



US00D911888S

(12) **United States Design Patent** (10) **Patent No.:** **US D911,888 S**  
**Bae** (45) **Date of Patent:** **\*\* Mar. 2, 2021**

(54) **FRONT BUMPER FOR AUTOMOBILE**

(56) **References Cited**

(71) Applicant: **HONDA MOTOR CO., LTD.**, Tokyo (JP)

U.S. PATENT DOCUMENTS

(72) Inventor: **Sungjun Bae**, Wako (JP)

D680,477 S \* 4/2013 Sugiura ..... D12/169  
D867,214 S \* 11/2019 Kato ..... D12/92  
D883,870 S \* 5/2020 Platto ..... D12/169  
D885,269 S \* 5/2020 Platto ..... D12/169  
D887,918 S \* 6/2020 Lee ..... D12/169

(73) Assignee: **HONDA MOTOR CO., LTD.**, Tokyo (JP)

\* cited by examiner

(\*\*) Term: **15 Years**

*Primary Examiner* — Melody N Brown

(21) Appl. No.: **29/692,621**

(74) *Attorney, Agent, or Firm* — Westerman, Hattori, Daniels & Adrian, LLP

(22) Filed: **May 28, 2019**

(57) **CLAIM**

The ornamental design for a front bumper for automobile, as shown and described.

(30) **Foreign Application Priority Data**

**DESCRIPTION**

Nov. 30, 2018 (JP) ..... 2018-026055

(51) **LOC (13) Cl.** ..... **12-16**

(52) **U.S. Cl.**  
USPC ..... **D12/169**

(58) **Field of Classification Search**  
USPC ..... D12/163, 196, 86, 90-92, 169, 190, 98,  
D12/164; 293/102, 113, 115, 117, 120,  
293/193.11; 296/180.1, 180.2; 180/68.1,  
180/68.6

CPC ..... B60R 19/02; B60R 19/04; B62D 25/08  
See application file for complete search history.

FIG. 1 is a perspective view of a front bumper for automobile;  
FIG. 2 is a front elevation view thereof  
FIG. 3 is a right side elevation view thereof;  
FIG. 4 is a left side elevation view thereof;  
FIG. 5 is a top plan view thereof; and,  
FIG. 6 is a bottom plan view thereof.

The broken lines shown in the drawings illustrate portions of the front bumper for automobile that form no part of the claimed design.

**1 Claim, 6 Drawing Sheets**

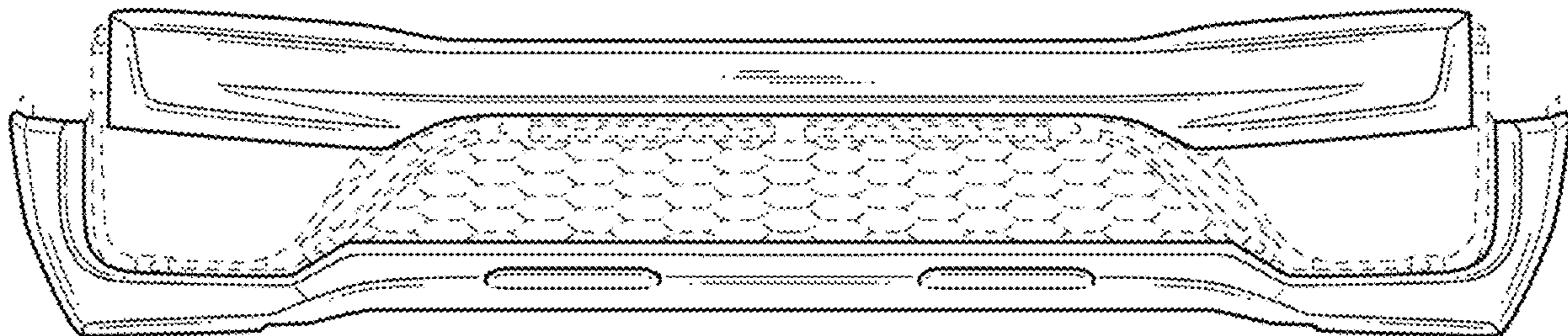


FIG. 1

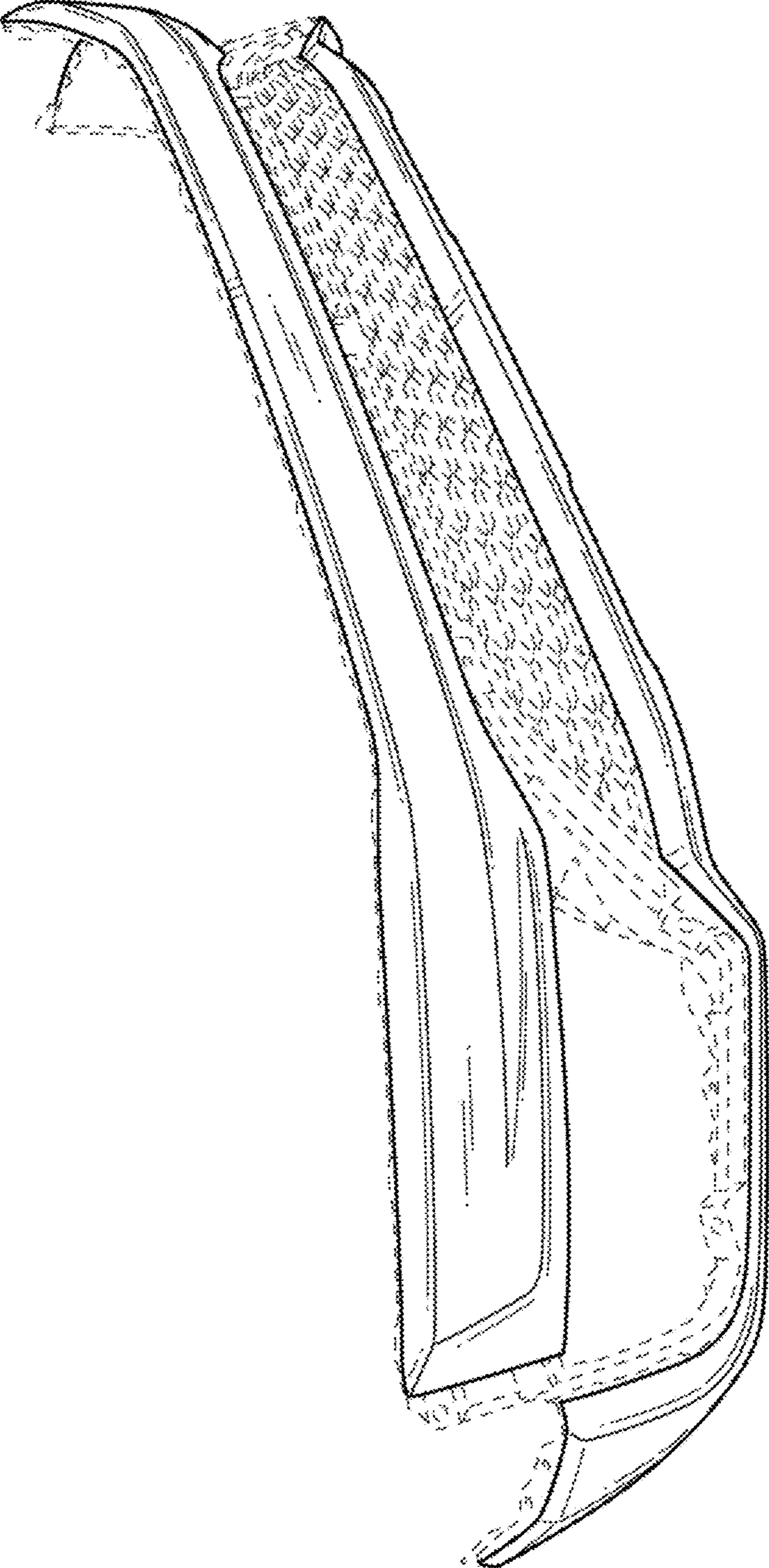


FIG. 2

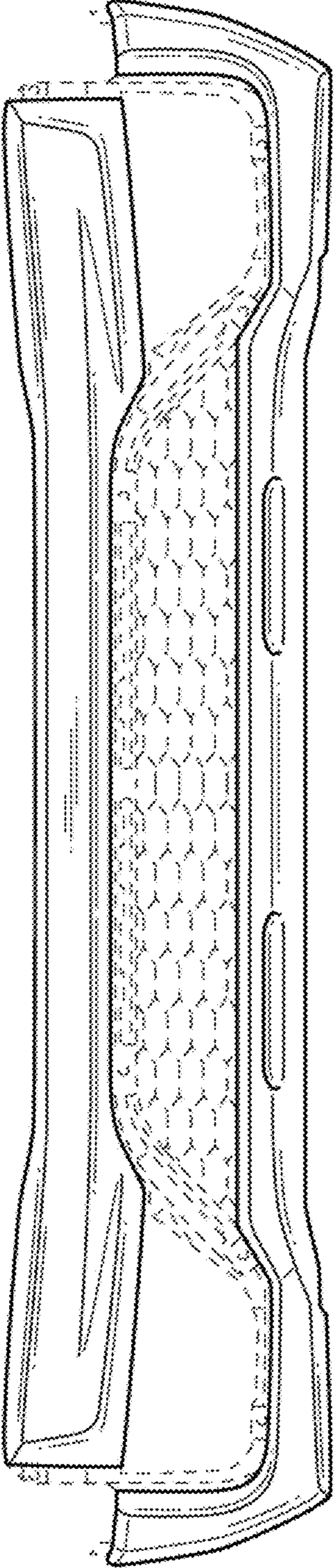


FIG. 3

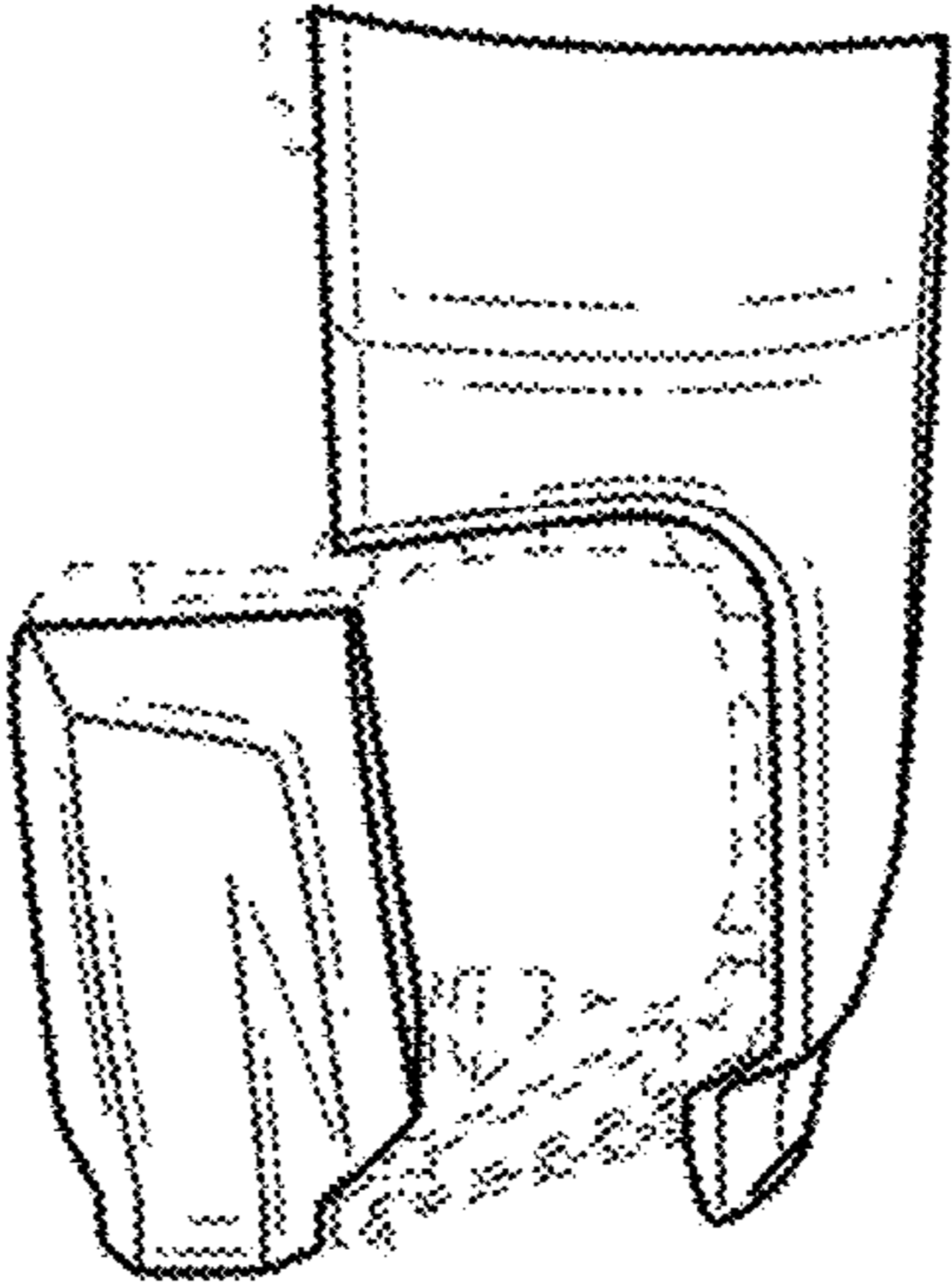




FIG. 4

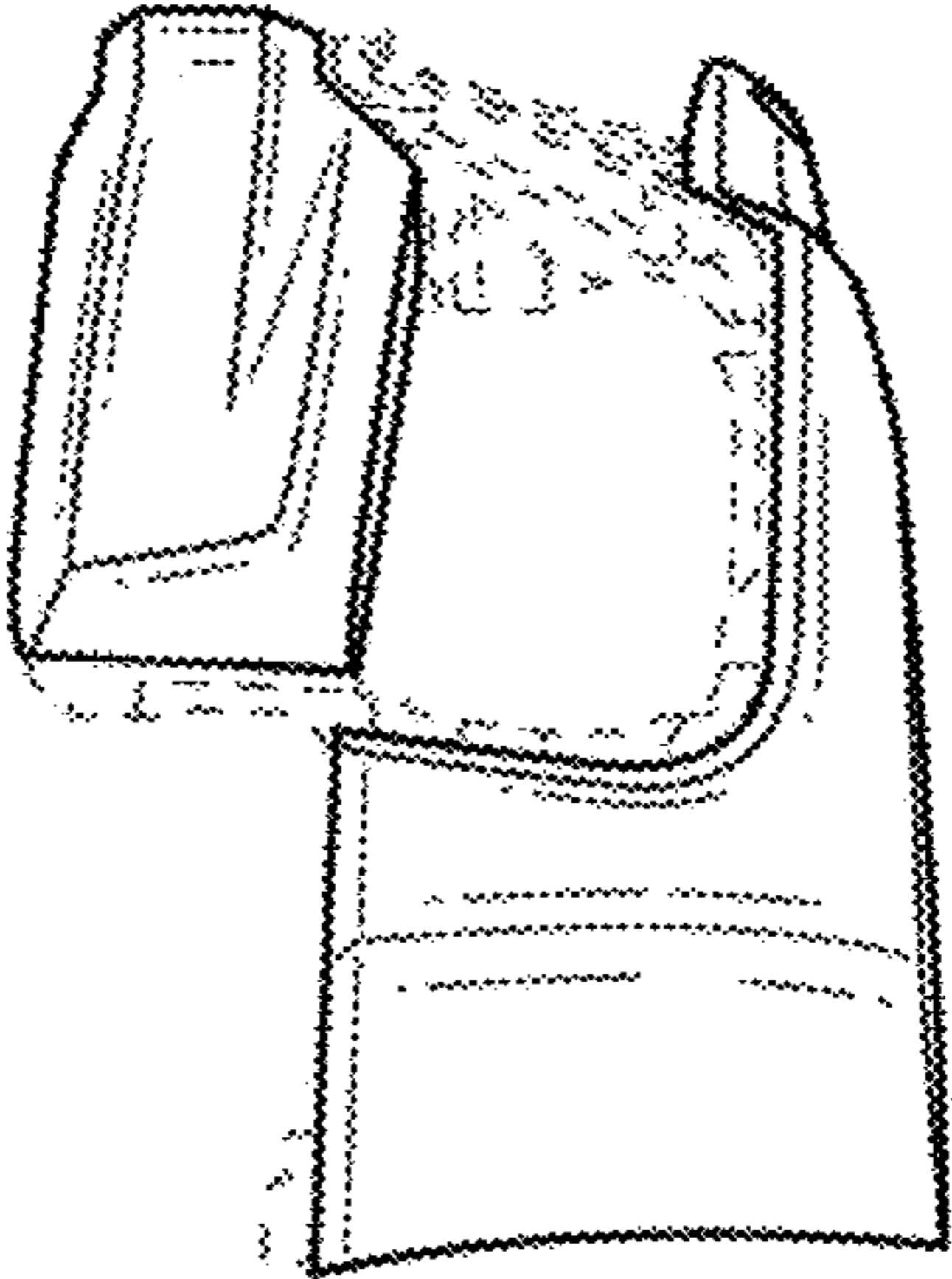


FIG. 5

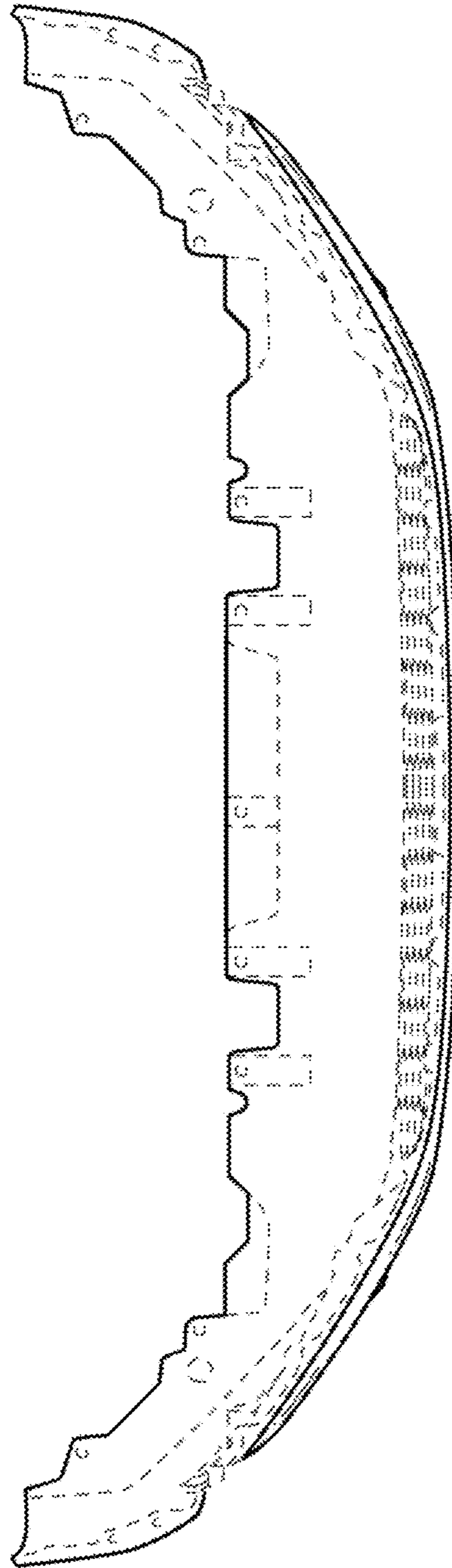


FIG. 6

