



US00D911887S

(12) **United States Design Patent** (10) **Patent No.:** **US D911,887 S**
Wheel et al. (45) **Date of Patent:** **** Mar. 2, 2021**

(54) **REAR BUMPER**
(71) Applicant: **Jaguar Land Rover Limited**, Coventry (GB)
(72) Inventors: **Andrew Wheel**, Coventry (GB); **Borys Dabrowski**, Coventry (GB)
(73) Assignee: **Jaguar Land Rover Limited**, Coventry (GB)
(**) Term: **15 Years**
(21) Appl. No.: **29/688,886**
(22) Filed: **Apr. 25, 2019**

(30) **Foreign Application Priority Data**
Oct. 25, 2018 (EM) 005808474
(51) **LOC (13) Cl.** **12-16**
(52) **U.S. Cl.**
USPC **D12/169**
(58) **Field of Classification Search**
USPC D12/163, 196, 86, 90-92, 169, 190, 98, D12/164; 293/102, 113, 115, 117, 120, 293/193.11; 296/180.1, 180.2; 180/68.1, 180/68.6
CPC B60R 19/02; B60R 19/04; B62D 25/08
See application file for complete search history.

(56) **References Cited**
U.S. PATENT DOCUMENTS
D718,680 S * 12/2014 Galante D12/169
D738,271 S * 9/2015 Glover D12/169
D749,468 S * 2/2016 Frascella D12/169
D794,518 S * 8/2017 Henstridge D12/169
D810,637 S * 2/2018 Wheel D12/169


D820,739 S * 6/2018 Suga D12/169
D854,983 S * 7/2019 Katou D12/169
D860,885 S * 9/2019 Pollard D12/169
D861,552 S * 10/2019 Grand D12/169
D879,682 S * 3/2020 Melville-Brown D12/169
D885,268 S * 5/2020 Heinemann D12/169
D887,914 S * 6/2020 Utsunomiya D12/169
D887,917 S * 6/2020 Kusunoki D12/169

* cited by examiner
Primary Examiner — Melody N Brown
(74) *Attorney, Agent, or Firm* — Wood Herron & Evans LLP

(57) **CLAIM**
The ornamental design for a rear bumper, as shown and described.

DESCRIPTION
FIG. 1 is a left, front perspective view of a rear bumper showing our new design;
FIG. 2 is a right, rear perspective view thereof;
FIG. 3 is a front view thereof;
FIG. 4 is a rear view thereof;
FIG. 5 is a left side view thereof;
FIG. 6 is a right side view thereof;
FIG. 7 is a top view thereof;
FIG. 8 is a bottom view thereof; and,
FIG. 9 is another front elevational view thereof shown on a vehicle.
The portions of the vehicle shown in the FIG. 9 drawing view in de-emphasized and half-tone form outside the broken lines and the broken lines representing the boundary and configuration of what is claimed as the design are for environmental and illustrative purposes and form no part of the claimed design.

1 Claim, 9 Drawing Sheets






FIG. 1




FIG. 2




FIG. 3




FIG. 4



FIG. 5



FIG. 6



FIG. 7



FIG. 8




FIG. 9