



US00D911879S

(12) **United States Design Patent** (10) **Patent No.:** **US D911,879 S**
Christoph et al. (45) **Date of Patent:** **** Mar. 2, 2021**

(54) **MOTORCYCLE**

(71) Applicant: **Indian Motorcycle International, LLC**, Medina, MN (US)

(72) Inventors: **Richard J. Christoph**, Victoria, MN (US); **Brian N. Flick**, Maple Grove, MN (US)

(73) Assignee: **Indian Motorcycle International, LLC**, Medina, MN (US)

(**) Term: **15 Years**

(21) Appl. No.: **29/662,947**

(22) Filed: **Sep. 10, 2018**

(51) **LOC (13) Cl.** **12-11**

(52) **U.S. Cl.**
USPC **D12/110**

(58) **Field of Classification Search**
USPC D12/110, 111, 117; D21/432, 538
CPC B62K 11/00; B62K 11/02; B62K 11/04;
B62K 11/10; B62K 17/00; B62K 19/00;
B62K 2202/00

See application file for complete search history.

(56) **References Cited**

U.S. PATENT DOCUMENTS

D403,277 S *	12/1998	Kokubu	D12/110
D496,309 S *	9/2004	Fukumoto	D12/110
D504,844 S *	5/2005	Sasanami	D12/110
D548,649 S *	8/2007	Heinrich	D12/110
D549,137 S *	8/2007	Heinrich	D12/110
D551,129 S *	9/2007	Takeda	D12/110
D567,717 S *	4/2008	Hishiki	D12/110
7,438,149 B2	10/2008	Ishida		
D581,839 S *	12/2008	Sasanami	D12/110
D582,316 S *	12/2008	Stenegard	D12/110
D582,320 S *	12/2008	Tanaka	D12/110
D588,961 S *	3/2009	Tanaka	D12/110

D591,204 S *	4/2009	Matsuzawa	D12/110
D591,205 S *	4/2009	Heinrich	D12/110
D594,786 S *	6/2009	Sakata	D12/110
D596,082 S *	7/2009	Ueno	D12/110

(Continued)

FOREIGN PATENT DOCUMENTS

AU	354455	3/2014
AU	354647	3/2014

(Continued)

OTHER PUBLICATIONS

International Search Report issued by the International Searching Authority, dated Aug. 21, 2018, for related International Patent Application No. PCT/US2018/020865; 6 pages.

(Continued)

Primary Examiner — Darlington Ly

(74) *Attorney, Agent, or Firm* — Faegre Drinker Biddle & Reath LLP

(57) **CLAIM**

The ornamental design for a motorcycle, as shown and described.

DESCRIPTION

FIG. 1 is a top, front, and left side perspective view of a motorcycle showing our new design;

FIG. 2 is a top, rear, and right side perspective view thereof; FIG. 3 is a partial top, rear, and right side perspective view thereof;

FIG. 4 is a left side elevation view thereof;

FIG. 5 is a right side elevation view thereof;


FIG. 6 is a top plan view thereof;

FIG. 7 is a front elevation view thereof; and,

FIG. 8 is a rear elevation view thereof.

The broken lines in the drawings illustrate portions of the motorcycle that form no part of the claimed design.

1 Claim, 7 Drawing Sheets



(56)

References Cited

U.S. PATENT DOCUMENTS

D597,449 S * 8/2009 Nagao D12/110
 D601,458 S * 10/2009 Nagao D12/110
 D605,089 S * 12/2009 Tanaka D12/110
 D605,090 S * 12/2009 Tanaka D12/110
 D606,457 S * 12/2009 Tanaka D12/110
 7,661,714 B2 2/2010 Kubota
 D611,390 S * 3/2010 Toriyama D12/110
 D638,756 S * 5/2011 Kouchi D12/110
 D643,341 S * 8/2011 Uchiyama D12/110
 D647,824 S * 11/2011 Kouchi D12/110
 D647,825 S * 11/2011 Shibuta D12/110
 8,156,912 B2 4/2012 Kubo
 D669,397 S * 10/2012 Isokari D12/110
 D669,821 S * 10/2012 Nishihara D12/110
 D670,204 S * 11/2012 Yasuhara D12/110
 D686,538 S * 7/2013 Nagao D12/110
 D688,982 S * 9/2013 Oyanagi D12/110
 D688,983 S * 9/2013 Shibuta D12/110
 D689,406 S * 9/2013 Yasuhara D12/110
 8,522,741 B2 9/2013 Matsuda
 D694,673 S * 12/2013 Katagiri D12/110
 8,807,259 B2 * 8/2014 Tominaga B62K 11/04
 180/219
 8,827,024 B1 * 9/2014 Sumi B62K 25/02
 180/227
 8,839,756 B2 9/2014 Ozaki
 D718,669 S * 12/2014 Kiska D12/110
 D723,431 S * 3/2015 Noguchi D12/110
 D735,085 S * 7/2015 Buckan D12/110
 D736,677 S * 8/2015 Iimura D12/110
 9,194,278 B2 11/2015 Fronk
 D744,906 S 12/2015 Song
 9,255,554 B2 2/2016 Kawata
 D755,084 S * 5/2016 Sakata D12/110
 D755,680 S * 5/2016 Yashuhara D12/110
 D755,681 S * 5/2016 Martin D12/110
 D755,682 S * 5/2016 Hahn-Woernle D12/110
 D756,268 S * 5/2016 Yamada D12/110
 D758,923 S * 6/2016 Yamada D12/110
 D758,924 S * 6/2016 Tamura D12/110
 9,421,860 B2 8/2016 Schuhmacher
 9,440,504 B2 9/2016 Bagnariol
 D795,746 S * 8/2017 Akita D12/110
 D797,002 S * 9/2017 Toyama D12/110
 D801,230 S * 10/2017 Endo D12/110
 2008/0314669 A1 12/2008 Buell
 2009/0322069 A1 12/2009 Koike
 2012/0318598 A1 * 12/2012 Fujiyama B62J 25/00
 180/219
 2014/0084565 A1 * 3/2014 Nakamura B62K 25/286
 280/284

2015/0083513 A1 3/2015 Ito
 2015/0090512 A1 4/2015 Inoue
 2015/0101875 A1 * 4/2015 Inayama F02B 37/183
 180/225
 2016/0339754 A1 11/2016 Teachout et al.
 2017/0334500 A1 11/2017 Jarek
 2018/0257726 A1 9/2018 Bagnariol
 2019/0242335 A1 8/2019 Diehl
 2020/0102041 A1 4/2020 Pelz

FOREIGN PATENT DOCUMENTS

AU 2017225088 3/2014
 AU 354639 4/2014
 AU 2014227761 10/2015
 AU 2016210752 8/2016
 CA 155479 11/2014
 CN 1537750 10/2004
 CN 101618751 1/2010
 CN 108100128 3/2014
 CN 108100129 3/2014
 CN 105143028 12/2015
 EP 2141067 1/2010
 EP 2835308 2/2015
 EP 2969724 1/2016
 JP 55682677 7/1981
 JP 05-310165 11/1993
 JP 3204536 9/2001
 JP 2016-515971 6/2016
 WO WO 2014/144224 9/2014
 WO WO 2018/164998 9/2018

OTHER PUBLICATIONS

Written Opinion issued by the International Searching Authority, dated Aug. 21, 2108, for related International Patent Application No. PCT/US2018/020865; 17 pages.
 Yamaha Supplementary Service Manual, available at <http://bergall.org/temp/venture/pdf/1983-1985-yamaha-venture-manual-complete-with-wiring-diagrams.pdf>; copyright 1983; 452 pages.
 International Preliminary Report on Patentability issued by the European Patent Office, dated May 22, 2019, for International Patent Application No. PCT/US2018/020865; 33 pages.
 Communication pursuant to Article 94(3) EPC issued by the European Patent Office, dated Sep. 23, 2020, for European Patent Application No. 18712361.7; 6 pages.
 Chinese Office Action issued by the State Intellectual Property Office, dated Sep. 18, 2020, for Chinese Patent Application No. 201880024318.X; 9 pages.

* cited by examiner



Fig. 1

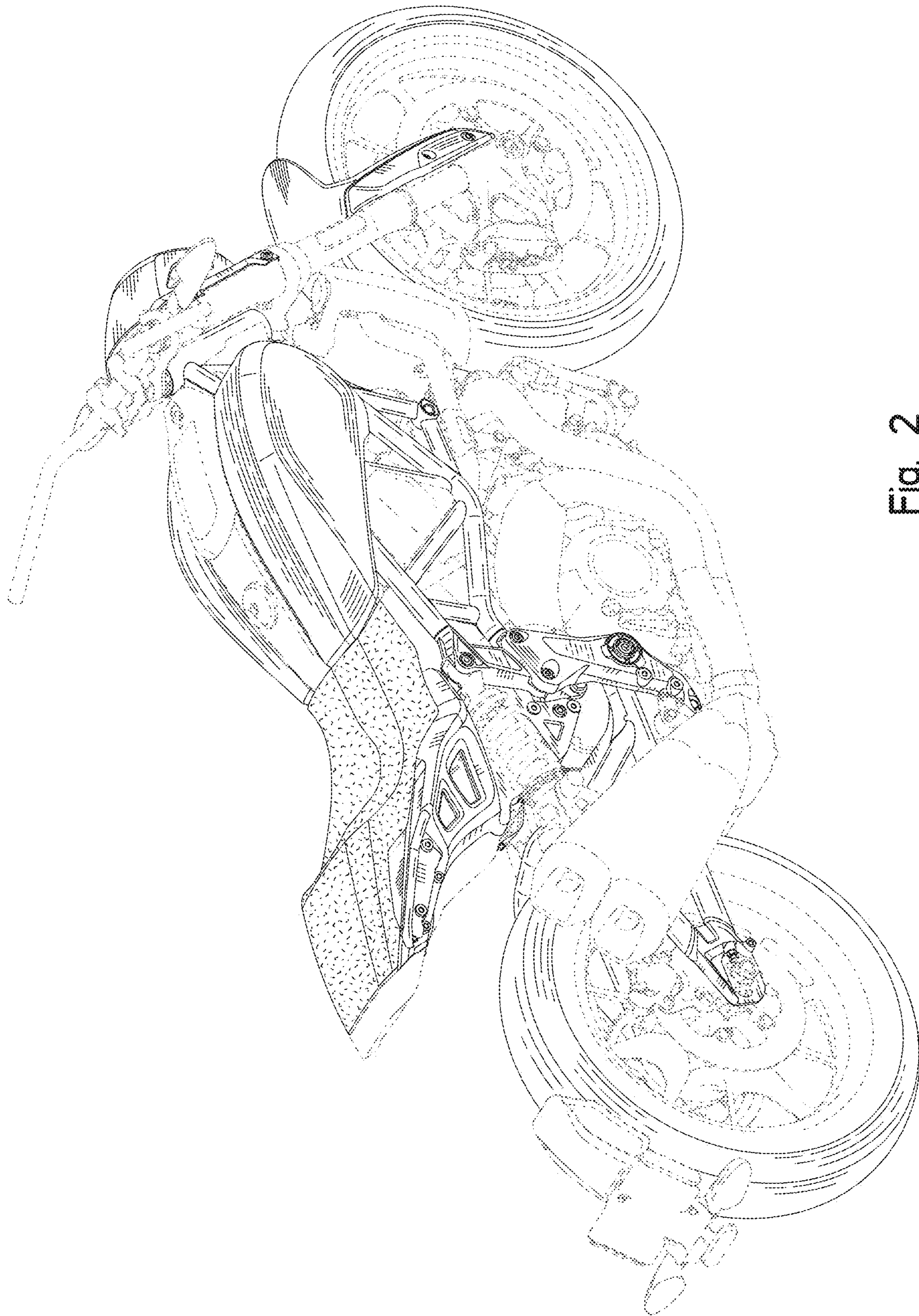


Fig. 2

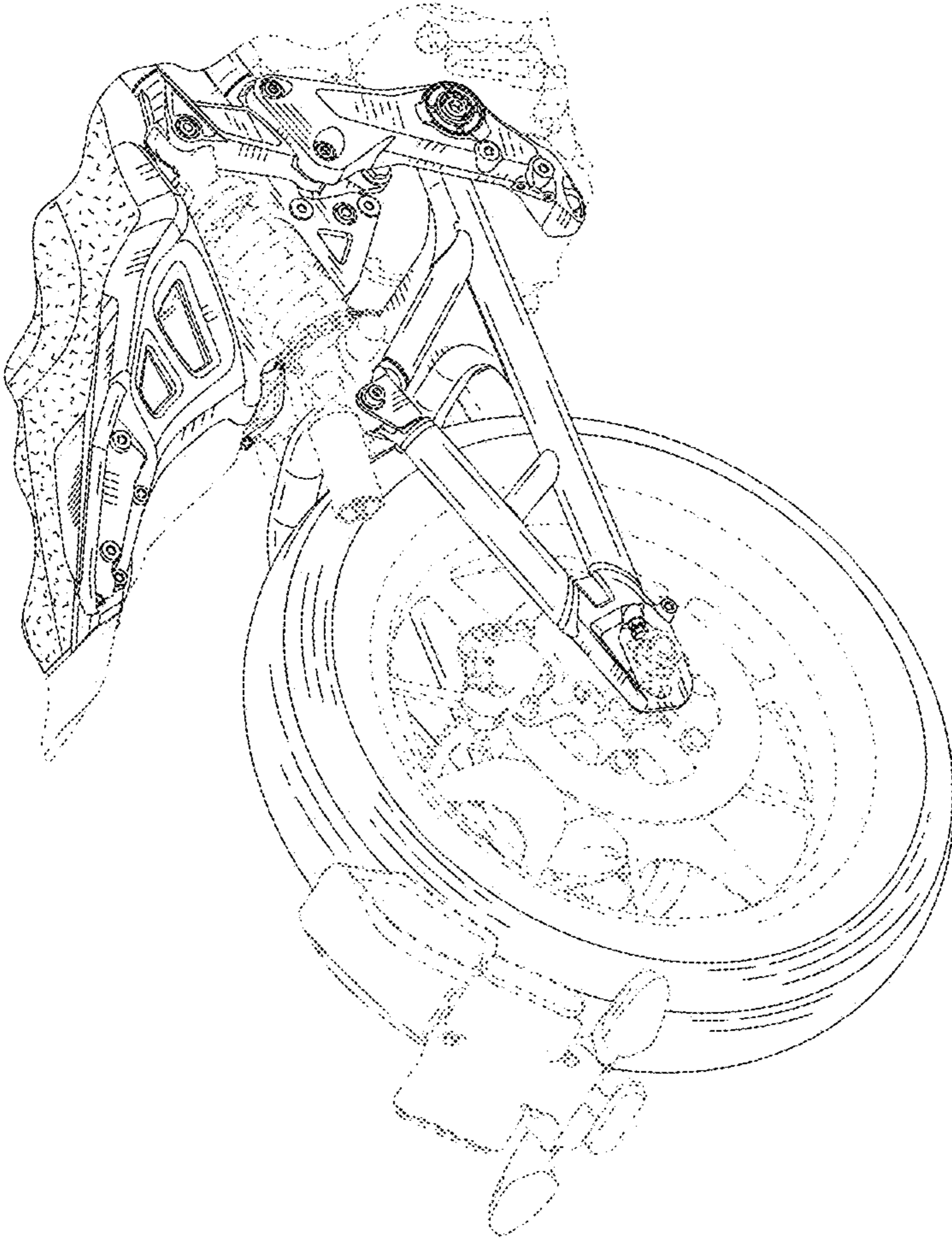


Fig. 3

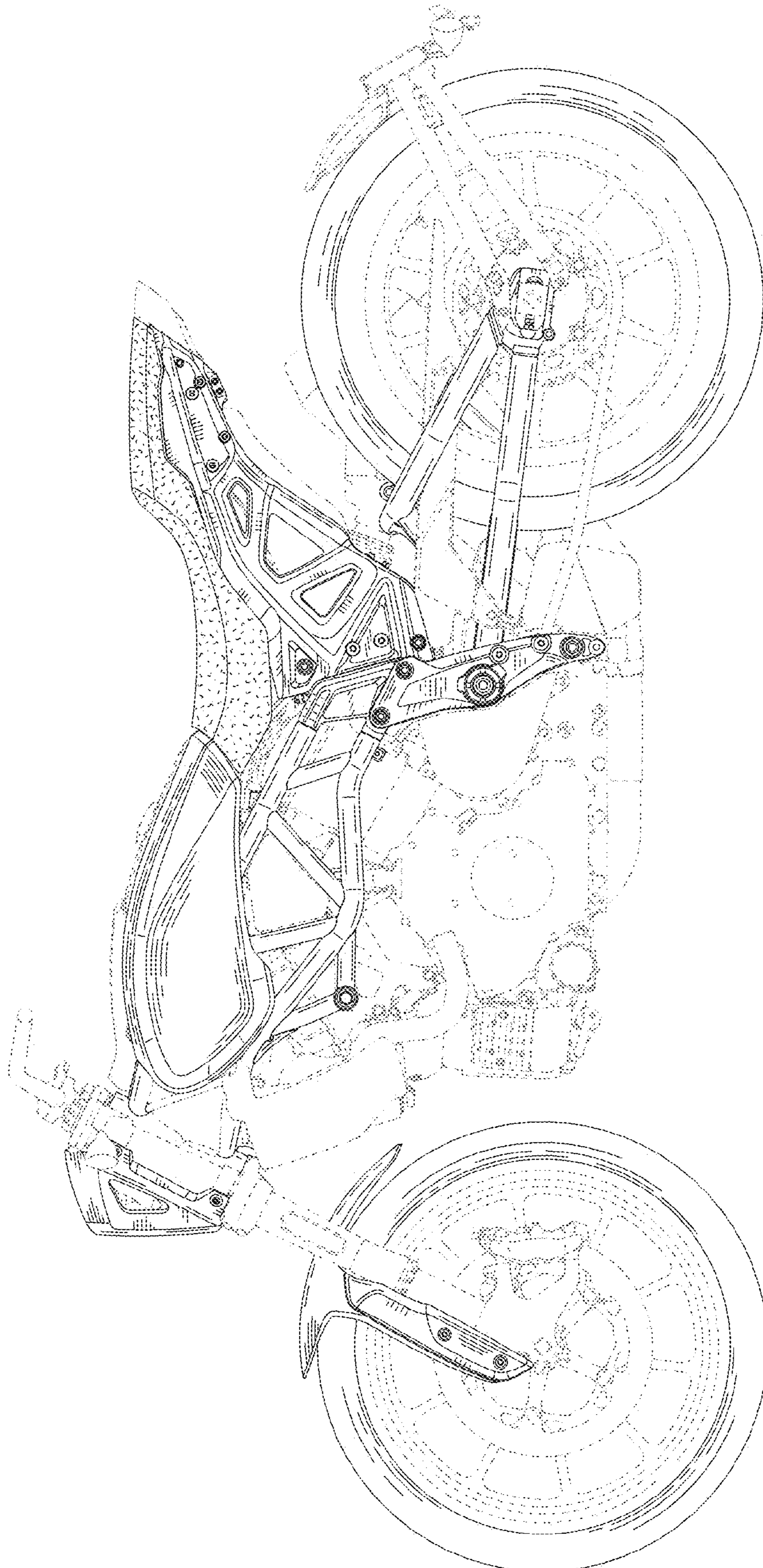


Fig. 4

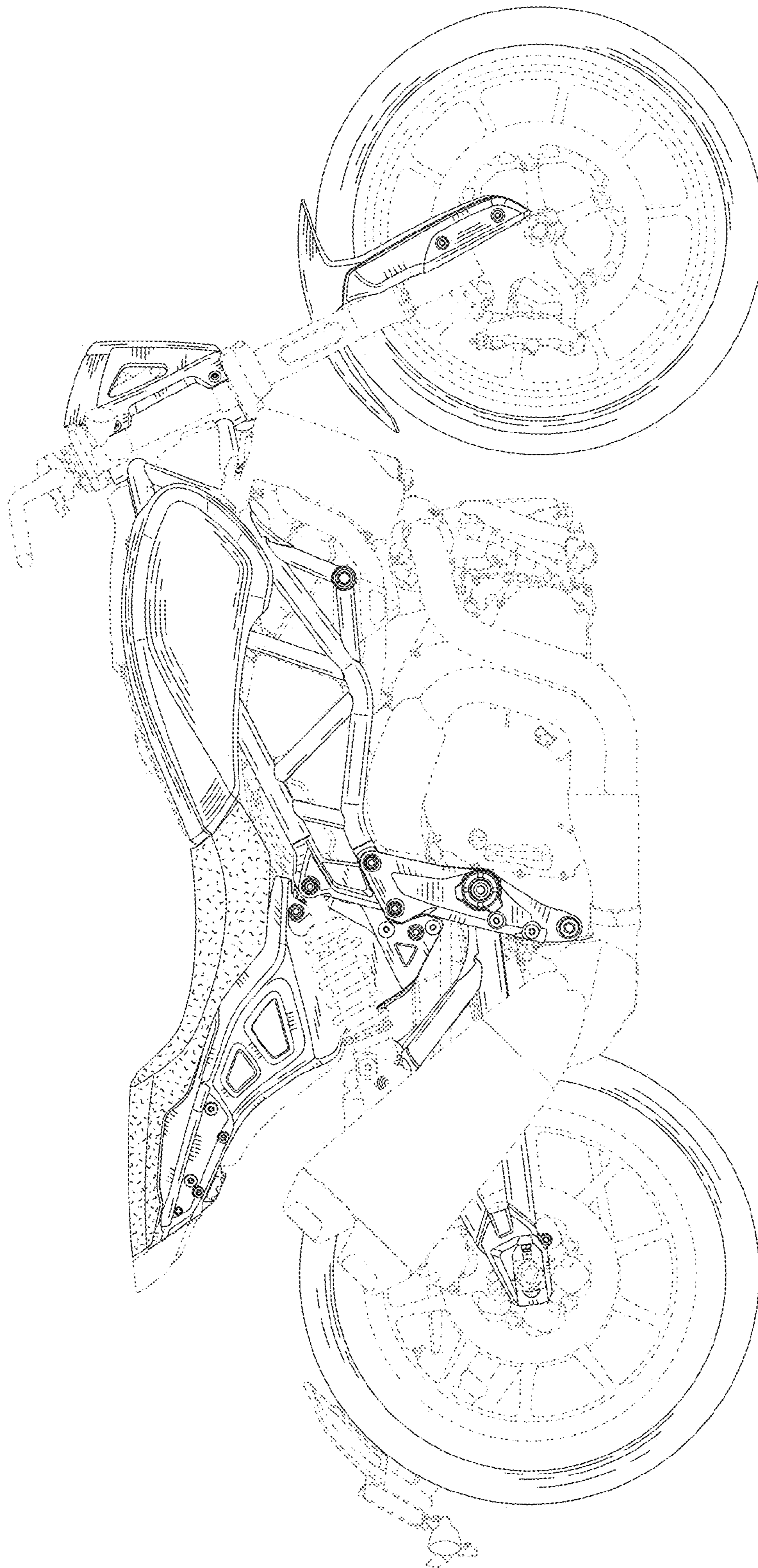


Fig. 5

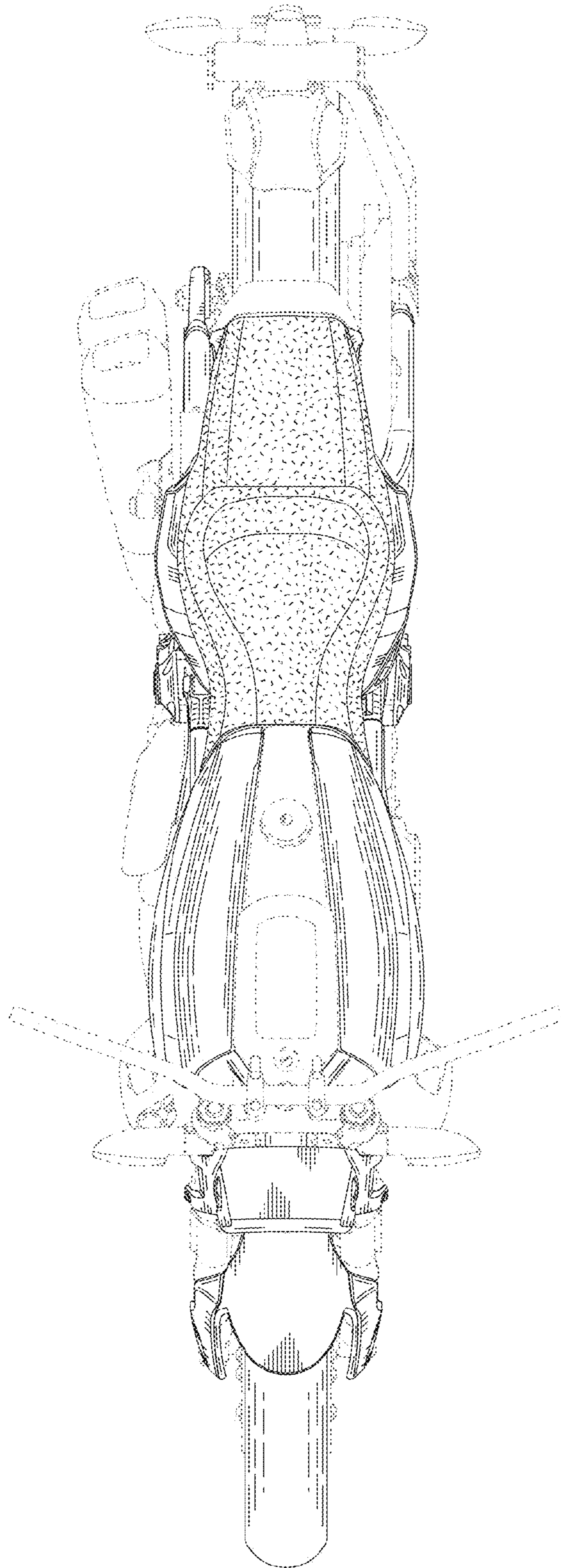


Fig. 6

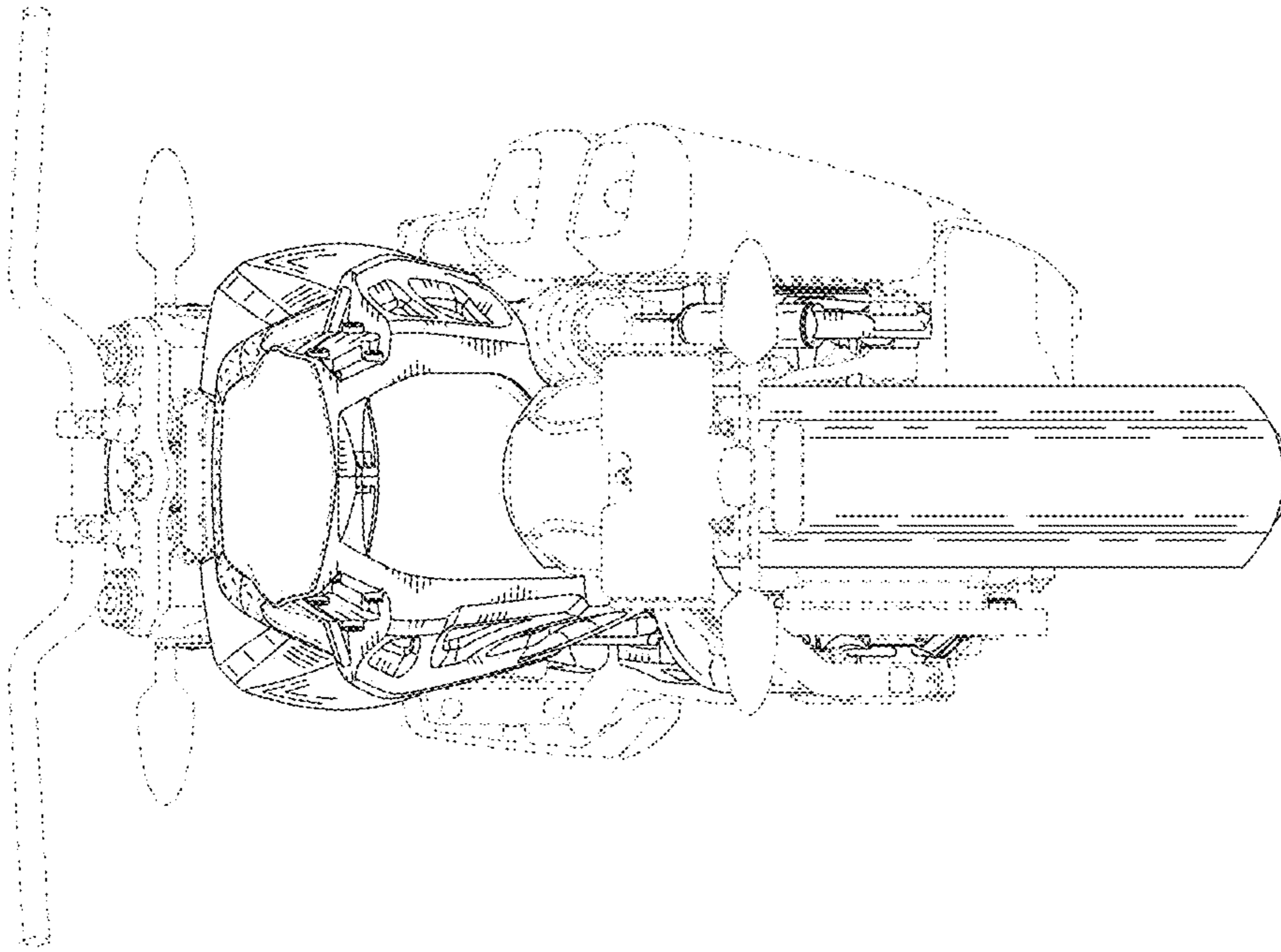


Fig. 8

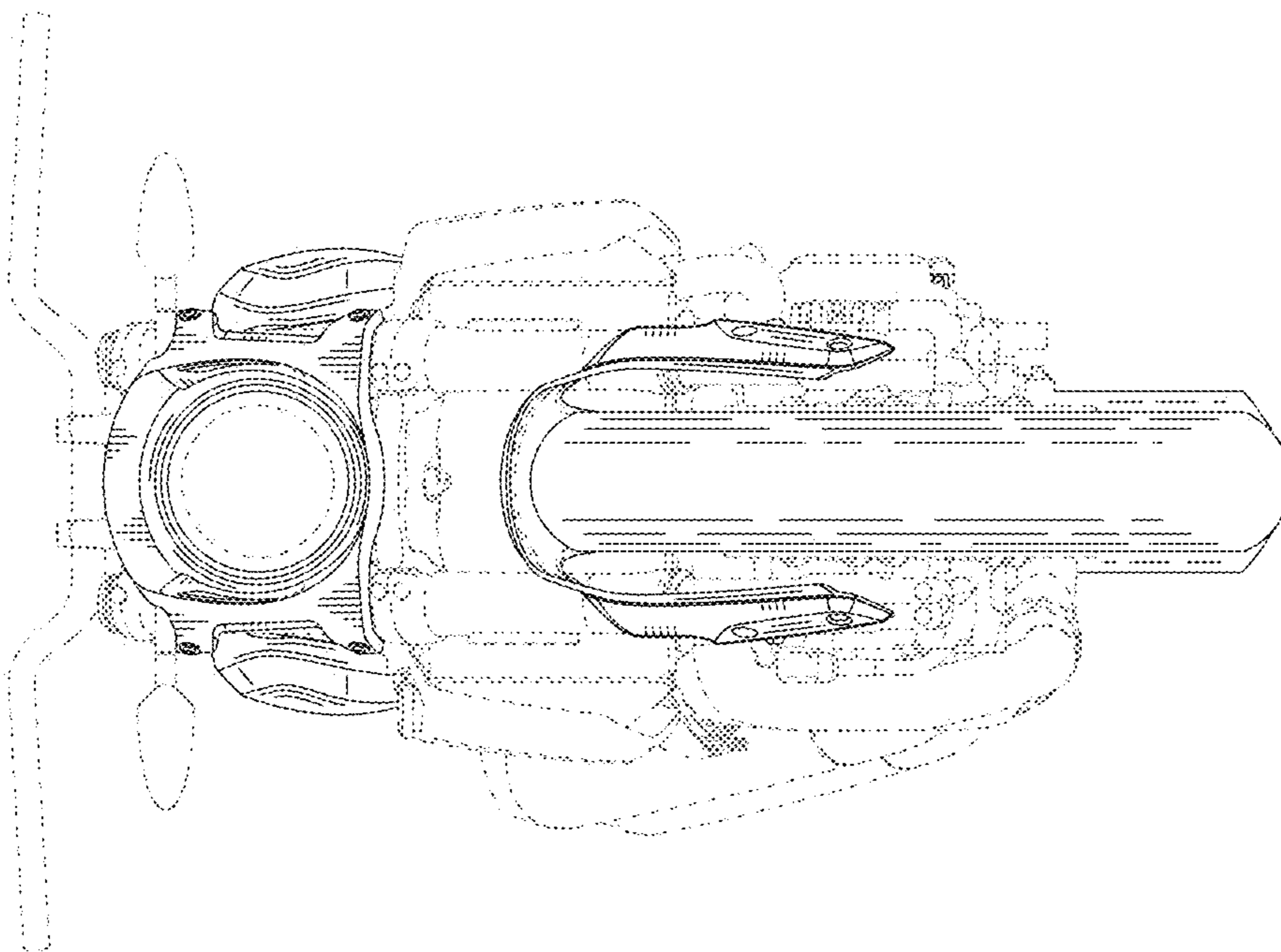


Fig. 7