



US00D911864S

(12) **United States Design Patent**
Boddie, III

(10) **Patent No.:** **US D911,864 S**
(45) **Date of Patent:** **** Mar. 2, 2021**

(54) **LOCKET**

(71) Applicant: **Joseph Boddie, III**, Jackson, MS (US)

(72) Inventor: **Joseph Boddie, III**, Jackson, MS (US)

(**) Term: **15 Years**

(21) Appl. No.: **29/703,055**

(22) Filed: **Aug. 23, 2019**

(51) **LOC (13) Cl.** **11-01**

(52) **U.S. Cl.**
USPC **D11/80**

(58) **Field of Classification Search**

USPC D11/1-18, 26, 30, 39, 40-49, 56, 57, 58,
D11/60, 61, 64, 72, 75, 76, 78-86,
D11/95-100, 102-103, 115, 116, 5, 27,
D11/28, 34; D3/207-212
CPC .. A44C 1/00; A44C 3/00; A44C 3/001; A44C
3/004; A44C 3/005; A44C 5/00; A44C
5/02; A44C 7/00; A44C 7/002; A44C
7/003; A44C 7/004; A44C 7/005; A44C
7/006; A44C 7/007; A44C 7/008; A44C
9/00; A44C 9/0007; A44C 9/0015; A44C
9/0023; A44C 9/003; A44C 15/00; A44C
15/0015; A44C 15/002; A44C 15/0025;
A44C 15/005; A44C 15/0055; A44C
21/00; A44C 23/00; A44C 25/00; A44C
25/001; A44C 25/002; A44C 25/005;
A44C 25/007; A44C 25/008
See application file for complete search history.

(56) **References Cited**

U.S. PATENT DOCUMENTS

260,392 A * 7/1882 Harris A44C 25/001
63/23
497,611 A * 5/1893 Kosann A44C 25/001
63/23
1,828,617 A * 10/1931 Peters A44C 25/007
63/23

D106,866 S * 11/1937 Federico D11/61
D306,707 S * 3/1990 Henry De Frahan D11/75
D311,356 S * 10/1990 De Frahan D11/79
D760,111 S * 6/2016 Kosann D11/80
D761,151 S * 7/2016 Weems D11/80
D761,158 S * 7/2016 Riviere D11/222

(Continued)

OTHER PUBLICATIONS

Statement Necklace Unique Square Diffuser, no date available,
[online], [site visited Oct. 7, 2020]. Retrieved from url:https://
www.cicisessentials.com/listing/608850683/statement-necklace-
unique-square (Year: 2020).*

Primary Examiner — Wendy L Arminio

Assistant Examiner — Tracey J Bell

(74) *Attorney, Agent, or Firm* — Fraline Allgaier


(57) **CLAIM**

The ornamental design for a locket, as shown and described.

DESCRIPTION

FIG. 1 is a front right perspective view of the locket shown
in a closed position;
FIG. 2 is a top view thereof;
FIG. 3 is a bottom view thereof;
FIG. 4 is a front view thereof;
FIG. 5 is a back view thereof;
FIG. 6 is a left side view thereof;
FIG. 7 is a right side view thereof;
FIG. 8 is a right perspective view, shown in an open
position;
FIG. 9 is a left perspective view, shown in an open position;
FIG. 10 is a left perspective view, shown in a closed
position;
FIG. 11 is another right perspective view, shown in an open
position; and,
FIG. 12 is a front right perspective view, shown in an open
position.

1 Claim, 12 Drawing Sheets



(56)

References Cited

U.S. PATENT DOCUMENTS

D808,846 S	*	1/2018	Kwon	D11/7
D808,851 S	*	1/2018	Kwon	D11/40
D850,318 S	*	6/2019	Lieberman	D11/3
D892,665 S	*	8/2020	Dominguez	D10/125

* cited by examiner

FIG. 1

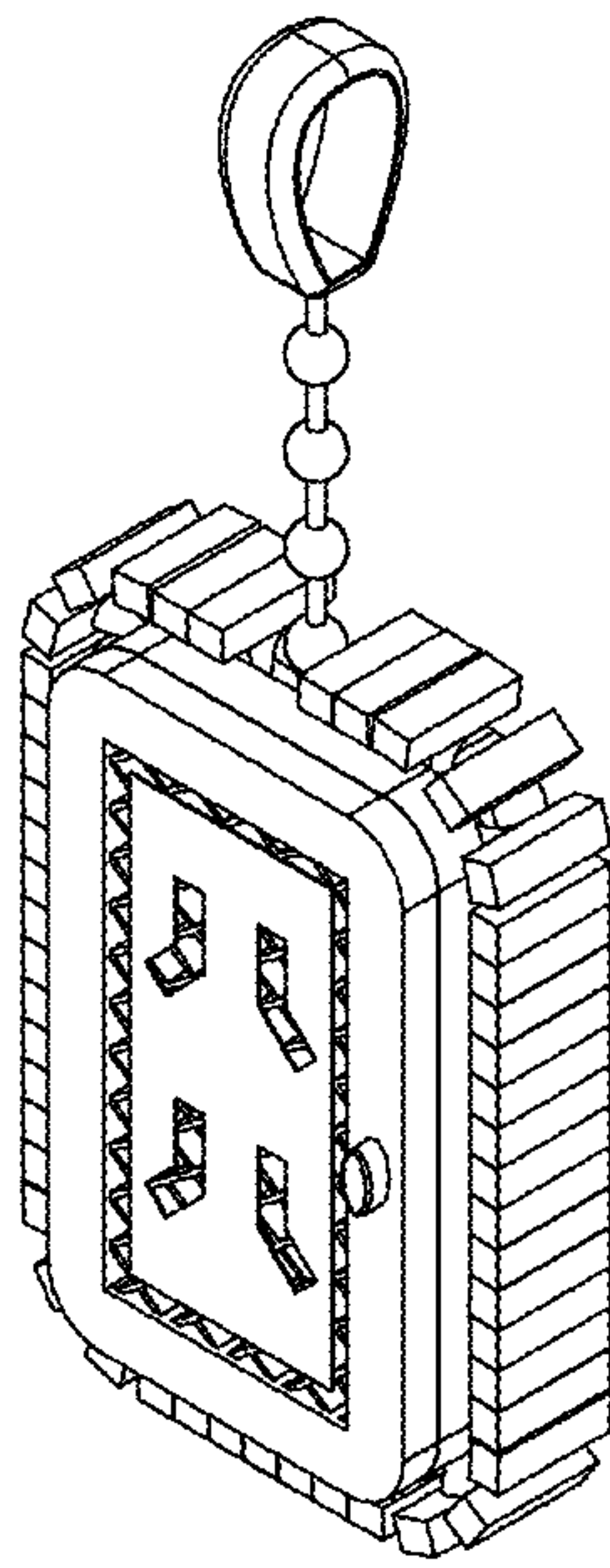


FIG. 2

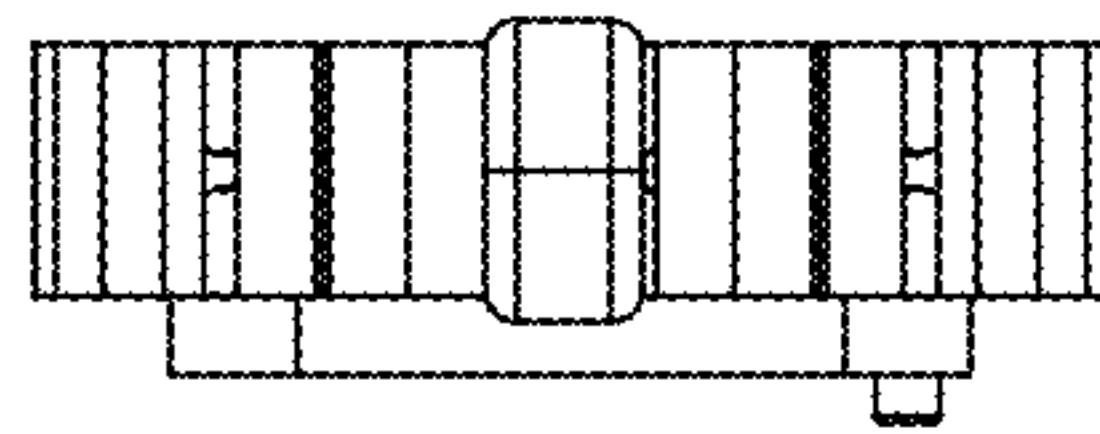


FIG. 3

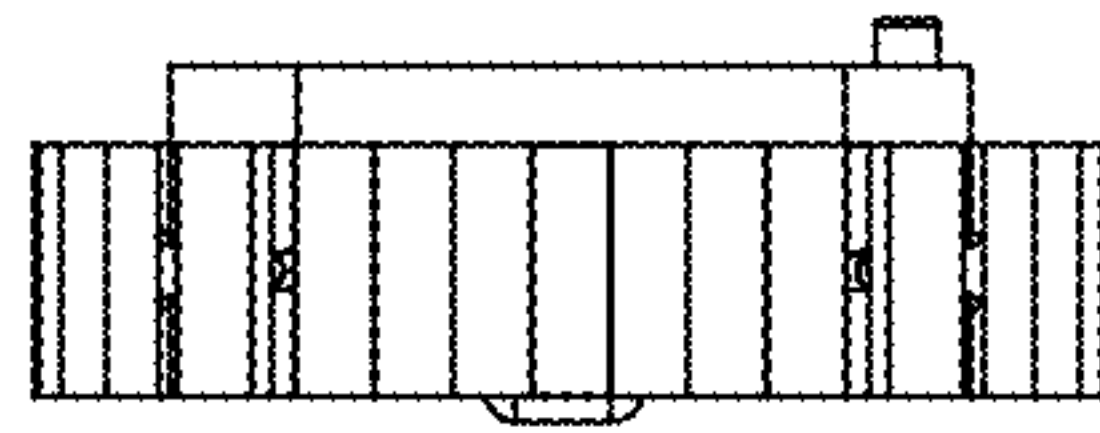


FIG. 4




FIG. 5

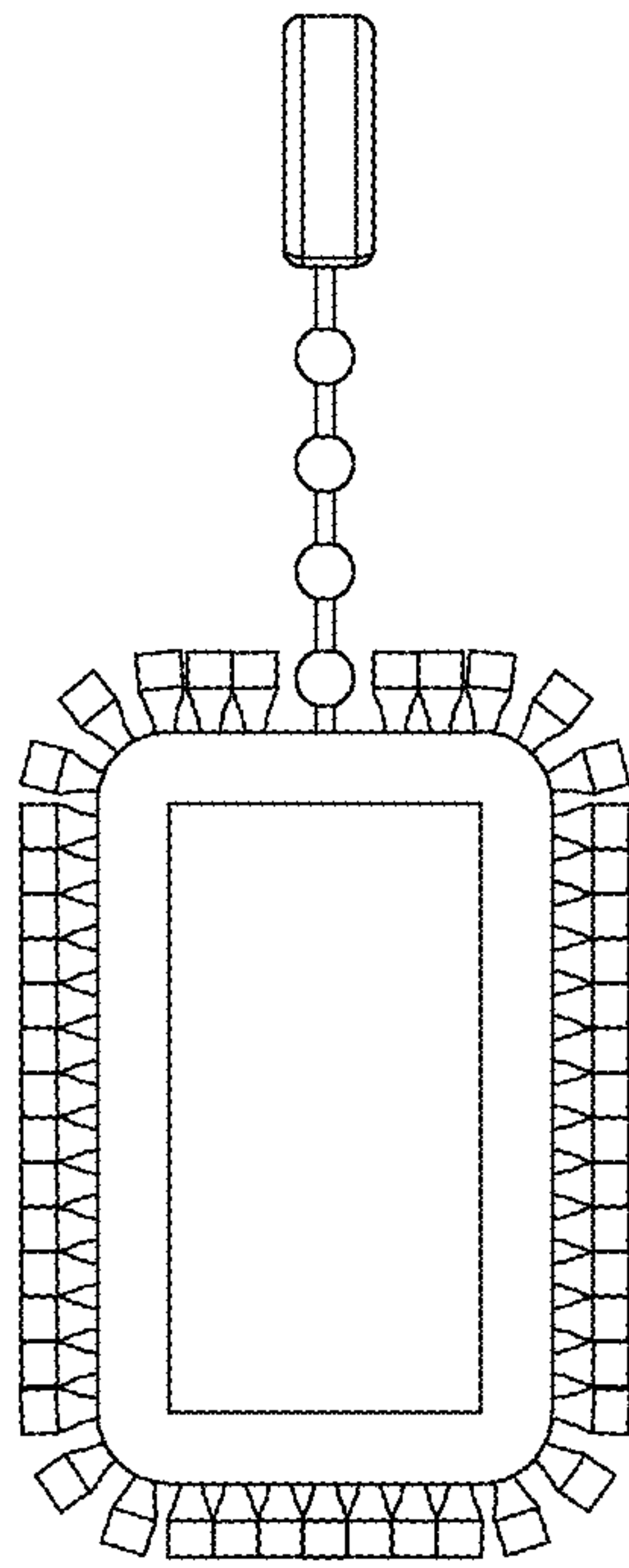


FIG. 6

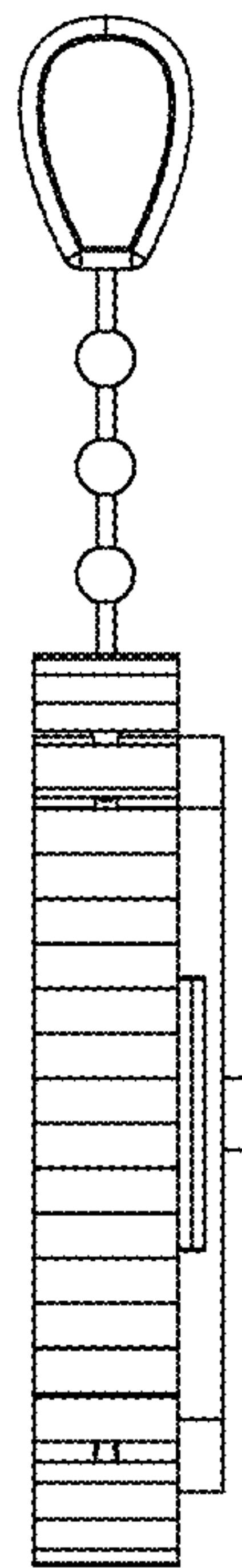


FIG. 7

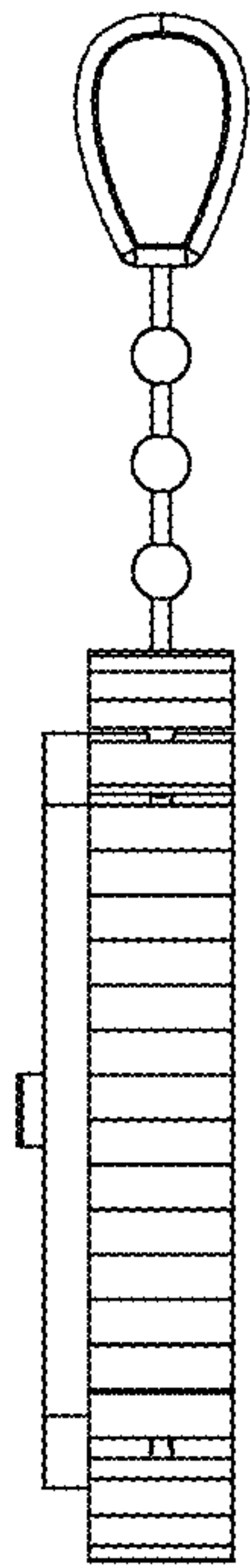


FIG. 8

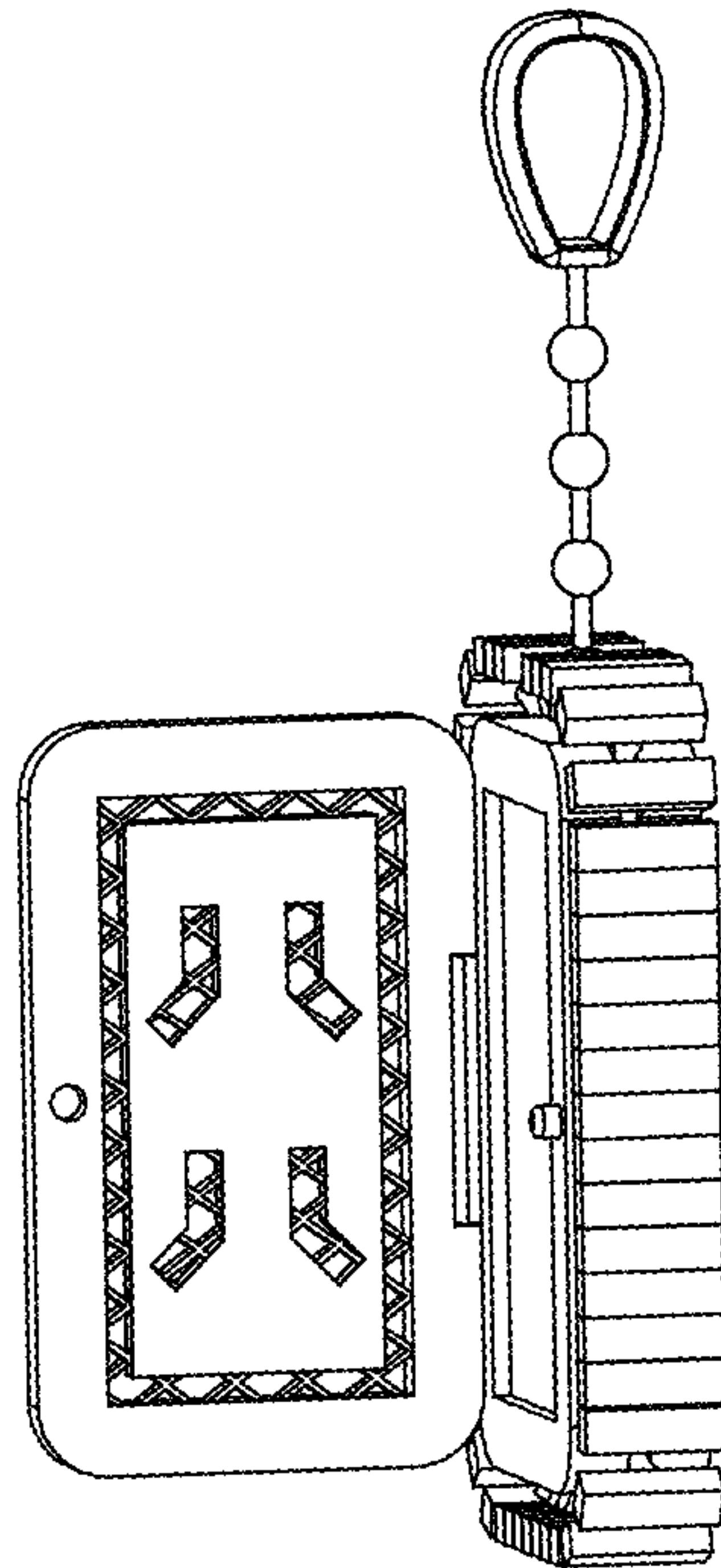


FIG. 9

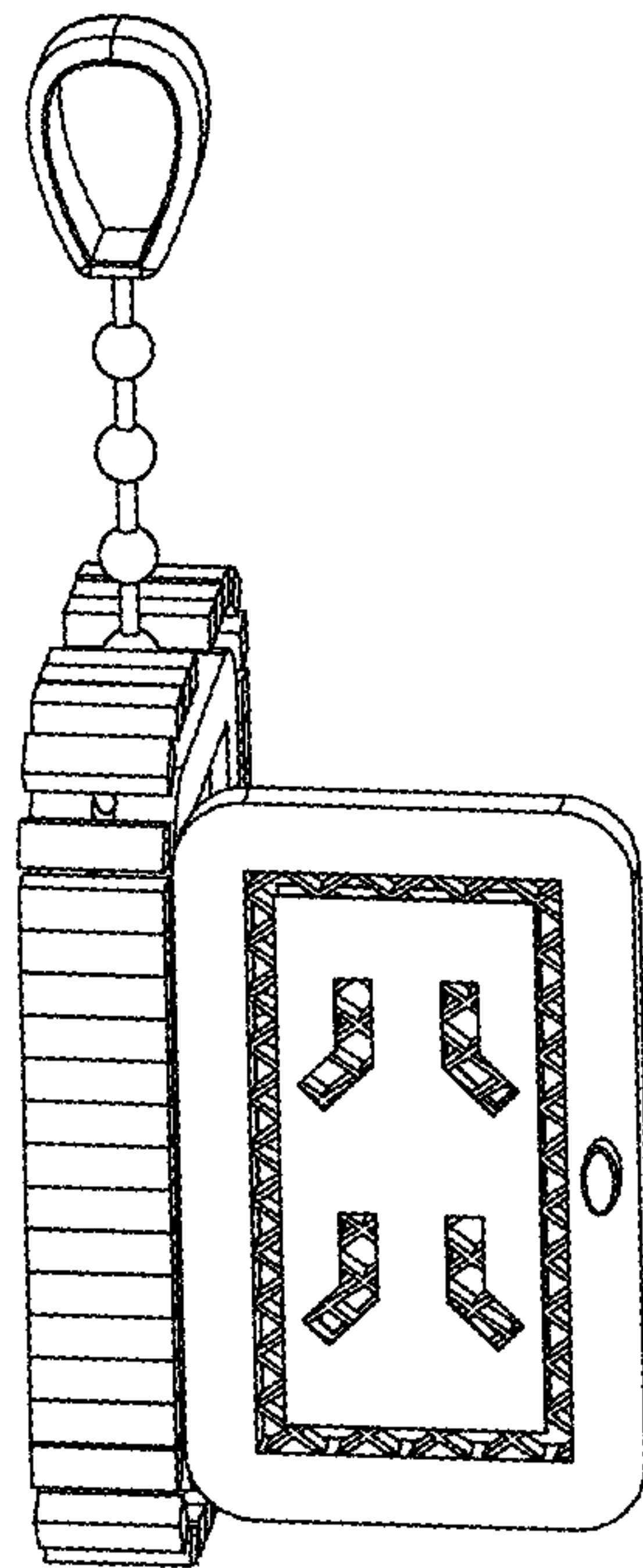


FIG. 10




FIG. 11

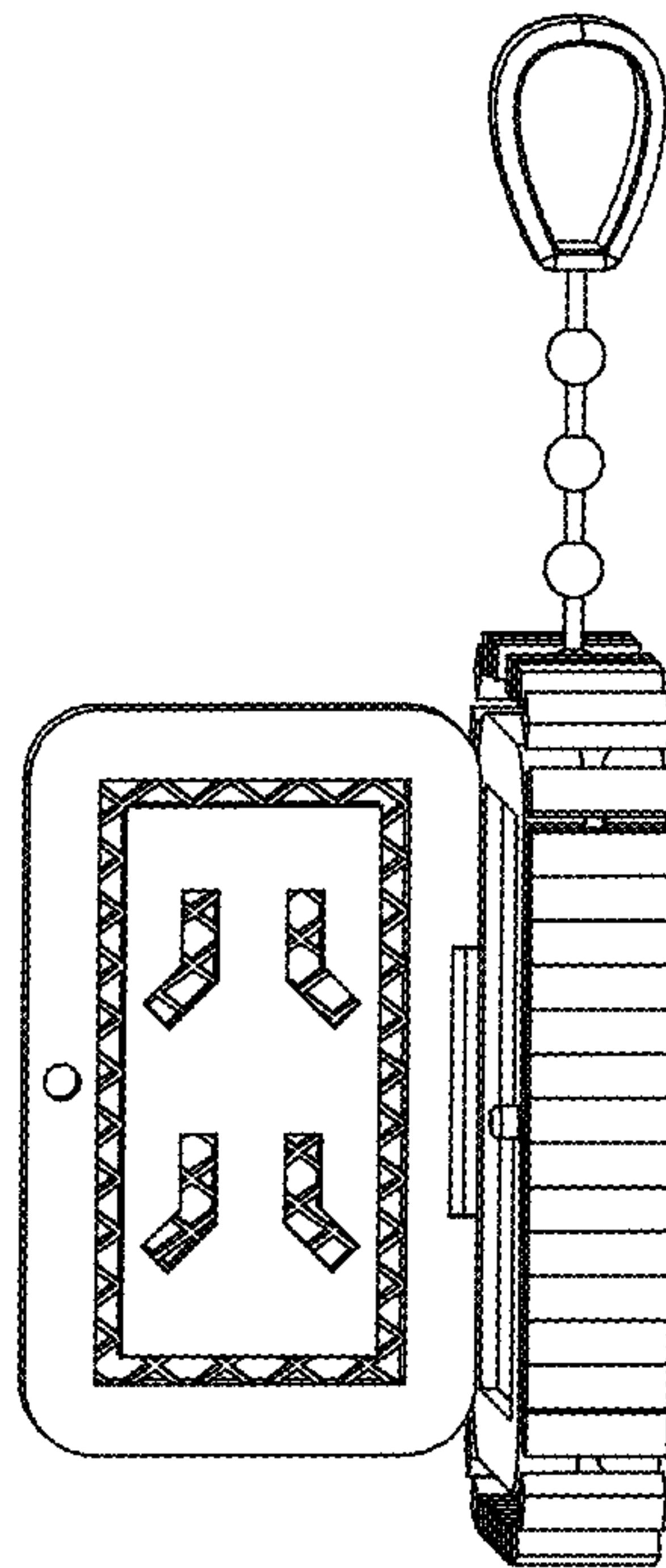


FIG. 12

