



US00D911842S

(12) **United States Design Patent**  
**Lauret**

(10) **Patent No.:** **US D911,842 S**

(45) **Date of Patent:** **\*\* Mar. 2, 2021**

- (54) **BOTTLE**
- (71) Applicant: **Saverglass**, Feuquieres (FR)
- (72) Inventor: **Richard Lauret**, Viennes-en-Arthies (FR)
- (73) Assignee: **Saverglass**, Feuquieres (FR)
- (\*\*) Term: **15 Years**
- (21) Appl. No.: **29/670,171**
- (22) Filed: **Nov. 14, 2018**

D282,051 S *	1/1986	Cree	.....	D9/549
D326,811 S *	6/1992	Messer	.....	D9/500
7,287,656 B2 *	10/2007	Guilford, III	.....	A61J 9/00 215/11.1
D576,043 S *	9/2008	Rica	.....	D9/500
D602,358 S *	10/2009	Eisen	.....	D9/500
D602,360 S *	10/2009	Eisen	.....	D9/500
D678,068 S *	3/2013	Huang	.....	D9/500
D698,243 S *	1/2014	Letamendi	.....	D9/500
D698,648 S *	2/2014	Letamendi	.....	D9/500
D799,968 S *	10/2017	Harris	.....	D9/500
D826,051 S *	8/2018	Lauret	.....	D9/500
D856,808 S *	8/2019	Rowell	.....	D9/500
D871,909 S *	1/2020	Lauret	.....	D9/500
D871,910 S *	1/2020	Lauret	.....	D9/500

\* cited by examiner

(30) **Foreign Application Priority Data**

Jul. 3, 2018 (EM) ..... 005385002

(51) **LOC (13) Cl.** ..... **09-01**

(52) **U.S. Cl.**  
USPC ..... **D9/500; D9/520**

(58) **Field of Classification Search**  
USPC ..... D9/434, 500, 502-505, 516, 520, 530,  
D9/537, 539, 544-545, 549, 558, 715,  
D9/719; D7/300, 300.1, 598  
CPC ..... B65D 1/00; B65D 1/02; B65D 1/0223;  
B65D 1/023; B65D 23/00; B65D  
2501/00; B65D 2501/0009  
See application file for complete search history.

(56) **References Cited**

**U.S. PATENT DOCUMENTS**

- 59,687 A \* 11/1866 Waldstein et al. .... F25D 3/00  
215/6
- D215,701 S \* 10/1969 Vignelli ..... D9/520

*Primary Examiner* — Dana Meyrow

(74) *Attorney, Agent, or Firm* — Banner & Witcoff, Ltd.

(57) **CLAIM**

The ornamental design for a bottle, as shown and described.

**DESCRIPTION**

FIG. 1 is a front view of a bottle showing my new design; the rear, right side, and left side views being identical thereto;

FIG. 2 is a top view thereof with details of the bottom portion omitted for clarity purposes;

FIG. 3 is a bottom view thereof with details of the spout omitted for clarity purposes; and,

FIG. 4 is a perspective view thereof.

The broken lines depicting the lip of the bottle show form no part of the claimed design. The inner surfaces of the bottle form no part of the claimed design.

**1 Claim, 2 Drawing Sheets**






FIG. 1

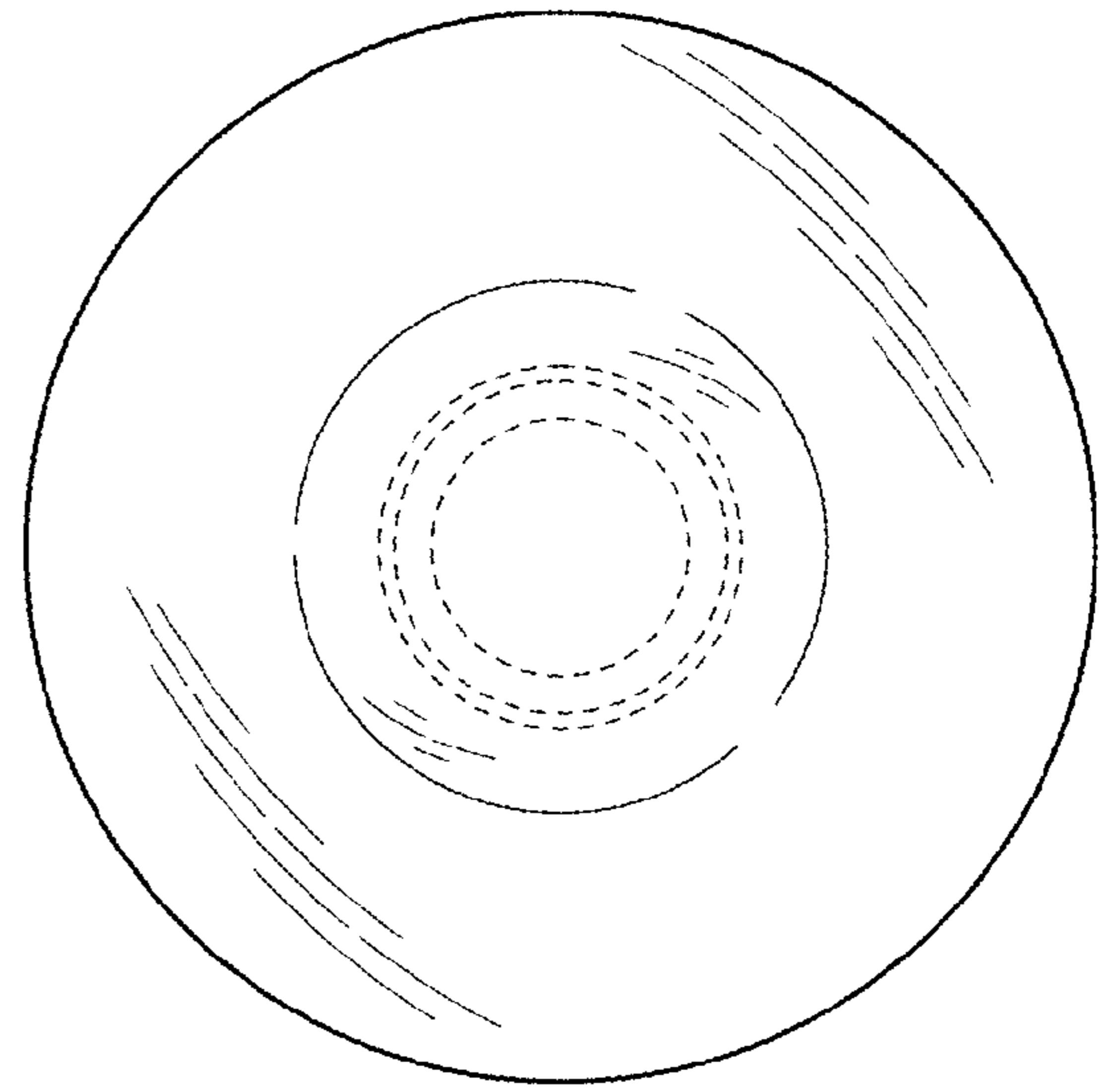


FIG. 2

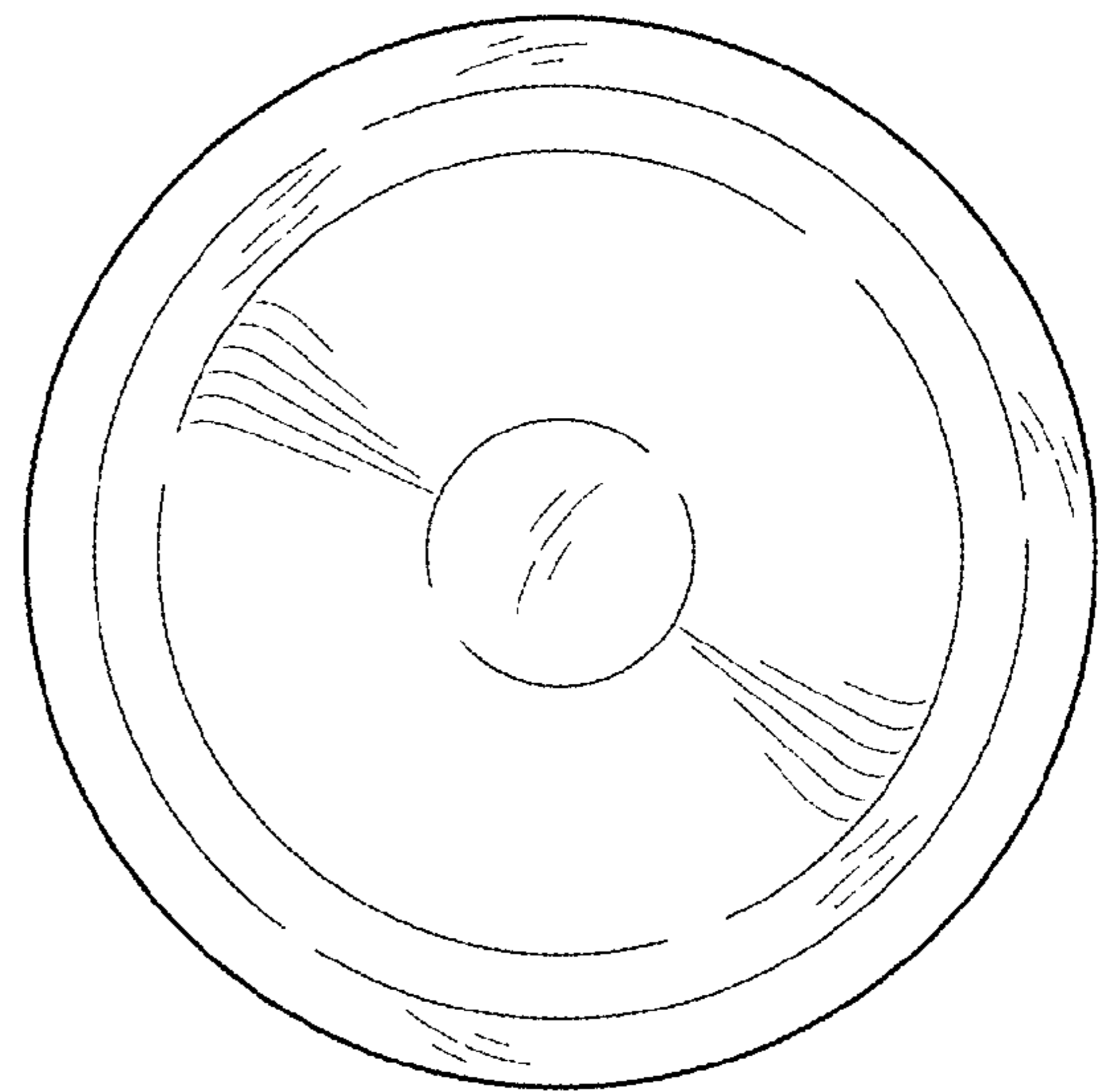


FIG. 3




FIG. 4