



US00D911841S

(12) **United States Design Patent**  
**Lauret**

(10) **Patent No.:** **US D911,841 S**  
(45) **Date of Patent:** **\*\* Mar. 2, 2021**

- (54) **BOTTLE**
- (71) Applicant: **Saverglass**, Feuquieres (FR)
- (72) Inventor: **Richard Lauret**, Viennes-en-Arthies (FR)
- (73) Assignee: **Saverglass**, Feuquieres (FR)
- (\*\*) Term: **15 Years**
- (21) Appl. No.: **29/670,158**
- (22) Filed: **Nov. 14, 2018**

7,287,656 B2 *	10/2007	Guilford, III	.....	A61J 9/00	215/11.1
D576,043 S *	9/2008	Rica	.....	D9/500	
D594,331 S *	6/2009	Herb	.....	D9/500	
D594,748 S *	6/2009	Herb	.....	D9/500	
D602,358 S *	10/2009	Eisen	.....	D9/500	
D602,360 S *	10/2009	Eisen	.....	D9/500	
D678,068 S *	3/2013	Huang	.....	D9/500	
D698,243 S *	1/2014	Letamendi	.....	D9/500	
D698,648 S *	2/2014	Letamendi	.....	D9/500	
D826,051 S *	8/2018	Lauret	.....	D9/500	
D837,657 S *	1/2019	Jerez Quintana	.....	D9/545	
D856,808 S *	8/2019	Rowell	.....	D9/500	
D863,059 S *	10/2019	Mazzer	.....	D9/500	
D871,909 S *	1/2020	Lauret	.....	D9/500	
D871,910 S *	1/2020	Lauret	.....	D9/500	

(30) **Foreign Application Priority Data**

- Jul. 3, 2018 (EM) ..... 005384500
- (51) **LOC (13) Cl.** ..... **09-01**
- (52) **U.S. Cl.**  
USPC ..... **D9/500; D9/520**
- (58) **Field of Classification Search**  
USPC ..... D9/434, 500, 502-505, 516, 520, 530,  
D9/537, 539, 544-545, 549, 558, 715,  
D9/719; D7/300, 300.1, 598  
CPC ..... B65D 1/00; B65D 1/02; B65D 1/0223;  
B65D 1/023; B65D 23/00; B65D  
2501/00; B65D 2501/0009  
See application file for complete search history.

(56) **References Cited**

**U.S. PATENT DOCUMENTS**

- 59,687 A \* 11/1866 Waldstein et al. .... F25D 3/00  
215/6
- D215,701 S \* 10/1969 Vignelli ..... D9/520
- D485,763 S \* 1/2004 Cooper ..... D9/500

\* cited by examiner

*Primary Examiner* — Dana Meyrow

(74) *Attorney, Agent, or Firm* — Banner & Witcoff, Ltd.

(57) **CLAIM**

The ornamental design for a bottle, as shown and described.

**DESCRIPTION**

FIG. 1 is a front view of a bottle showing my new design; the rear, right side, and left side views being identical thereto;


FIG. 2 is a top view thereof with details of the bottom portion omitted for clarity purposes;

FIG. 3 is bottom view thereof with details of the spout omitted for clarity purposes; and,

FIG. 4 is a perspective view thereof.

The inner surfaces of the bottle form no part of the claimed design.

**1 Claim, 4 Drawing Sheets**



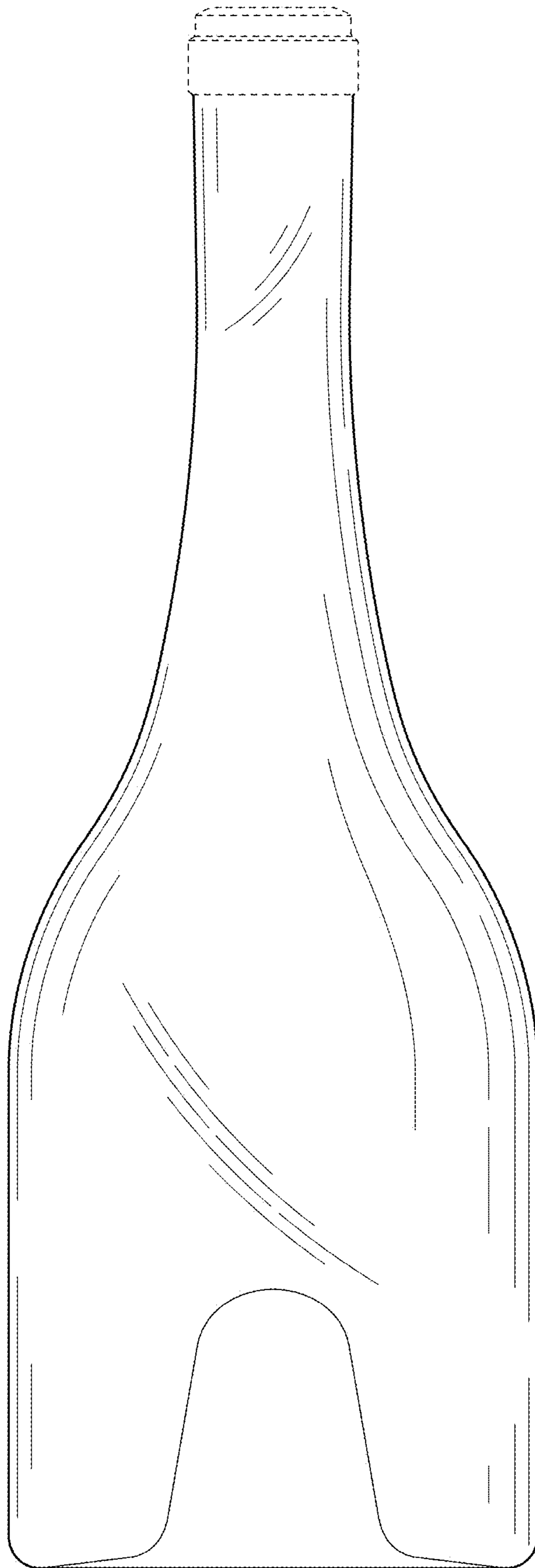


FIG. 1

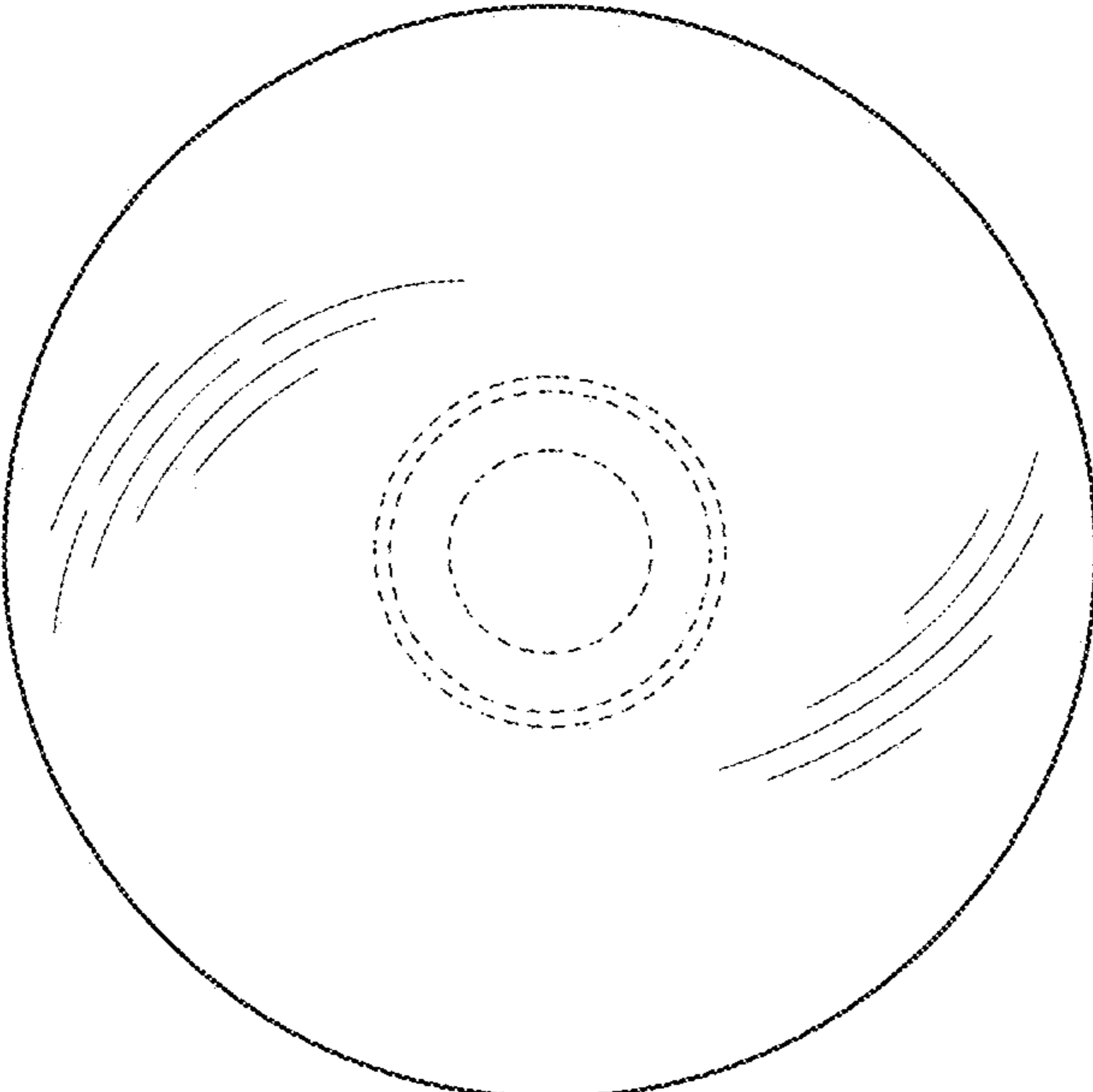


FIG. 2

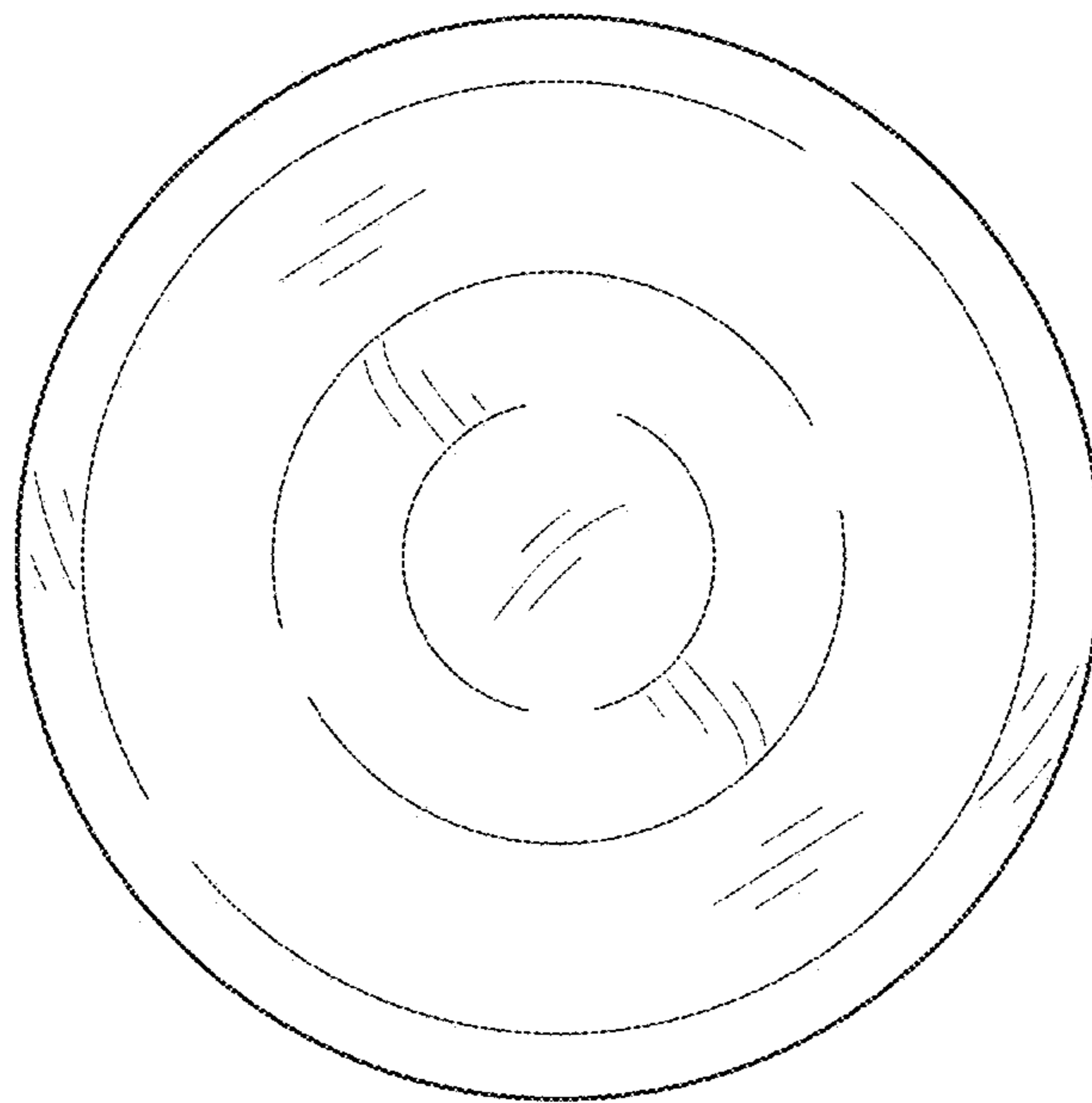


FIG. 3



FIG. 4