



US00D911830S

(12) **United States Design Patent** (10) **Patent No.:** **US D911,830 S**  
**Kukucka et al.** (45) **Date of Patent:** **\*\* \*Mar. 2, 2021**

(54) **ELONGATED RAIL BODY OF A TOOL HOLDING DEVICE**

(71) Applicant: **GRIP HOLDINGS LLC**, Brandon, FL (US)

(72) Inventors: **Paul Kukucka**, Brandon, FL (US);  
**Thomas Stefan Kukucka**, Brandon, FL (US)

(73) Assignee: **GRIP HOLDINGS LLC**, Brandon, FL (US)

(\*) Notice: This patent is subject to a terminal disclaimer.

(\*\*) Term: **15 Years**

(21) Appl. No.: **29/729,953**

(22) Filed: **Mar. 31, 2020**

**Related U.S. Application Data**

(63) Continuation-in-part of application No. 29/710,567, filed on Oct. 24, 2019, now Pat. No. Des. 887,711.

(51) **LOC (13) Cl.** ..... **08-01**

(52) **U.S. Cl.**  
USPC ..... **D8/381**

(58) **Field of Classification Search**  
USPC ..... D3/226, 228, 245, 246, 283–284,  
D3/303–304, 308, 313, 315, 319, 328;  
D6/515, 567, 574, 675, 682, 682.1;  
D8/349, 354, 373, 376, 380–381  
CPC ..... B25H 3/003; B25H 3/006; B25H 3/06;  
B25F 25/006; B25F 5/02; B25F 5/021;  
B25B 29/00; B25B 33/00  
See application file for complete search history.

(56) **References Cited**

U.S. PATENT DOCUMENTS

3,033,638	A *	5/1962	Tomlinson	.....	A47B 88/49 312/334.8
D231,326	S *	4/1974	Kiyotsune	.....	D8/377
D251,071	S *	2/1979	Brady	.....	D25/119
4,696,582	A *	9/1987	Kasten	.....	A47B 88/493 384/18
4,826,021	A *	5/1989	Burrell	.....	B25B 13/56 211/70.6
D322,486	S *	12/1991	Westphal	.....	D25/122
5,228,570	A *	7/1993	Robinson	.....	B25H 3/06 206/375
D345,427	S *	3/1994	Moss	.....	D25/119
5,467,874	A *	11/1995	Whitaker	.....	B25B 23/0035 206/378
5,507,571	A *	4/1996	Hoffman	.....	A47B 88/493 312/334.16
5,645,177	A *	7/1997	Lin	.....	B25H 3/04 206/378
D426,649	S *	6/2000	Siudzinski	.....	D25/124

(Continued)

*Primary Examiner* — Kelley A Donnelly

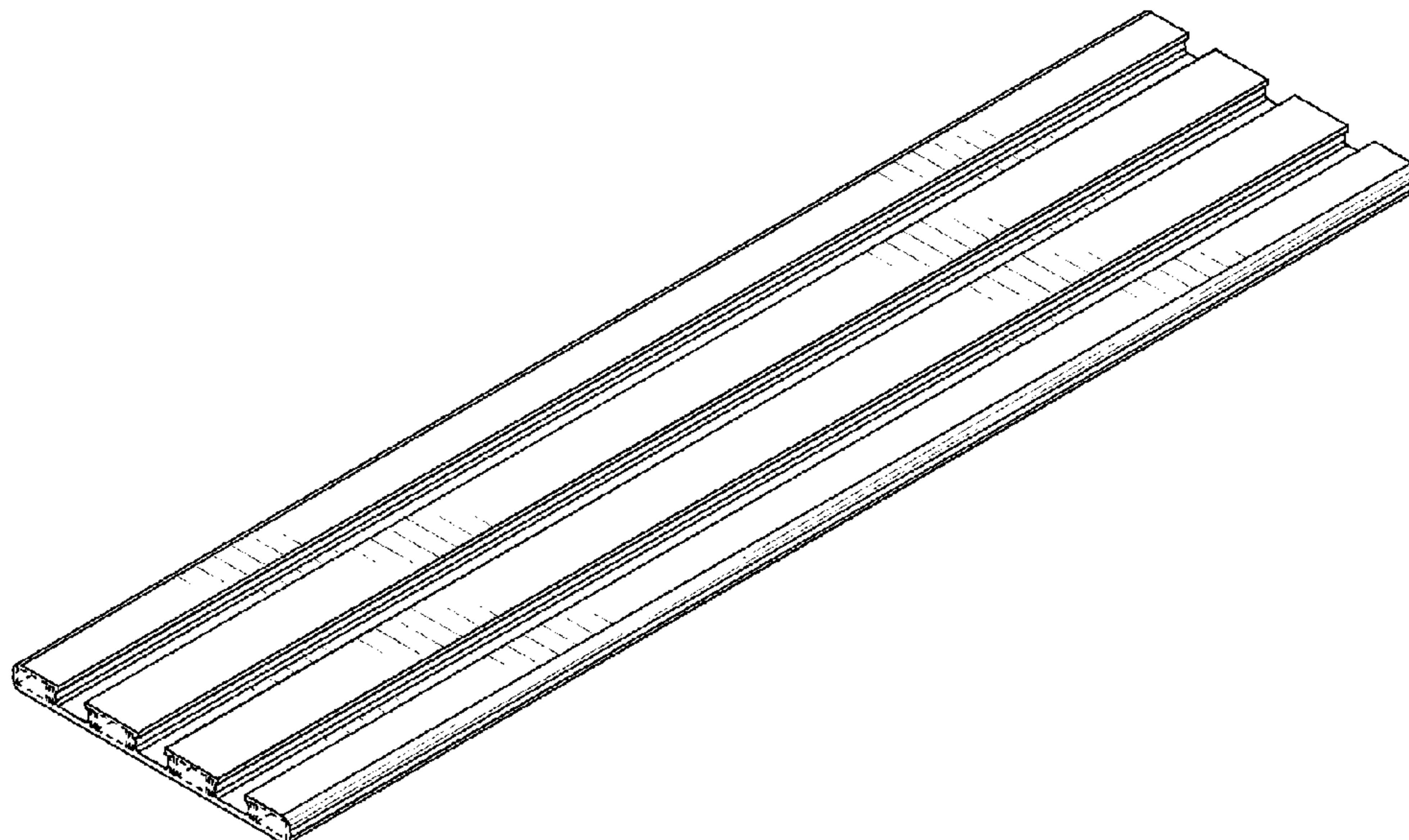
(57) **CLAIM**

The ornamental design for an elongated rail body of a tool holding device, as shown and described.

**DESCRIPTION**

FIG. 1 is a top perspective view of an elongated rail body of a tool holding device showing my new design; FIG. 2 is a bottom perspective view thereof; FIG. 3 is a front elevational view thereof, the rear elevational view being a mirror image; FIG. 4 is a top plan view thereof; and, FIG. 5 is a right elevation view thereof, the left side elevational view being a mirror image. The broken line showing the elongated rail body of a tool holding device in FIGS. 1-3 are included for the purpose of showing environmental structure and form no part of the claimed design.

**1 Claim, 5 Drawing Sheets**



(56)

References Cited

U.S. PATENT DOCUMENTS

6,092,655	A *	7/2000	Ernst	.....	B25H 3/06	D789,180	S *	6/2017	Webb	.....	D8/354
					206/378	D800,347	S *	10/2017	Blick	.....	D25/119
D429,532	S *	8/2000	Siudzinski	.....	D25/124	D803,566	S *	11/2017	Hsieh	.....	D3/312
6,119,878	A *	9/2000	Zen	.....	A47F 5/0846	D839,081	S *	1/2019	Iellimo	.....	D8/354
					211/57.1	D845,511	S *	4/2019	Bizzarri	.....	D25/38.1
D439,461	S *	3/2001	Brunell	.....	D6/580	D855,445	S *	8/2019	Moris	.....	D8/374
6,386,363	B1 *	5/2002	Huang	.....	B25H 3/003	D855,551	S *	8/2019	Shen	.....	D12/412
					206/1.5	D861,576	S *	10/2019	Cropley	.....	D12/412
6,435,636	B1 *	8/2002	MacMillan	.....	A47B 88/467	D867,087	S *	11/2019	Kao	.....	D8/71
					312/333	D870,635	S *	12/2019	Keen	.....	D12/221
D473,664	S *	4/2003	Perkins	.....	D25/138	D874,025	S *	1/2020	Kittur	.....	D25/119
6,637,605	B2 *	10/2003	Ernst	.....	B25H 3/003	D887,711	S *	6/2020	Kukucka	.....	D3/312
					206/378	2003/0209959	A1 *	11/2003	Shih-Long	.....	A47B 88/49
D489,828	S *	5/2004	Barnett	.....	D25/119						312/334.46
D496,248	S *	9/2004	Liebendorfer	.....	D8/354	2004/0174102	A1 *	9/2004	Chen	.....	A47B 88/487
D520,148	S *	5/2006	Kendall	.....	D25/138						312/334.46
D539,230	S *	3/2007	Jordan	.....	D13/155	2006/0091771	A1 *	5/2006	Teskey	.....	A47B 88/49
D546,479	S *	7/2007	Aughton	.....	D25/119						312/334.44
D547,885	S *	7/2007	Aughton	.....	D25/119	2008/0035281	A1 *	2/2008	Kirby	.....	E06B 9/42
D549,995	S *	9/2007	Guiles	.....	D25/119						160/265
D629,987	S *	12/2010	D'Ulisse	.....	D32/58	2009/0284115	A1 *	11/2009	Huang	.....	A47B 88/57
D666,323	S *	8/2012	Morton	.....	D25/119						312/334.44
D669,769	S *	10/2012	Lapping	.....	D8/377	2013/0077900	A1 *	3/2013	Lowe	.....	A47B 88/49
8,381,905	B1 *	2/2013	Kao	.....	B25H 3/003						384/18
					206/378	2013/0193824	A1 *	8/2013	Koenig	.....	A47B 88/437
8,998,355	B2 *	4/2015	Hunter	.....	A47B 88/90						312/334.11
					312/334.1	2016/0221178	A1 *	8/2016	Hsieh	.....	B25F 1/04
D732,703	S *	6/2015	Kreutzman	.....	D25/122	2017/0232606	A1 *	8/2017	Kao	.....	B25H 3/06
D736,522	S *	8/2015	Hsieh	.....	D3/313						211/70.6
D748,395	S *	2/2016	Hsieh	.....	D3/313	2017/0274522	A1 *	9/2017	Kao	.....	B25H 3/04
D787,185	S *	5/2017	Hsieh	.....	D3/313	2019/0009402	A1 *	1/2019	Coleman, Jr.	.....	B25H 3/003
9,661,925	B2 *	5/2017	Uffner	.....	A47B 88/493	2019/0091842	A1 *	3/2019	Chou	.....	B25H 3/04
						2019/0299376	A1 *	10/2019	Hsieh	.....	B25B 23/1427
						2020/0016736	A1 *	1/2020	Kao	.....	B65D 73/00

\* cited by examiner

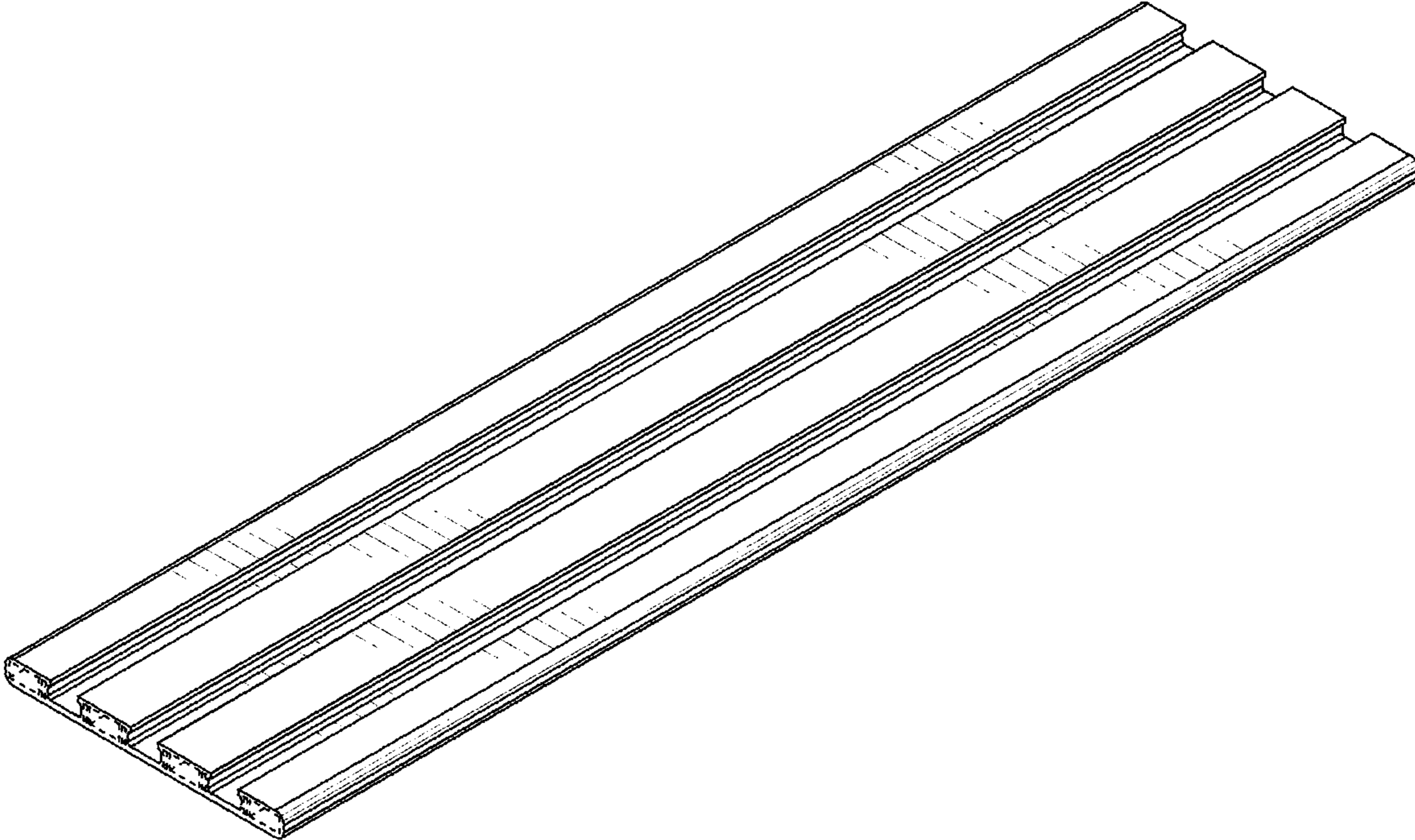


FIG.1

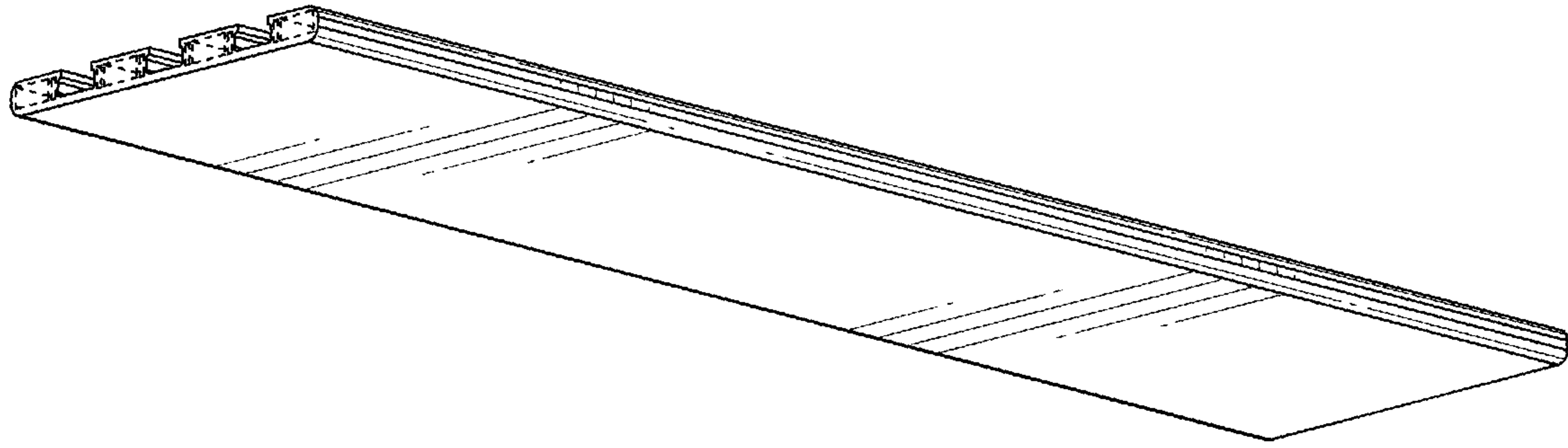


FIG.2




FIG.3




FIG.4

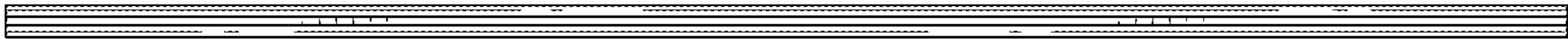


FIG.5