



US00D911818S

(12) **United States Design Patent** (10) **Patent No.:** **US D911,818 S**
Lu et al. (45) **Date of Patent:** **** Mar. 2, 2021**

(54) **LOCK ESCUTCHEON**
(71) Applicant: **TAIWAN FU HSING INDUSTRIAL CO., LTD.**, Kaohsiung (TW)
(72) Inventors: **Shih-Min Lu**, Kaohsiung (TW);
Fu-Chih Huang, Kaohsiung (TW)
(73) Assignee: **Taiwan Fu Hsing Industrial Co., Ltd.**,
Kaohsiung (TW)
(**) Term: **15 Years**

D813,643 S * 3/2018 Valencich D8/331
D833,255 S * 11/2018 Lee D8/331
D849,512 S * 5/2019 Knight D8/353
D872,560 S * 1/2020 Watson D8/350
D872,561 S * 1/2020 Watson D8/350
D880,275 S * 4/2020 Huang D8/350
D880,276 S * 4/2020 Sola D8/353
D881,675 S * 4/2020 Chen D8/330
D881,678 S * 4/2020 Huang D8/350
D881,680 S * 4/2020 Huang D8/352
D887,248 S * 6/2020 Laurans D8/331
D887,250 S * 6/2020 Smith D8/353
D887,819 S * 6/2020 Smith D8/353
D895,396 S * 9/2020 Sweeney D8/330

(21) Appl. No.: **29/711,145**

OTHER PUBLICATIONS

(22) Filed: **Oct. 29, 2019**

Search Report Issued by a Foreign Patent Office.

(30) **Foreign Application Priority Data**

* cited by examiner

Jun. 10, 2019 (TW) 108303392

Primary Examiner — Mark A Goodwin

(51) **LOC (13) Cl.** **11-05**

Assistant Examiner — Benjamin M Weeks

(52) **U.S. Cl.**
USPC **D8/350; D8/330**

(74) *Attorney, Agent, or Firm* — Rosenberg, Klein & Lee

(58) **Field of Classification Search**
USPC D8/330, 350, 351, 352, 353
CPC G05B 19/00; G05B 15/00; E05B 49/00;
E05B 49/02; E05B 9/00
See application file for complete search history.

(57) **CLAIM**

The ornamental design for a lock escutcheon, as shown and described.

DESCRIPTION

(56) **References Cited**

FIG. 1 is a perspective view of the lock escutcheon showing our new design;

U.S. PATENT DOCUMENTS

FIG. 2 is a front elevational view thereof;

D577,985 S * 10/2008 Kidman D8/353
D637,472 S * 5/2011 Singtoroj D8/330
D637,474 S * 5/2011 Schneider D8/350
D682,657 S * 5/2013 Roberts, III D8/331
D682,658 S * 5/2013 Cramer et al.
D736,590 S * 8/2015 Roberts, III D8/330
D736,591 S * 8/2015 Groleski D8/330
D737,661 S * 9/2015 Chan D8/350
D778,708 S * 2/2017 Jeng et al.
D782,283 S * 3/2017 Chiang D8/353
D782,284 S * 3/2017 Chiang D8/353
D813,012 S * 3/2018 Valencich D8/331

FIG. 3 is a left side elevational view thereof;

FIG. 4 is a right side elevational view thereof;

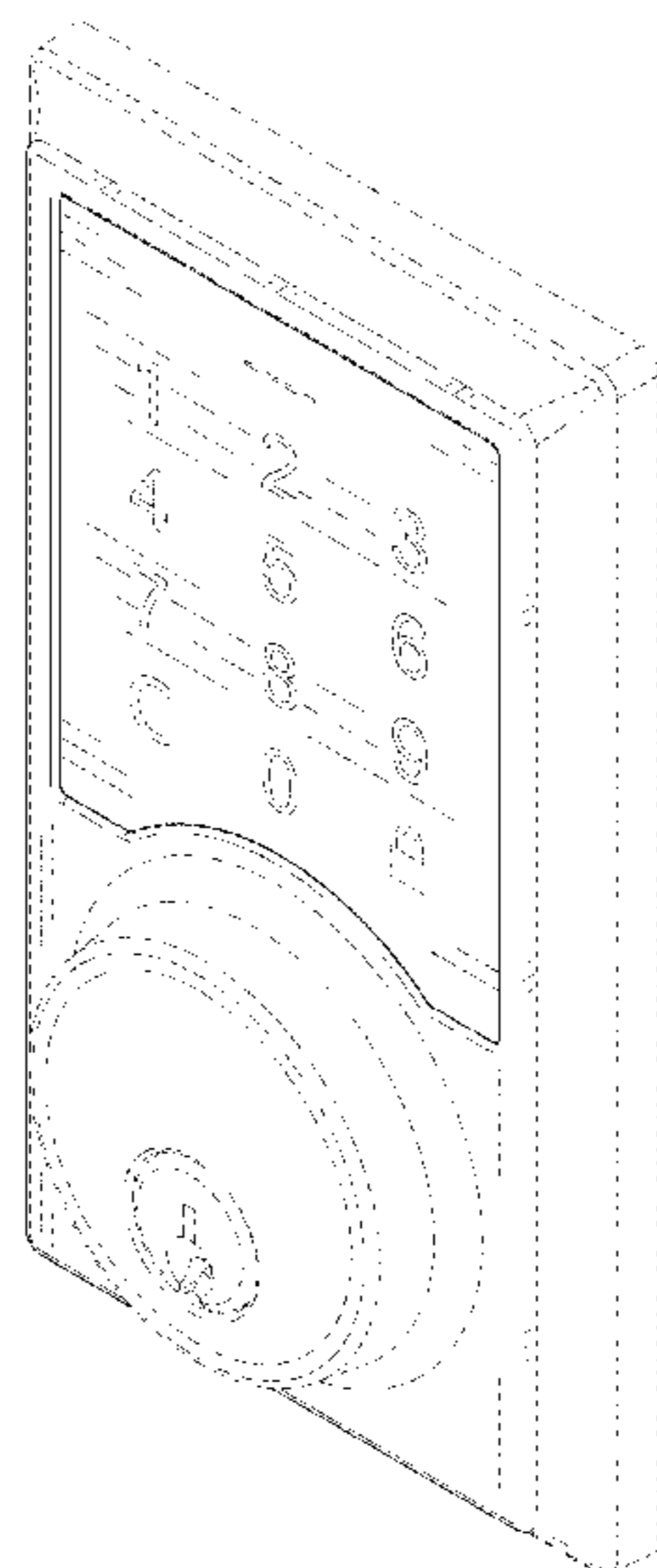
FIG. 5 is a top plan view thereof, and,

FIG. 6 is a bottom plan view thereof.

The rear view forms no part of the claimed design and is omitted.

The broken line illustration of environmental structure in the drawings form no part of the claimed design.

1 Claim, 6 Drawing Sheets



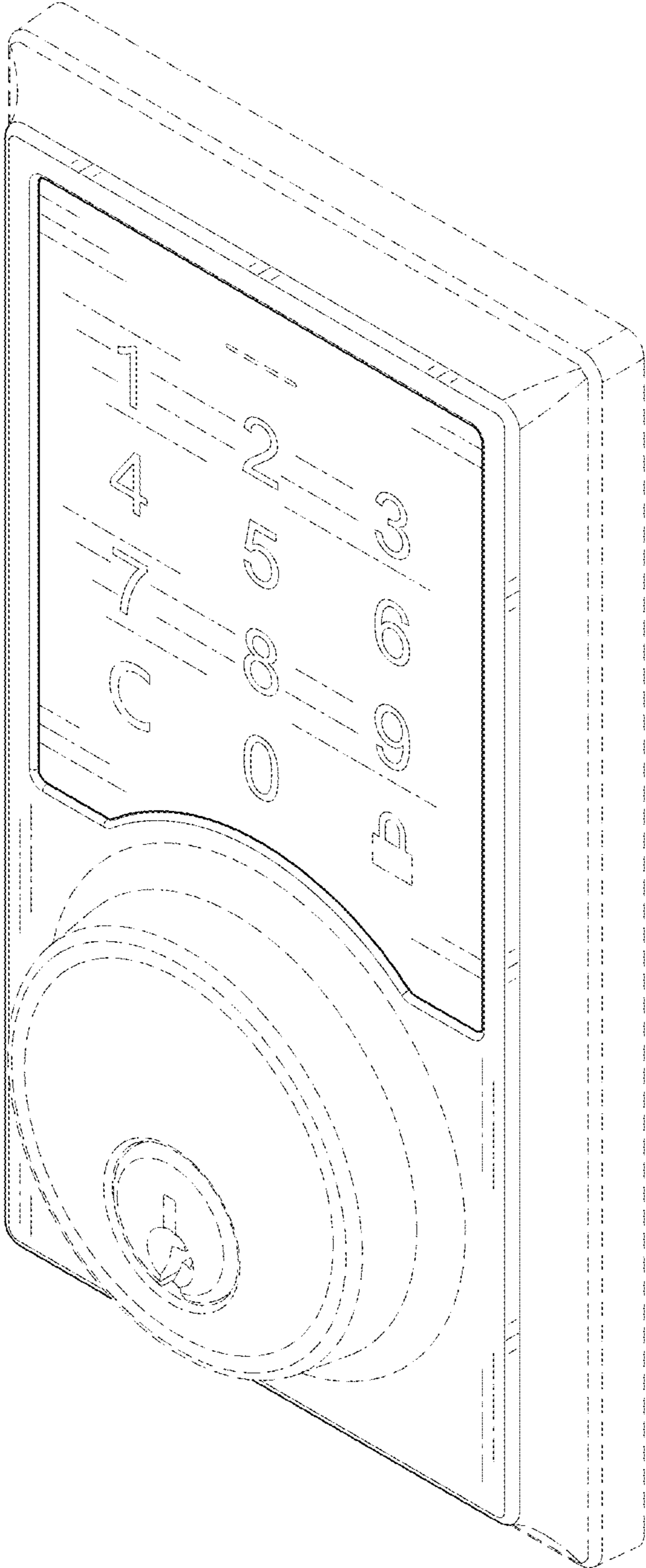


FIG.1

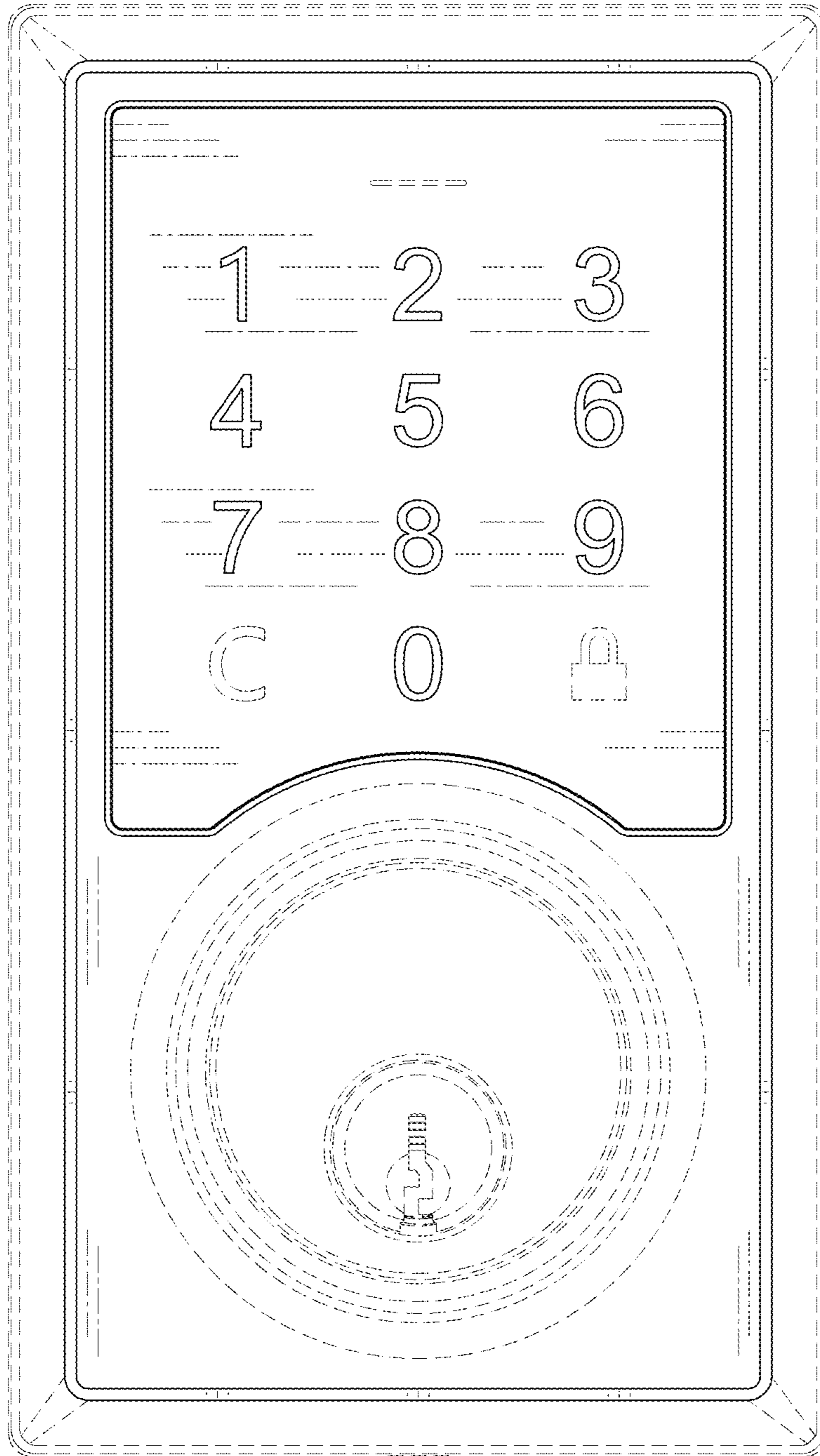


FIG.2

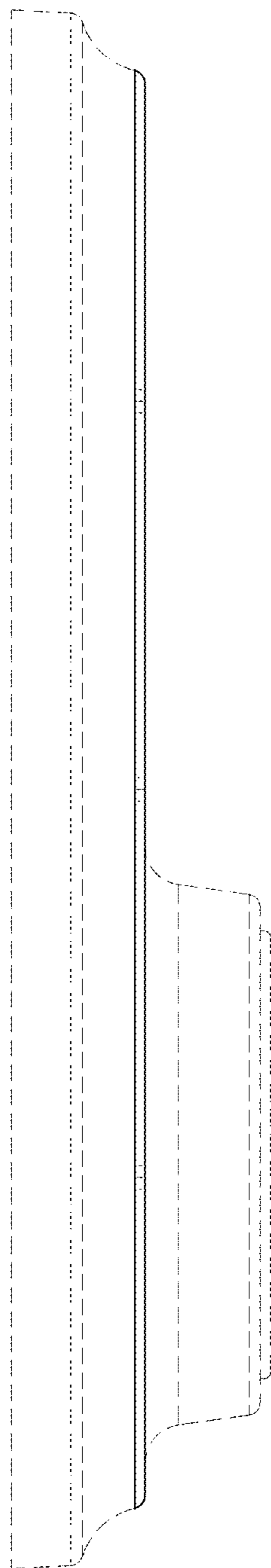


FIG.3

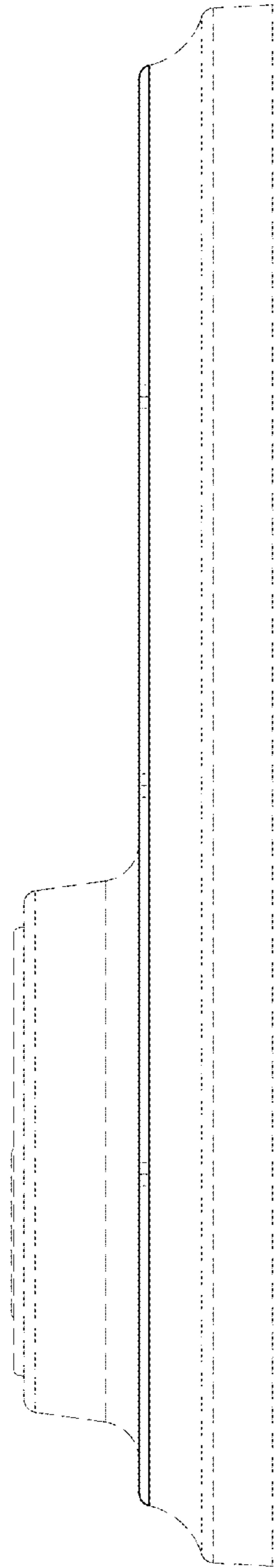


FIG.4




FIG.5

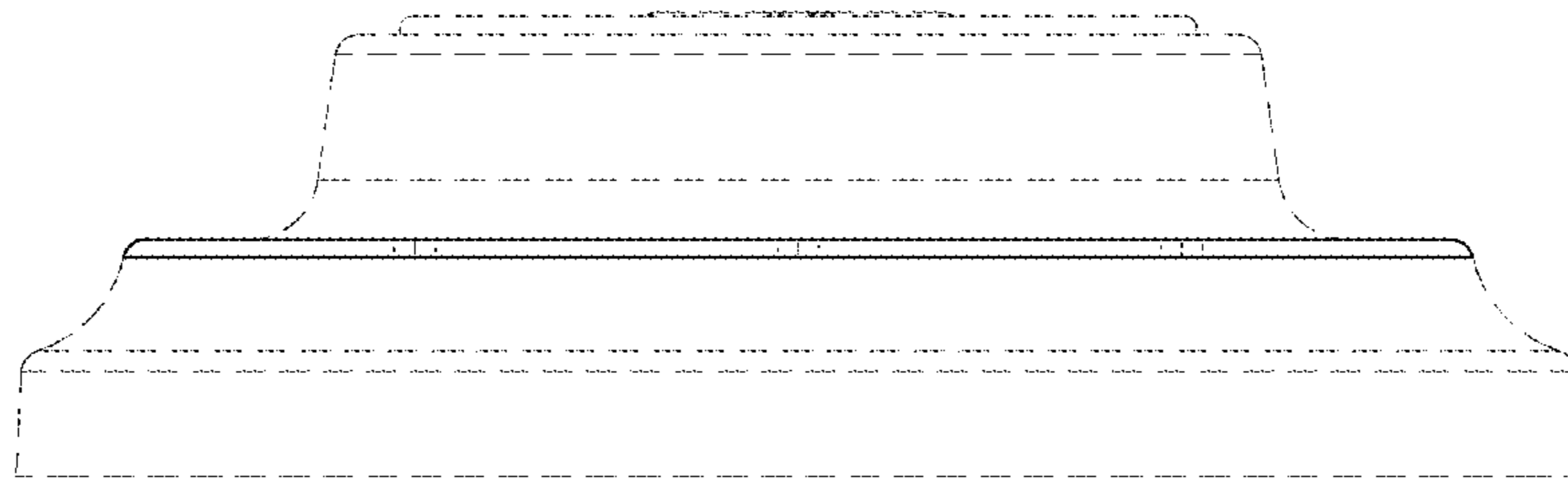


FIG.6