



US00D911785S

(12) **United States Design Patent**
Gallop

(10) **Patent No.:** **US D911,785 S**

(45) **Date of Patent:** **** Mar. 2, 2021**

- (54) **KNIFE**
- (71) Applicant: **Waddington North America, Inc.**,
Chelmsford, MA (US)
- (72) Inventor: **William A Gallop**, Westminster, MA
(US)
- (73) Assignee: **Waddington North America, Inc.**,
Chelmsford, MA (US)
- (**) Term: **15 Years**
- (21) Appl. No.: **29/722,298**
- (22) Filed: **Jan. 28, 2020**
- (51) **LOC (13) Cl.** **07-03**
- (52) **U.S. Cl.**
USPC **D7/650; D7/642; D7/645; D7/649**
- (58) **Field of Classification Search**
USPC D7/368, 401.2, 642-650, 653-664, 669,
D7/675-677, 683, 688-689, 691;
D8/107, 300-301; D22/117-118
CPC ... A01D 9/02; A01D 9/04; A01D 9/06; A47G
21/00; A47G 21/004; A47G 21/005;
A47G 21/02; A47G 21/023; A47G 21/04;
A47G 21/06; A47G 21/08; A47J 43/28;
A47J 43/281; A47J 43/282; A61F 13/10;
A61J 7/0023; B25G 1/00; B25G 1/01;
B25G 1/02; B25G 3/00; B65D 75/56;
B65D 75/563; B65D 75/566; B67B 7/00;
B67B 7/724; B67B 7/73
See application file for complete search history.

- (56) **References Cited**
U.S. PATENT DOCUMENTS
512,162 A 1/1894 Cuddy
2,141,684 A 12/1938 Diemer
2,149,099 A 2/1939 Phinney et al.
2,216,005 A 9/1940 Goldstein

2,752,678 A	7/1956	Welch	
2,911,127 A	11/1959	Driss et al.	
D231,071 S *	4/1974	Hill	D7/650
D236,070 S *	7/1975	Dart	D7/650
4,134,519 A	1/1979	Barnett et al.	
D252,315 S *	7/1979	Dart	D7/650
D275,167 S	8/1984	Laslo	
4,524,512 A	6/1985	Formo et al.	
4,539,749 A	9/1985	Hyeong-Woon	
4,610,087 A	9/1986	Mickelson et al.	
4,995,154 A	2/1991	Bamber	
5,131,562 A	7/1992	Brown	
5,904,250 A	5/1999	De Schutter	
6,250,498 B1	6/2001	Lovejoy	
6,336,568 B1	1/2002	Tucker et al.	
6,832,694 B2	12/2004	Goeking et al.	
D507,158 S *	7/2005	Smith	D7/401.2
7,013,568 B2	3/2006	Schmidt	
D584,084 S	1/2009	Tucker et al.	
D608,143 S *	1/2010	Kasper	D7/401.2
7,669,732 B2	3/2010	Njaastad	
D623,907 S *	9/2010	Lenge	D7/650
D628,436 S *	12/2010	Koennecke	D7/401.2

(Continued)

Primary Examiner — Ricky Pham
(74) *Attorney, Agent, or Firm* — Maine Cernota & Rardin

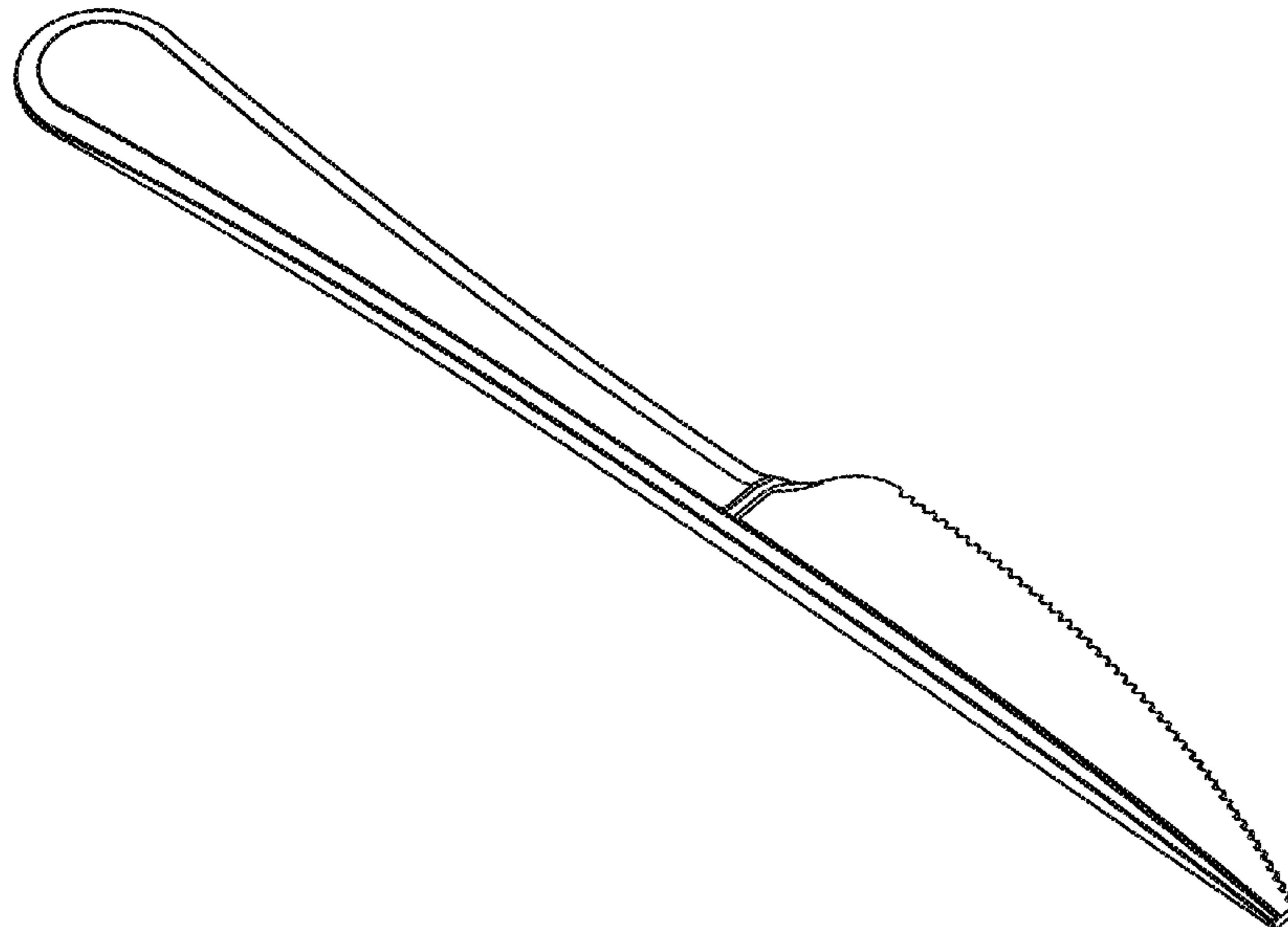
(57) **CLAIM**

The ornamental design for the knife, as shown and described.

DESCRIPTION

FIG. 1 is a top perspective view of the knife of the present design;
FIG. 2 is a bottom perspective view thereof;
FIG. 3 is a right side view thereof;
FIG. 4 is a left side view thereof;
FIG. 5 is an enlarged front view thereof;
FIG. 6 is an enlarged rear view thereof;
FIG. 7 is a top view thereof; and,
FIG. 8 is a bottom view thereof.

1 Claim, 8 Drawing Sheets



(56)

References Cited

U.S. PATENT DOCUMENTS

D634,974	S	*	3/2011	Oakes	D7/401.2
8,296,957	B2		10/2012	Muehlemann		
8,297,473	B2		10/2012	Smith		
8,839,522	B2		9/2014	Walters		
9,049,948	B2		6/2015	Jongen		
D752,398	S	*	3/2016	Mou	D7/650
D778,121	S	*	2/2017	Mou	D7/650
D795,656	S	*	8/2017	McFarland	D7/650
D852,006	S	*	6/2019	Oakes	D7/650
2007/0000136	A1		1/2007	Allen et al.		
2007/0108141	A1		5/2007	Smith et al.		
2010/0170915	A1		7/2010	Reinsel et al.		
2011/0138632	A1		6/2011	Wong		
2011/0219631	A1		9/2011	Hou		

* cited by examiner

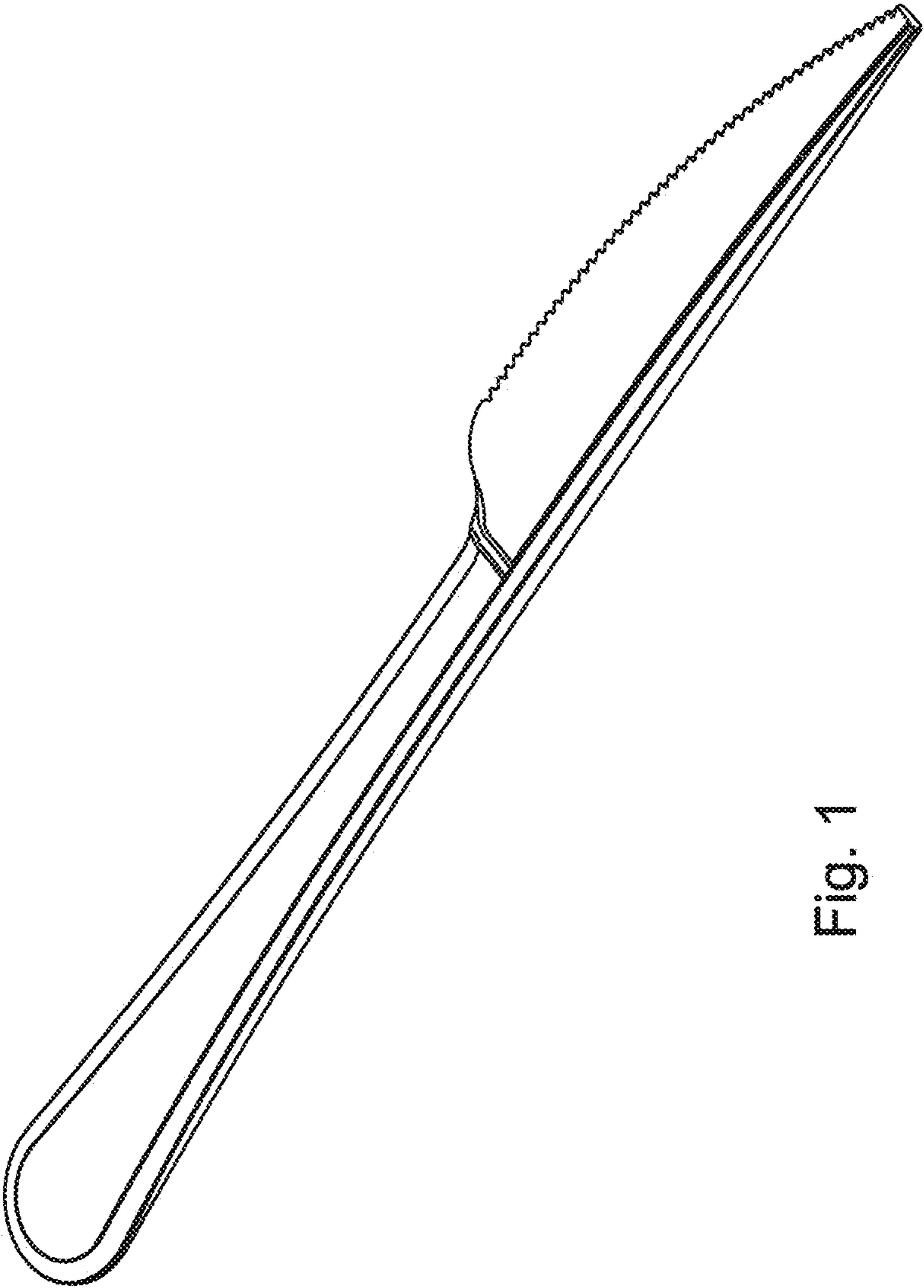


Fig. 1

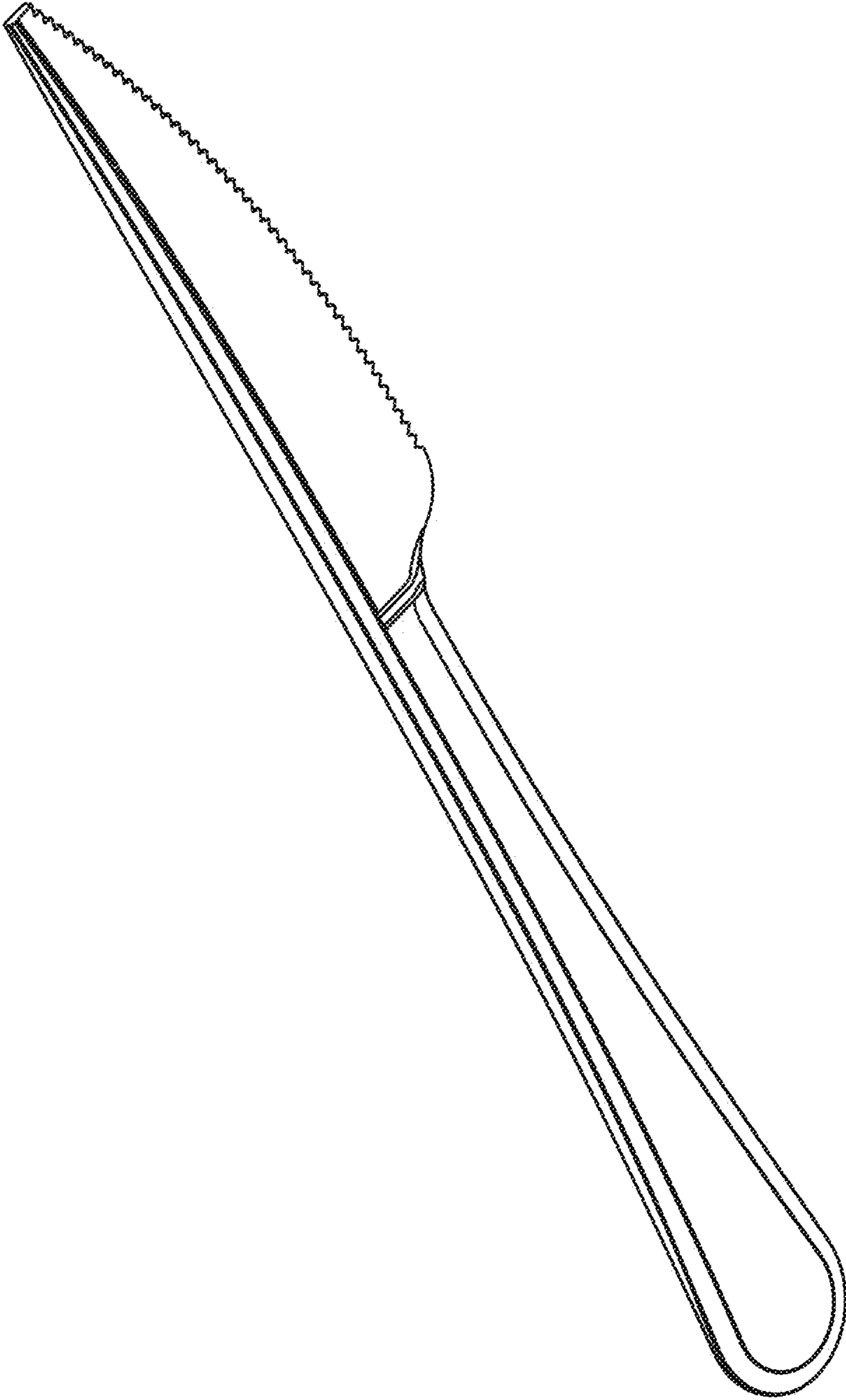


Fig. 2



Fig. 3



Fig. 4

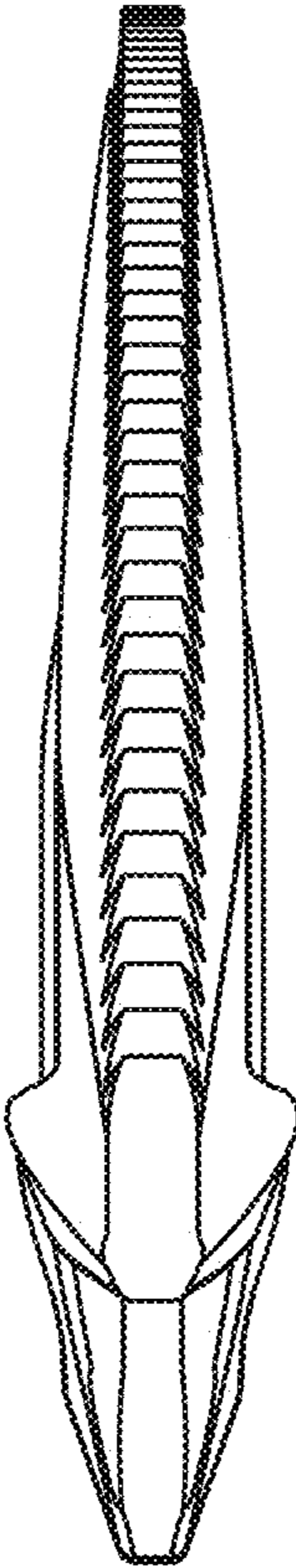


Fig. 5

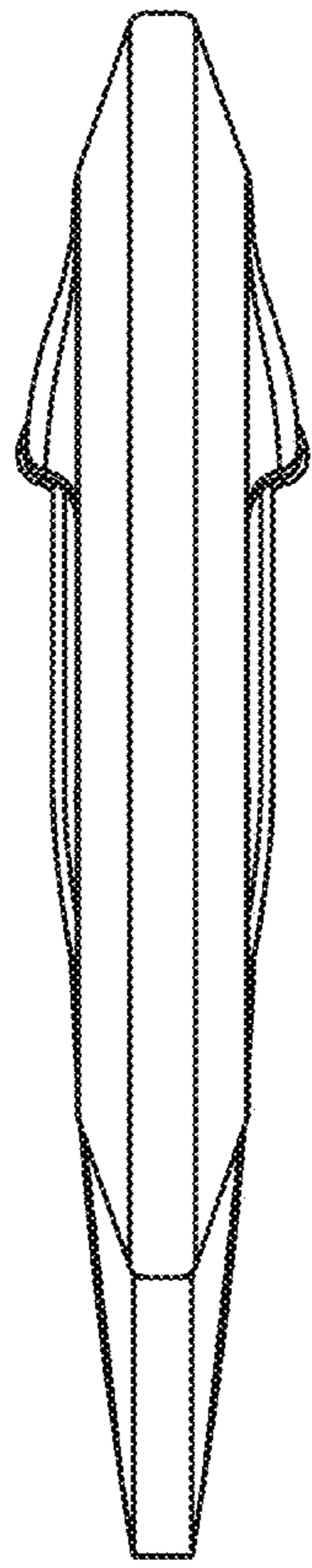


Fig. 6

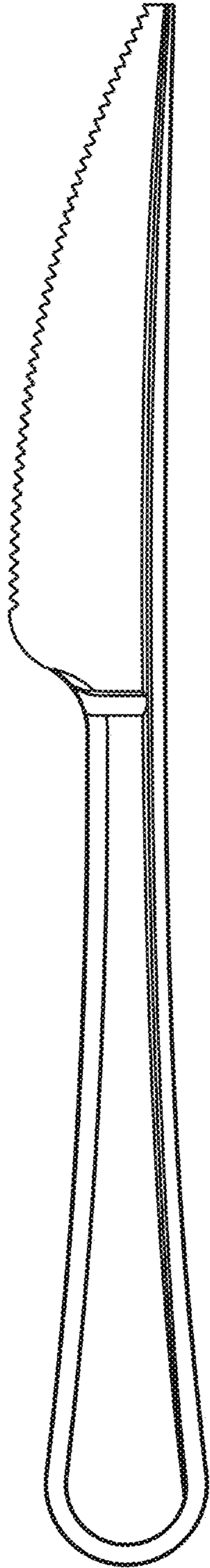


Fig. 7

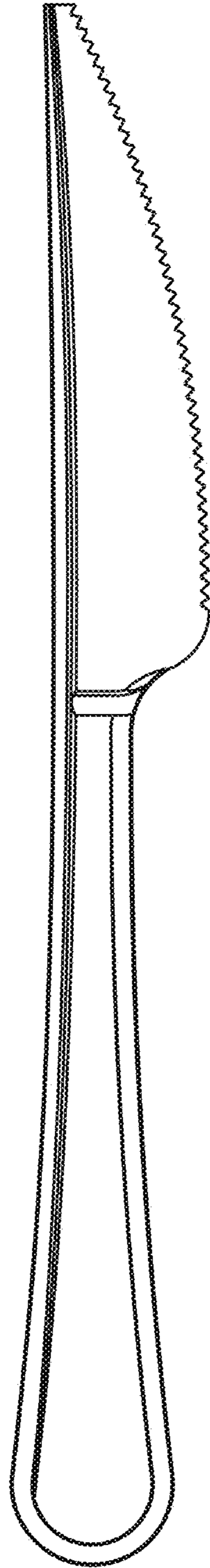


Fig. 8