



US00D911755S

(12) **United States Design Patent**
Young et al.

(10) **Patent No.:** **US D911,755 S**
(45) **Date of Patent:** **** Mar. 2, 2021**

(54) **TABLE**
(71) Applicant: **Steelcase Inc.**, Grand Rapids, MI (US)
(72) Inventors: **Michael Young**, Sheung Wan (HK);
John Hamilton, San Rafael, CA (US);
Benjamin McCarthy, Sai Wan (HK)
(73) Assignee: **Steelcase Inc.**, Grand Rapids, MI (US)
(**) Term: **15 Years**
(21) Appl. No.: **29/692,799**

D472,728 S 4/2003 Harris
D581,702 S 12/2008 Dordoni
D581,706 S 12/2008 Calatrava Valls
D588,845 S 3/2009 Lovegross
D588,846 S 3/2009 Lovegross
D588,847 S 3/2009 Lovegross
D591,539 S 5/2009 Bracher
D600,476 S 9/2009 Stoller
D627,986 S 11/2010 Brownlow
D645,675 S 9/2011 Rice et al.
D655,952 S 3/2012 McCurry
D663,133 S * 7/2012 Pelikan D6/691
D668,084 S 10/2012 Lehman-Smith
D671,339 S 11/2012 Nakamura
D683,556 S 6/2013 Stromborg

(Continued)

(22) Filed: **May 29, 2019**
(51) **LOC (13) Cl.** **06-03**
(52) **U.S. Cl.**
USPC **D6/691**
(58) **Field of Classification Search**
USPC D6/349, 641, 642, 656, 656.13, 656.14,
D6/656.18, 685, 686, 691, 691.1-691.9
CPC A47B 13/04; A47B 13/06; A47B 13/10;
A47B 13/12; A47B 21/00; A47B
2200/0001; A47B 2200/0011; A47B
2200/002; A47B 7/00; A47B 13/00; A47B
13/02; A47B 13/08
See application file for complete search history.

OTHER PUBLICATIONS

B-Free Table by Steelcase—Architinoc.com, p. 2 <https://www.architonic.com/en/product/steelcase-b-free-table/20012031> retrieved from the internet on Jan. 5, 2021.*

Primary Examiner — Mary Ann Calabrese

(57) **CLAIM**

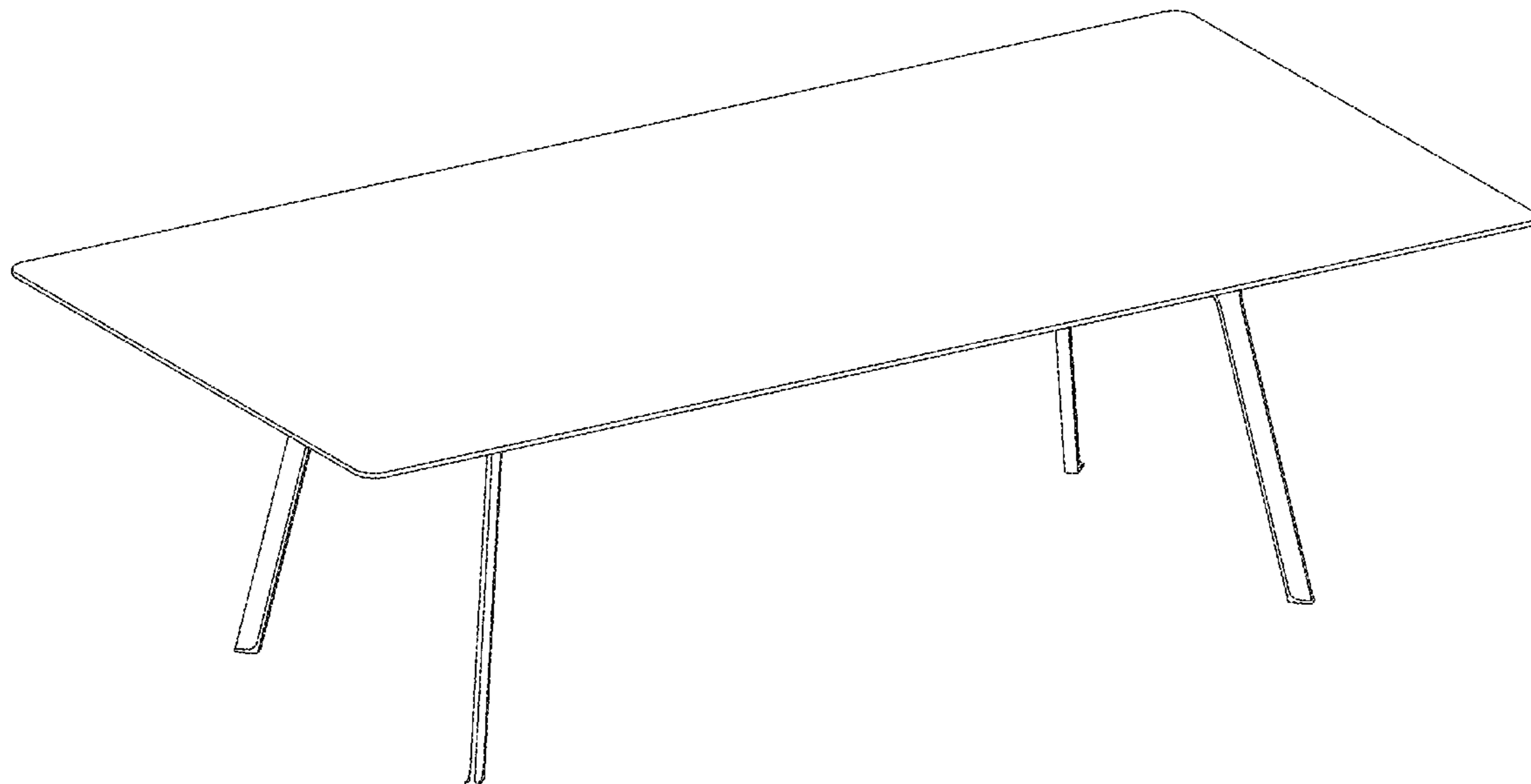
We claim the ornamental design for a table, as shown and described.

DESCRIPTION

FIG. 1 is a front perspective view of a table, showing our new design;
FIG. 2 is a front view of the table thereof; the rear view is a mirror image of the front view of FIG. 2;
FIG. 3 is a right-side view of the table thereof; the left-side view is a mirror image of the right-side view of FIG. 3;
FIG. 4 is a top view of the table thereof; and,
FIG. 5 is a bottom view of the table thereof.
The broken lines are for purposes of illustrating boundaries and form no part of the claimed ornamental design.

1 Claim, 5 Drawing Sheets

(56) **References Cited**
U.S. PATENT DOCUMENTS
D237,929 S 12/1975 Laylon
D278,577 S 4/1985 Gwathmey et al.
D282,325 S 1/1986 Meier
D284,918 S 8/1986 McBride
D299,196 S 1/1989 Frinier
D322,190 S 12/1991 Adamson
D345,476 S 3/1994 Burdick et al.
D358,078 S 5/1995 Klein
D376,712 S 12/1996 Mezger
D386,328 S 11/1997 Good
D426,088 S 6/2000 Hodge



(56)

References Cited

U.S. PATENT DOCUMENTS

D685,216 S	7/2013	Stromborg	
D696,542 S	12/2013	Stromborg	
D723,850 S *	3/2015	Mueller	D6/709
D725,398 S	3/2015	Lee	
D732,852 S *	6/2015	Park	D6/656
D740,582 S	10/2015	Bouroullec	
D751,328 S	3/2016	Zdanius	
D772,622 S	11/2016	Young et al.	
D775,875 S *	1/2017	Gaschy	D6/691
D779,245 S	2/2017	Hiyoshi et al.	
D779,246 S	2/2017	Young et al.	
D780,487 S	3/2017	Brown	
D783,330 S	4/2017	Hiyoshi et al.	
D810,485 S	2/2018	Teller	
D827,350 S	9/2018	Young et al.	
D837,578 S *	1/2019	Rundle	D6/686
D869,208 S *	12/2019	Grossinger	D6/691

* cited by examiner

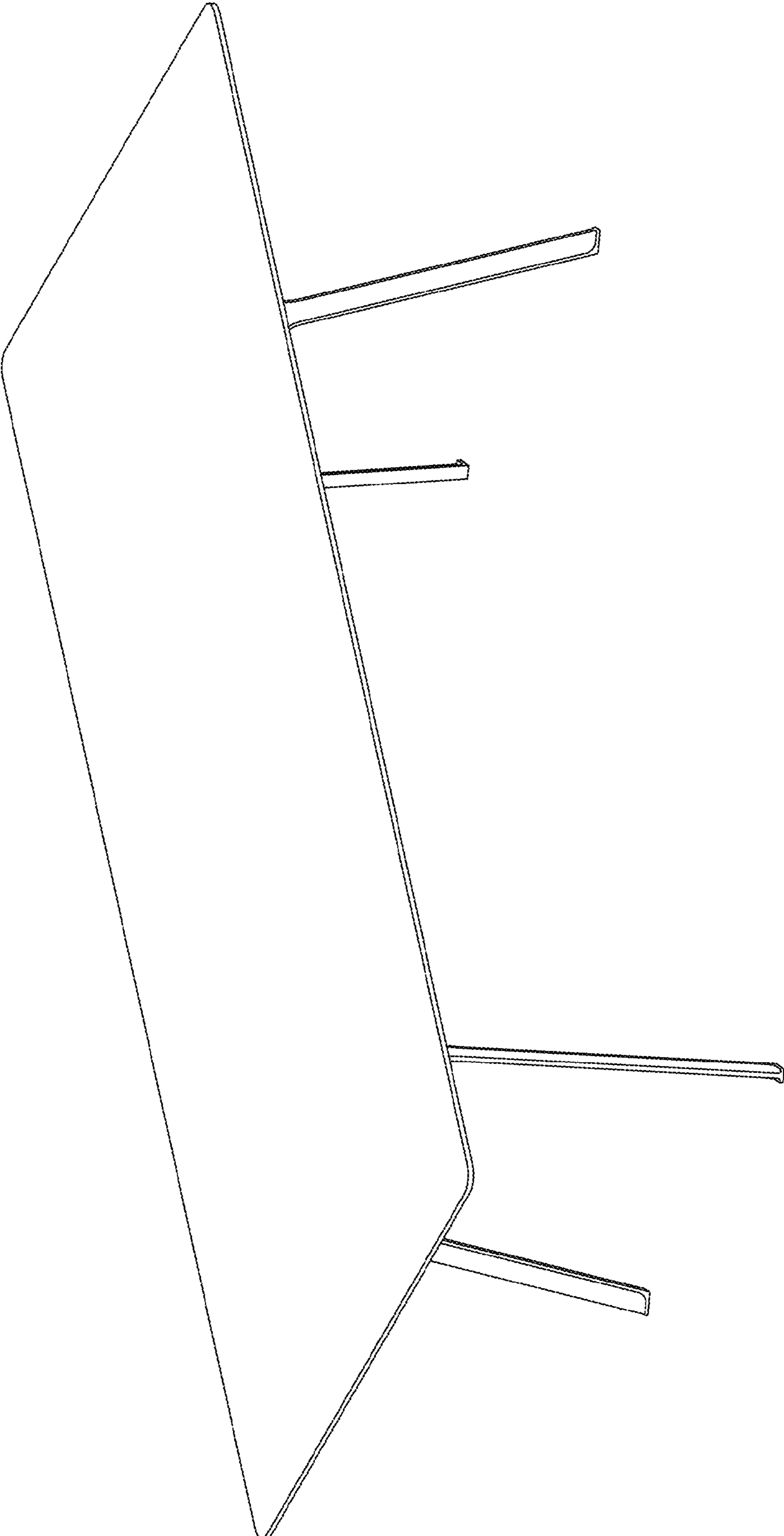


FIG. 1




FIG. 2

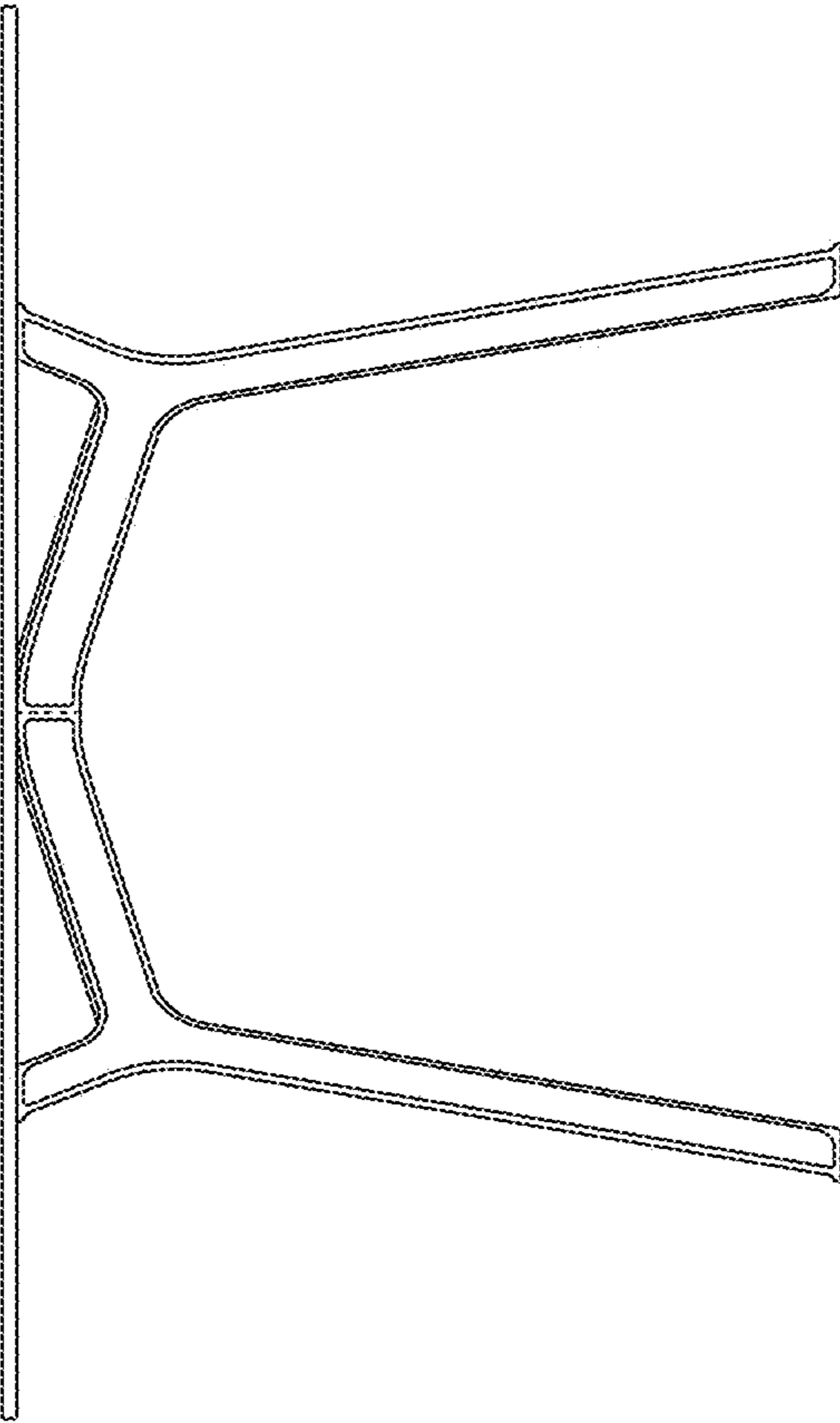


FIG. 3




FIG. 4

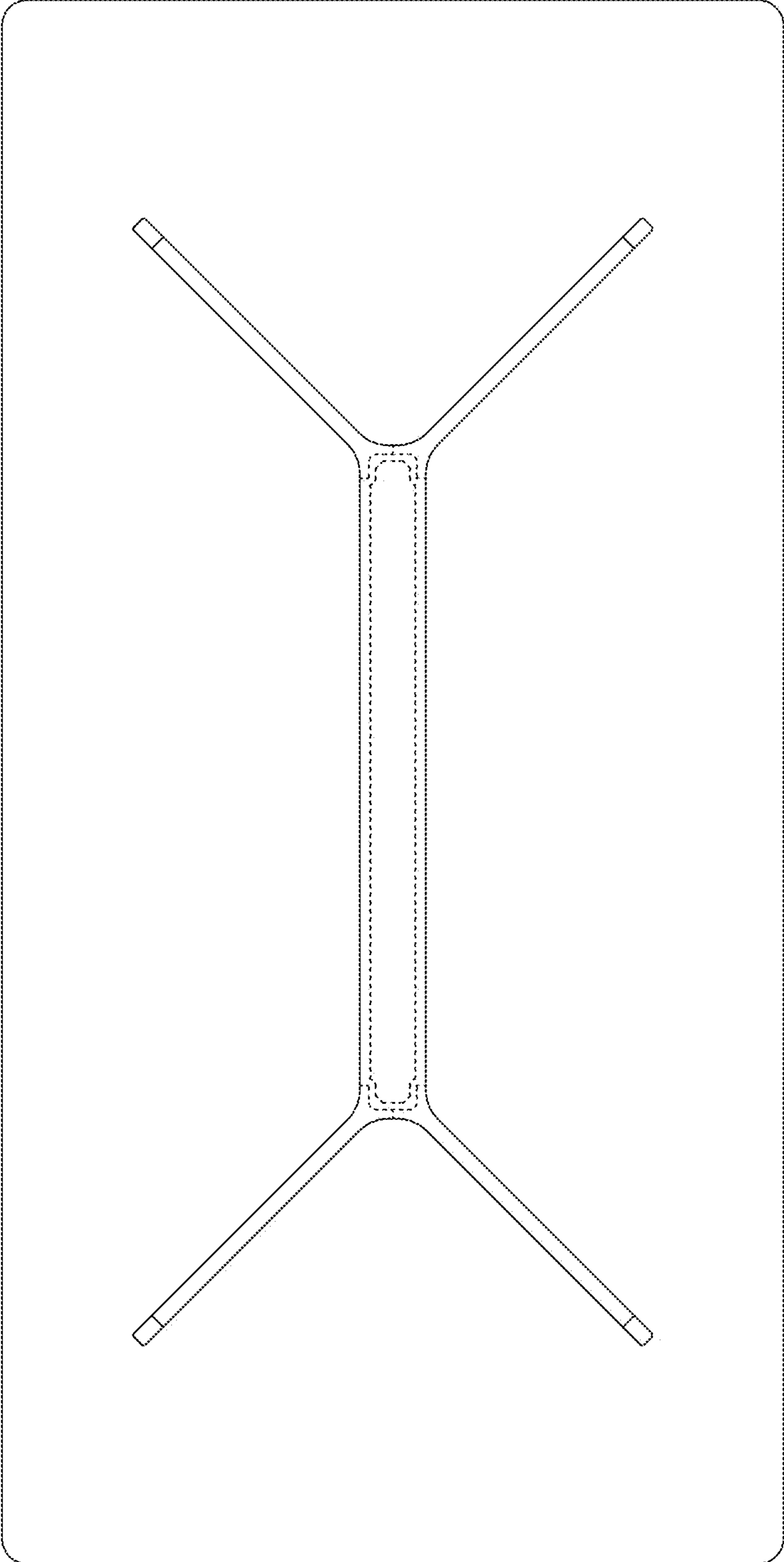


FIG. 5