



US00D911752S

(12) **United States Design Patent Grant** (10) **Patent No.:** **US D911,752 S**
(45) **Date of Patent:** **** Mar. 2, 2021**

- (54) **WASHCLOTH**
- (71) Applicant: **Alecia Campbell Grant**, Queens Village, NY (US)
- (72) Inventor: **Alecia Campbell Grant**, Queens Village, NY (US)
- (**) Term: **15 Years**
- (21) Appl. No.: **29/672,851**
- (22) Filed: **Dec. 10, 2018**
- (51) **LOC (13) Cl.** **06-13**
- (52) **U.S. Cl.**
USPC **D6/608**
- (58) **Field of Classification Search**
USPC D6/582-583, 587-592, 595-609, D6/617-622; D28/7, 8.1
CPC A47G 9/00; A47G 2009/001; A47G 2009/002; A47G 2009/003; A47G 2009/005; A47G 2009/006; A47G 9/02; A47G 9/0215; A47G 9/0223; A47G 9/023; A47G 9/0238; A47G 9/06; A47G 9/062; A47G 9/066; A47G 9/068; A47G 9/0248; A47G 9/08; A47G 9/04; A47G 11/002; A47G 11/001; A47G 11/003
See application file for complete search history.

- 5,693,398 A * 12/1997 Granger A45C 3/10 383/4
- D390,408 S * 2/1998 Kology D6/597
- D391,797 S * 3/1998 Vuori D6/608
- D402,151 S * 12/1998 Collingsworth D6/608
- D408,201 S * 4/1999 King D6/608
- D431,746 S * 10/2000 Pennington D6/608
- D440,455 S * 4/2001 Dreitz D6/597
- D447,346 S * 9/2001 Abbosh D5/99
- D493,657 S * 8/2004 Farago D6/608
- D506,344 S * 6/2005 Graus D6/608
- D523,636 S * 6/2006 Wilmlink D3/303
- 7,096,526 B1 * 8/2006 Ogan A47G 9/062 5/417
- D547,102 S * 7/2007 Overstreet D6/608
- D552,911 S * 10/2007 Henning D6/592
- D575,568 S * 8/2008 Chen D6/611
- D665,213 S * 8/2012 Mierzwa D6/608
- D740,055 S 10/2015 Dodda
- D849,444 S * 5/2019 Spuij D6/592
- D859,823 S * 9/2019 Wood D3/233
- D879,506 S * 3/2020 King D6/592

(Continued)

Primary Examiner — Jennifer L Rempfer
(74) *Attorney, Agent, or Firm* — Dunlap Bennett & Ludwig, PLLC

(57) **CLAIM**

The ornamental design for a washcloth, as shown and described.

DESCRIPTION


FIG. 1 is a perspective view of a washcloth, showing my new design;
FIG. 2 is a front elevation view thereof;
FIG. 3 is a rear elevation view thereof;
FIG. 4 is a left elevation view thereof;
FIG. 5 is a right elevation view thereof;
FIG. 6 is a top plan view thereof; and,
FIG. 7 is a bottom plan view thereof.

1 Claim, 4 Drawing Sheets

(56) **References Cited**

U.S. PATENT DOCUMENTS

- D293,060 S * 12/1987 Botbol 5/417
- 4,794,029 A * 12/1988 Tennant A45C 3/10 190/1
- D316,791 S * 5/1991 Carney D6/595
- D339,710 S * 9/1993 Perna, Jr. D6/608
- D382,435 S * 8/1997 Schaffner D6/596
- 5,666,679 A * 9/1997 Ruddy A47G 9/0207 112/440
- D384,854 S * 10/1997 Olender D6/608



(56)

References Cited

U.S. PATENT DOCUMENTS

2003/0196266 A1* 10/2003 Zheng A47G 9/062
5/417
2015/0238054 A1 8/2015 Green
2018/0021670 A1* 1/2018 Price, Jr. A63F 13/428
463/36

* cited by examiner




FIG. 1




FIG. 2




FIG. 3




FIG. 4




FIG. 5



FIG. 6



FIG. 7