



US00D911746S

(12) **United States Design Patent**
Tak

(10) **Patent No.:** **US D911,746 S**
(45) **Date of Patent:** **** Mar. 2, 2021**

- (54) **FITTED MATTRESS COVERING**
- (71) Applicant: **Himatsingka Seide Limited**, Bangalore (IN)
- (72) Inventor: **Rashpal Singh Tak**, Amritsar (IN)
- (73) Assignee: **Himatsingka Seide Limited**
- (**) Term: **15 Years**
- (21) Appl. No.: **29/675,827**
- (22) Filed: **Jan. 4, 2019**
- (51) **LOC (13) Cl.** **06-09**
- (52) **U.S. Cl.**
USPC **D6/596**
- (58) **Field of Classification Search**
USPC D6/582-583, 587-592, 595-609,
D6/617-622; D21/803-809; D24/183
CPC A47G 9/00; A47G 2009/001; A47G
2009/002; A47G 2009/003; A47G 9/10;
A47G 9/1009; A47G 2009/1018; A47G
9/1045; A47G 9/1081; A47G 9/109;
A47G 2009/005; A47G 2009/006; A47G
9/02; A47G 9/0207; A47G 9/0215; A47G
9/0223; A47G 9/023; A47G 9/0238;
A47G 9/0246; A47G 9/0253; A47G
9/0261; A47G 2009/0269; A47G 11/002;
A47G 21/165
See application file for complete search history.

3,694,832 A 10/1972 Jamison
 4,144,602 A * 3/1979 Fernandes A47G 9/0246
 5/496
 4,703,530 A 11/1987 Gusman
 4,912,790 A 4/1990 McDonald
 (Continued)

OTHER PUBLICATIONS

Celiant Sheet Sets and Pillow Cases by Purecare, Sep. 21, 2018
<https://www.beyondbeds.com/celiant-sheets.aspx>.

Primary Examiner — Jennifer L Rempfer
(74) *Attorney, Agent, or Firm* — Chinta & Fratangelo
LLP

(57) **CLAIM**

The ornamental design for a fitted mattress covering, as shown and described.

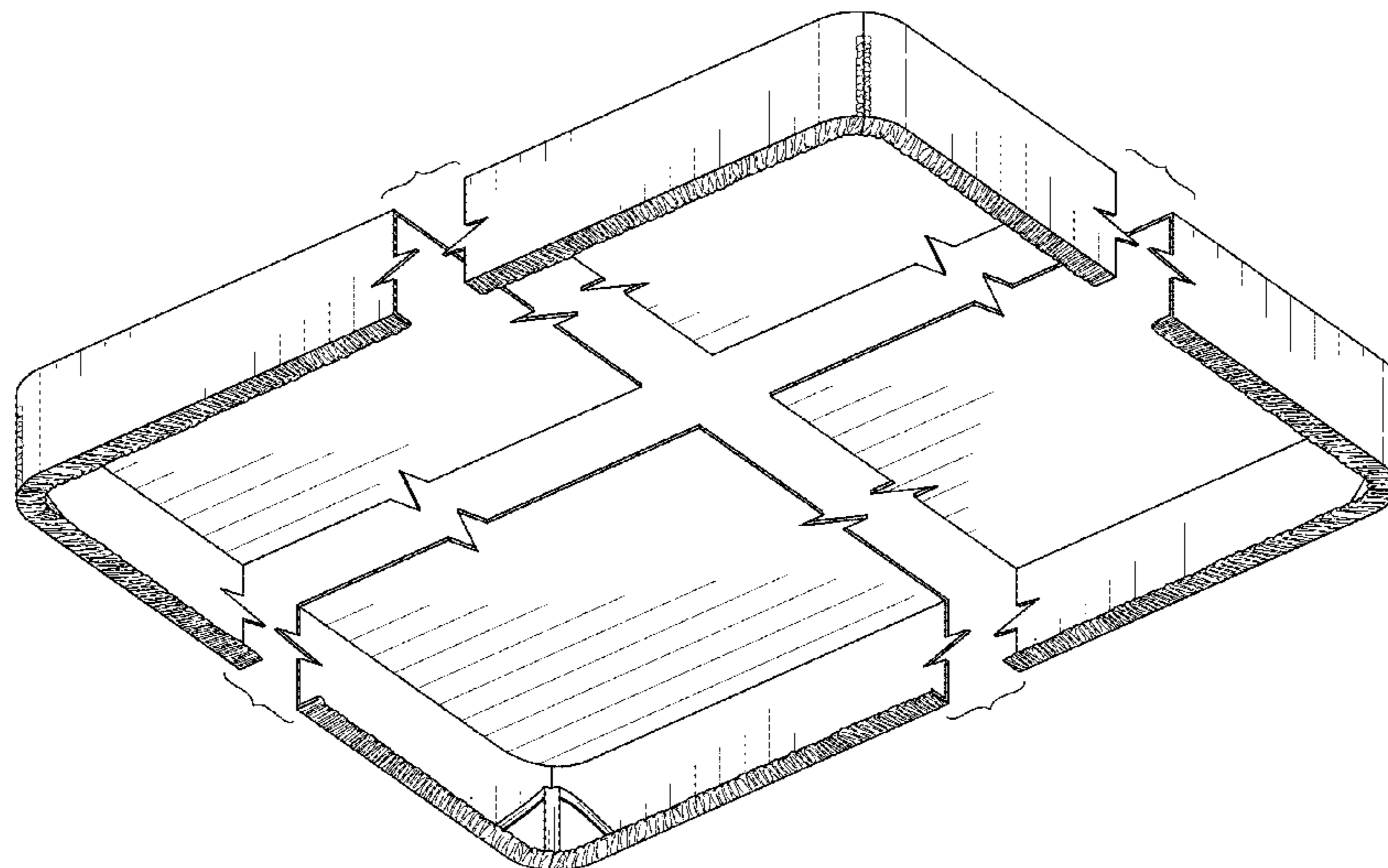
DESCRIPTION

FIG. 1 is a bottom perspective view of a mattress fitted with a covering of the present invention, showing the design in accordance to the invention;
 FIG. 2 is a bottom plan view thereof;
 FIG. 3 is a top plan view thereof;
 FIG. 4 is a right-side elevation view thereof, the left-side elevation view being a mirror image of the right side;
 FIG. 5 is a front elevation view thereof, the back elevation view being a mirror image of the front;
 FIG. 6 is a stretched-out view of the covering of FIG. 1, as seen from the outside.
 FIG. 7 is a close-up view of the unmounted covering of FIG. 1, as seen from the outside; and,
 FIG. 8 is a close-up view of the unmounted covering of FIG. 1, as seen from the inside.

The broken lines in the drawings are for illustrative purposes only and form no part of the claimed design. The fitted mattress covering is shown with a symbolic break in its width and length. The appearance of any portion of the article between the break lines forms no part of the design.

1 Claim, 8 Drawing Sheets

- (56) **References Cited**
U.S. PATENT DOCUMENTS
- 2,624,893 A * 1/1953 Harris A47G 9/0246
5/497
- 2,682,062 A * 6/1954 Cogan A47G 9/0246
5/496
- 2,757,389 A * 8/1956 King A47G 9/0246
5/496
- 3,020,566 A 2/1962 Anderson
- 3,083,379 A * 4/1963 Marinsky A47G 9/0246
5/496



(56)

References Cited

U.S. PATENT DOCUMENTS

5,029,353	A	7/1991	Kimball et al.	
5,177,821	A	1/1993	Kawtoski	
6,499,157	B1	12/2002	McCain et al.	
7,810,184	B2	10/2010	McCollum	
8,707,482	B1	4/2014	Ramthun	
9,510,698	B1 *	12/2016	Krotova	A47G 9/02
D846,914	S *	4/2019	Brathwaite	D6/602
2004/0040090	A1	3/2004	Wooten	
2005/0011007	A1	1/2005	Lintner	
2006/0075556	A1 *	4/2006	Wootten, Jr.	A47G 9/0246 5/485
2007/0056100	A1 *	3/2007	Stewart	A47G 9/0246 5/497
2015/0074907	A1	3/2015	Skaggs	
2016/0073798	A1	3/2016	Pawlikowski et al.	
2018/0070748	A1	3/2018	Bell	
2020/0229621	A1 *	7/2020	Liu	A47G 9/0246

* cited by examiner

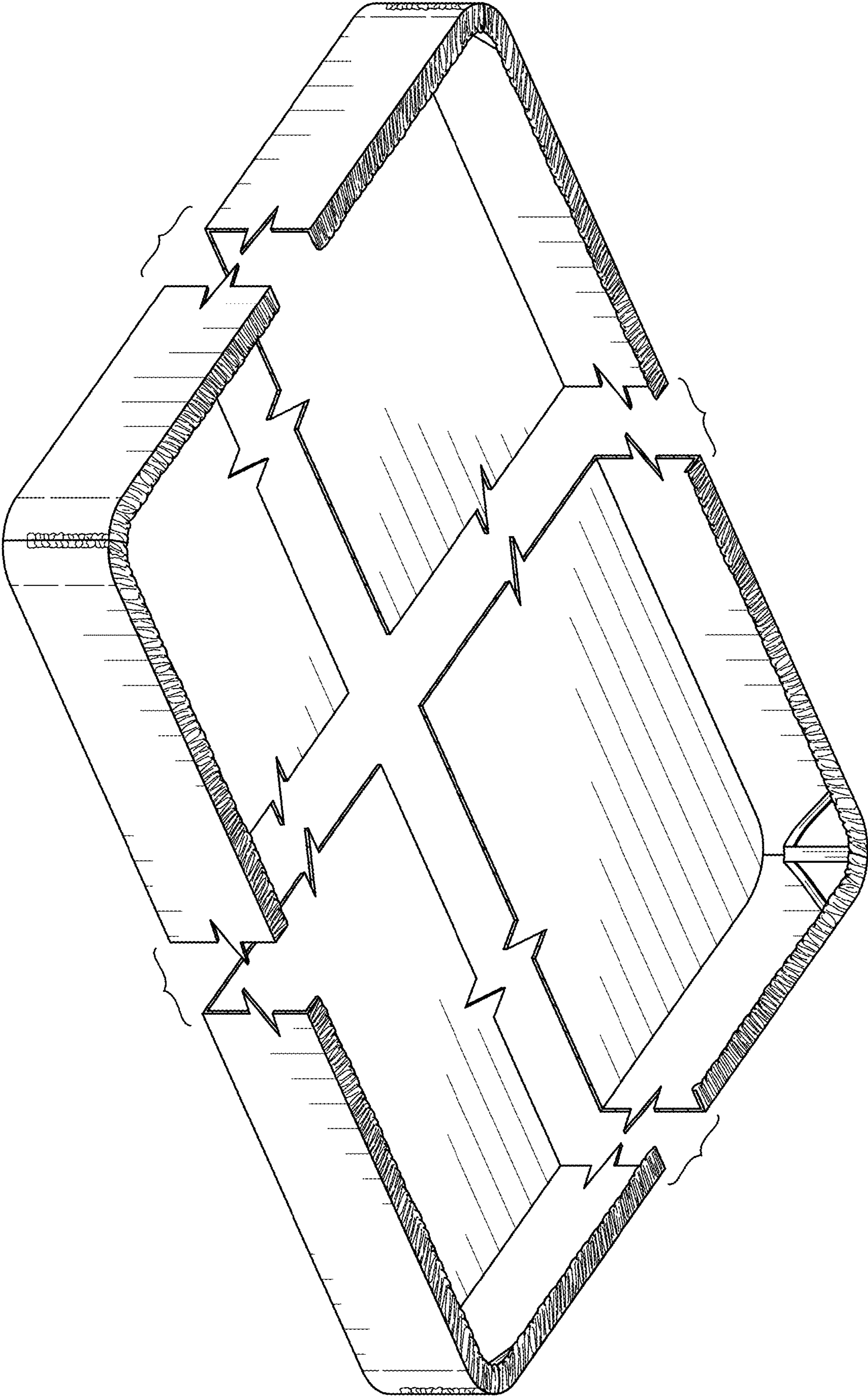


FIG. 1

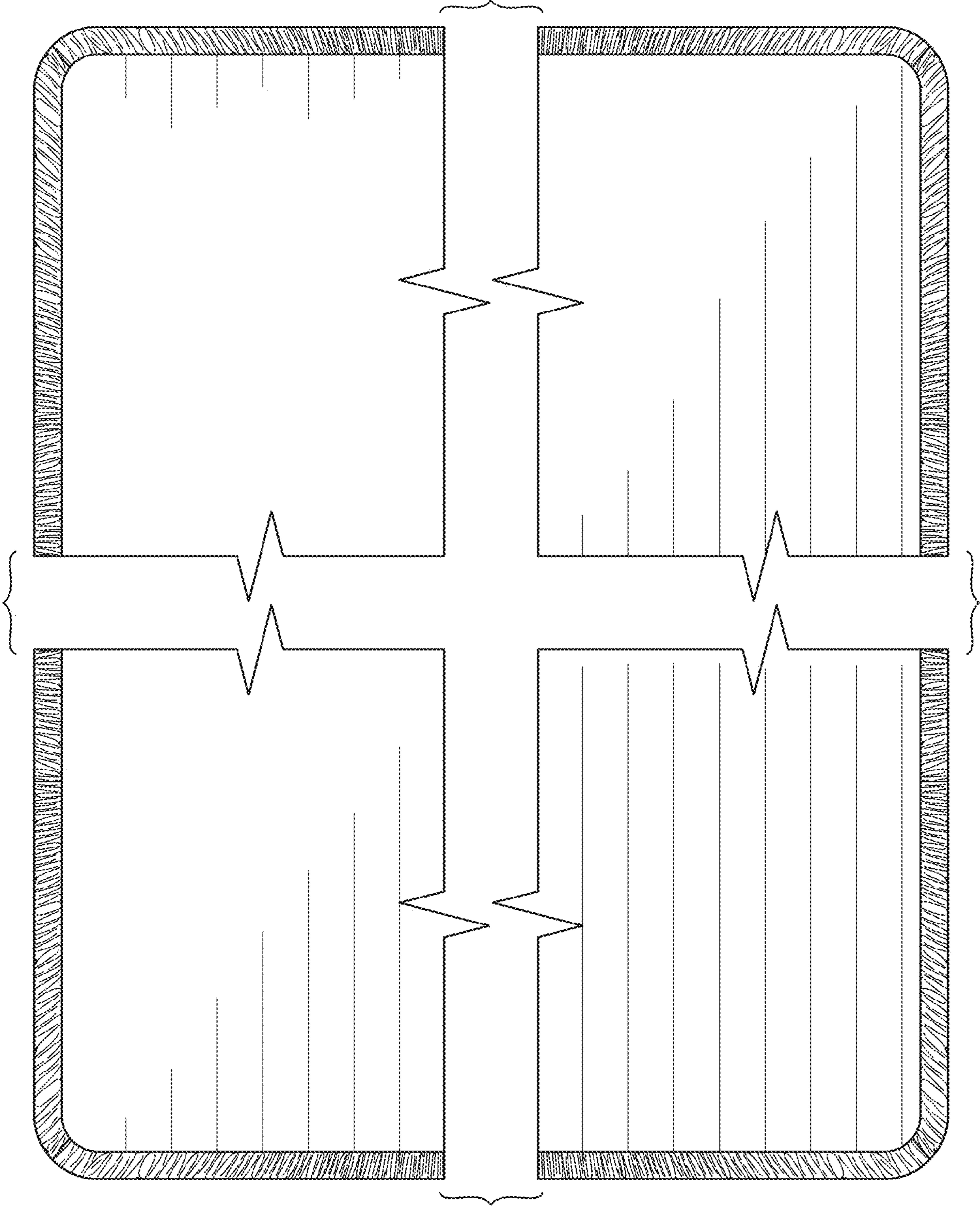


FIG. 2

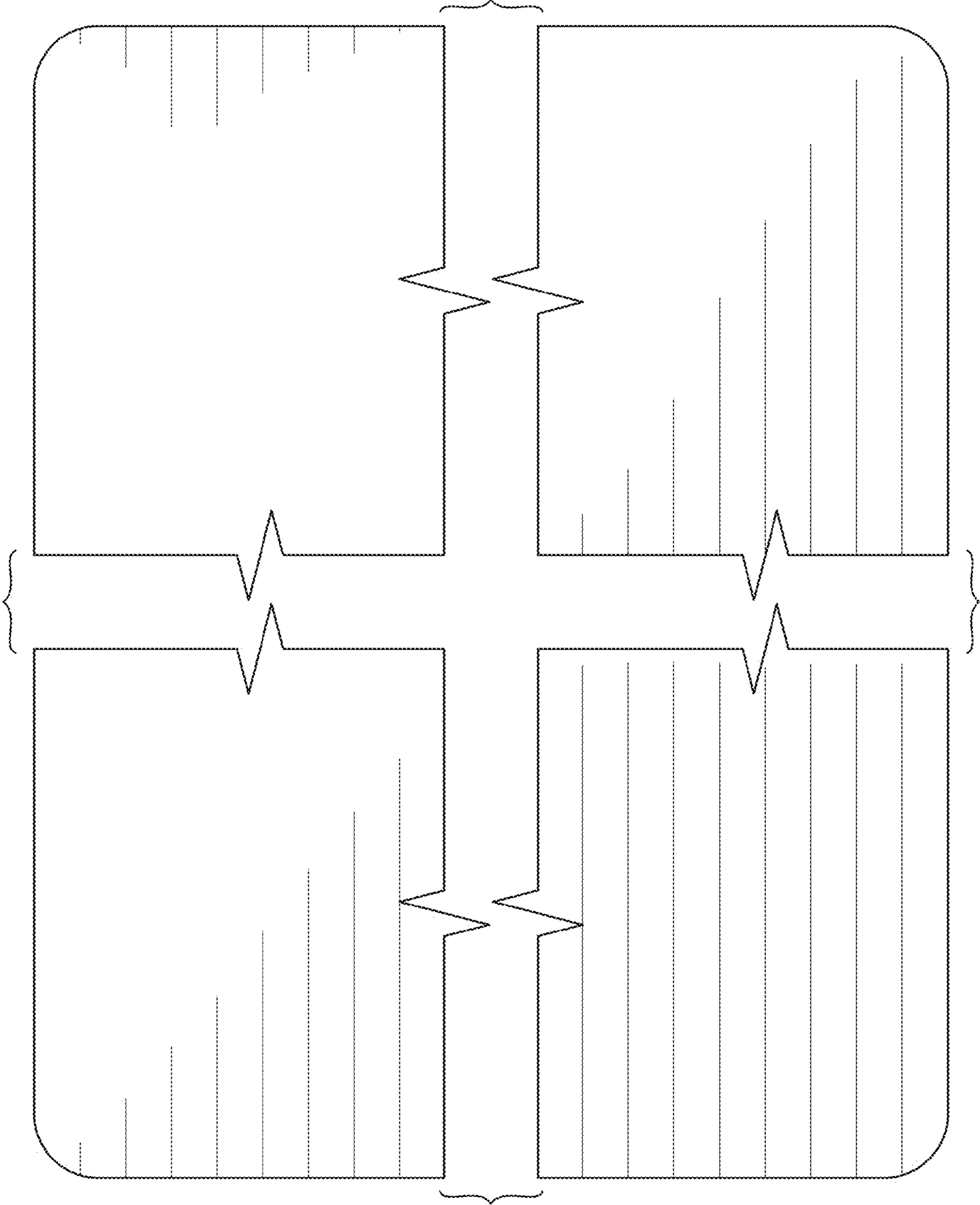


FIG. 3

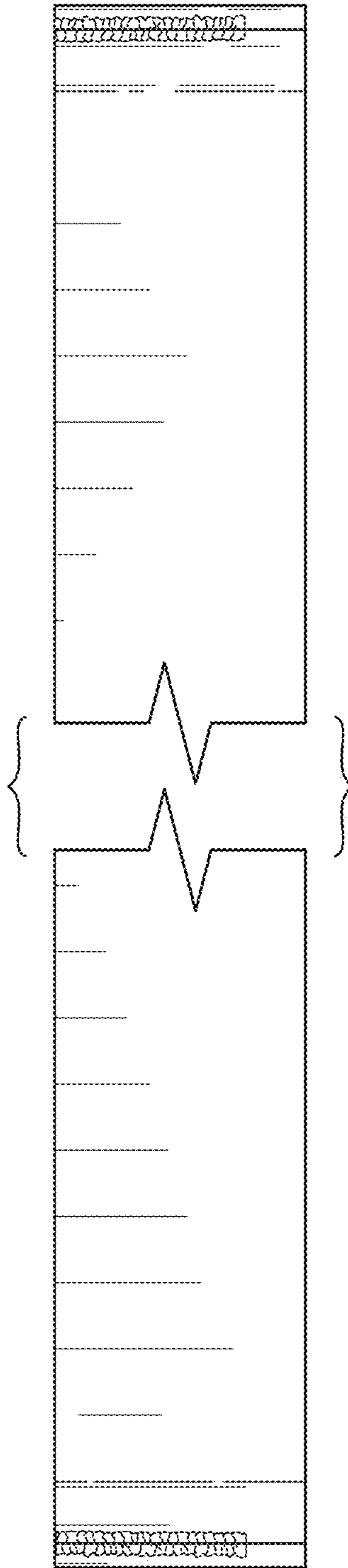


FIG. 4

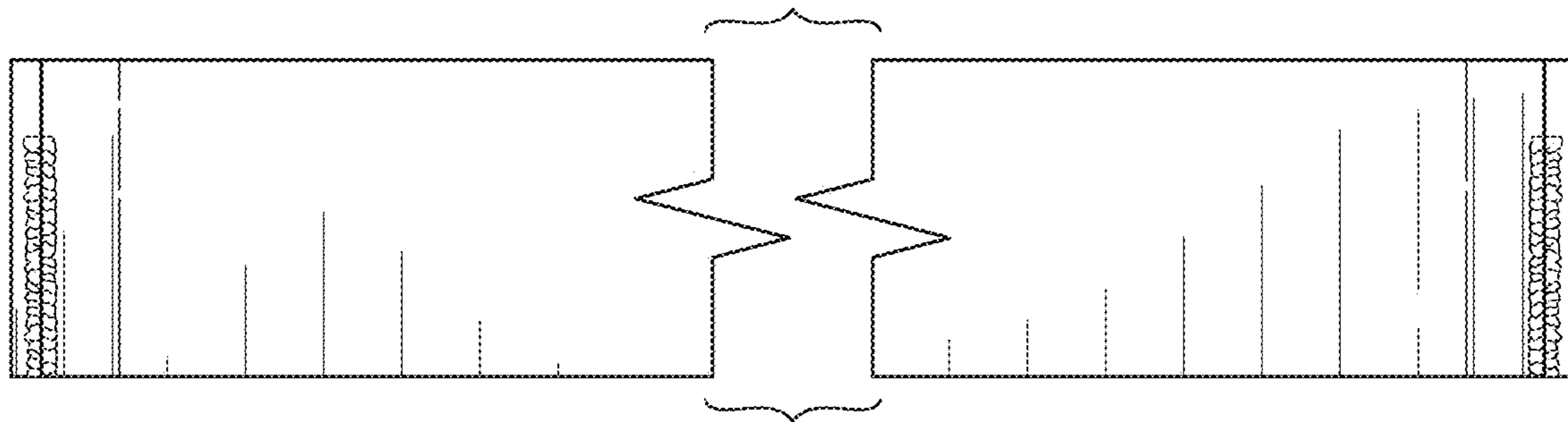


FIG. 5




FIG. 6

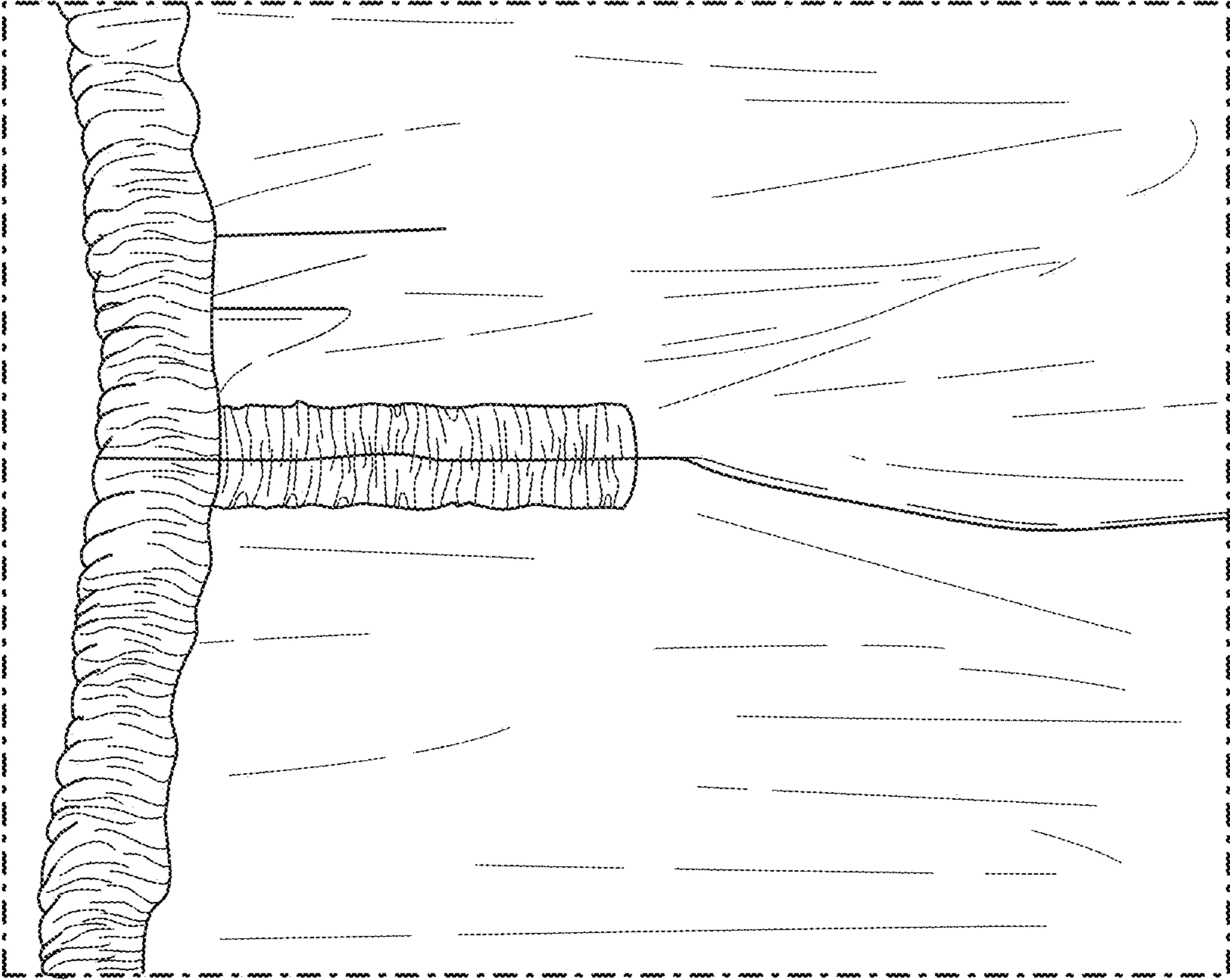


FIG. 7

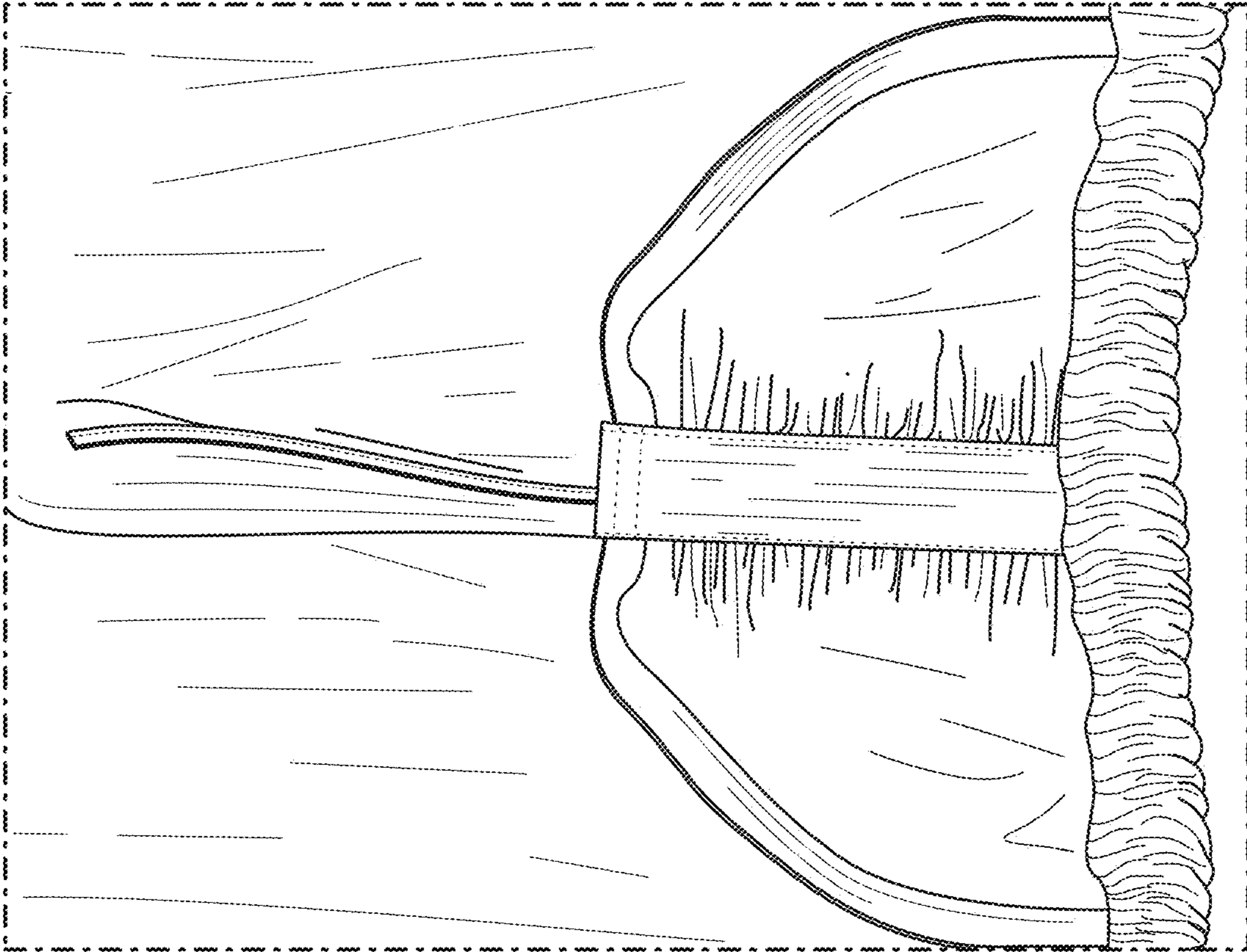


FIG. 8