



US00D911741S

(12) **United States Design Patent** (10) **Patent No.:** **US D911,741 S**  
**Lazarini et al.** (45) **Date of Patent:** **\*\* Mar. 2, 2021**

(54) **TOWEL BAR**  
 (71) Applicant: **DELTA FAUCET COMPANY**,  
 Indianapolis, IN (US)  
 (72) Inventors: **Alejandra Lazarini**, Carmel, IN (US);  
**Anthony G. Spangler**, Indianapolis, IN  
 (US)  
 (73) Assignee: **DELTA FAUCET COMPANY**,  
 Indianapolis, IN (US)

D551,056 S *	9/2007	Ricereto	.....	D8/317
D569,704 S *	5/2008	Ricereto	.....	D8/315
D570,646 S *	6/2008	Jeon	.....	D7/402
D600,055 S *	9/2009	Hanes	.....	D6/523
D729,035 S *	5/2015	Zimmer	.....	D8/316
D784,728 S *	4/2017	Eads	.....	D6/549
D836,944 S *	1/2019	Rutgers	.....	D6/549
D836,946 S *	1/2019	Rutgers	.....	D6/549
D862,113 S *	10/2019	Downey	.....	D6/546
D889,243 S *	7/2020	Eads	.....	D8/316
2012/0097692 A1 *	4/2012	Wang	.....	F16B 47/003 220/737

(\*\*) Term: **15 Years**

\* cited by examiner

(21) Appl. No.: **29/716,275**

*Primary Examiner* — Nathan M Johnston

(22) Filed: **Dec. 9, 2019**

(74) *Attorney, Agent, or Firm* — Nirav D. Parikh; Edgar  
A. Zarins

(51) **LOC (13) Cl.** ..... **06-04**

(52) **U.S. Cl.**  
USPC ..... **D6/549**

(57) **CLAIM**

(58) **Field of Classification Search**  
 USPC ..... D6/546–550, 512–525; 211/13.1, 16,  
 211/85.5, 86.01, 87.01, 88.04, 100, 105.1,  
 211/105.2, 106, 113, 123, 181.1,  
 211/182–183; 248/49, 175, 176.1, 200,  
 248/201, 205.1, 251, 302, 309.1, 315;  
 242/570, 590, 595–598; D8/300,  
 D8/315–321, 354, 363, 373, 380;  
 108/28–29  
 CPC ..... A47K 10/3836; A47K 10/38  
 See application file for complete search history.

The ornamental design for a towel bar, as shown and described.

**DESCRIPTION**

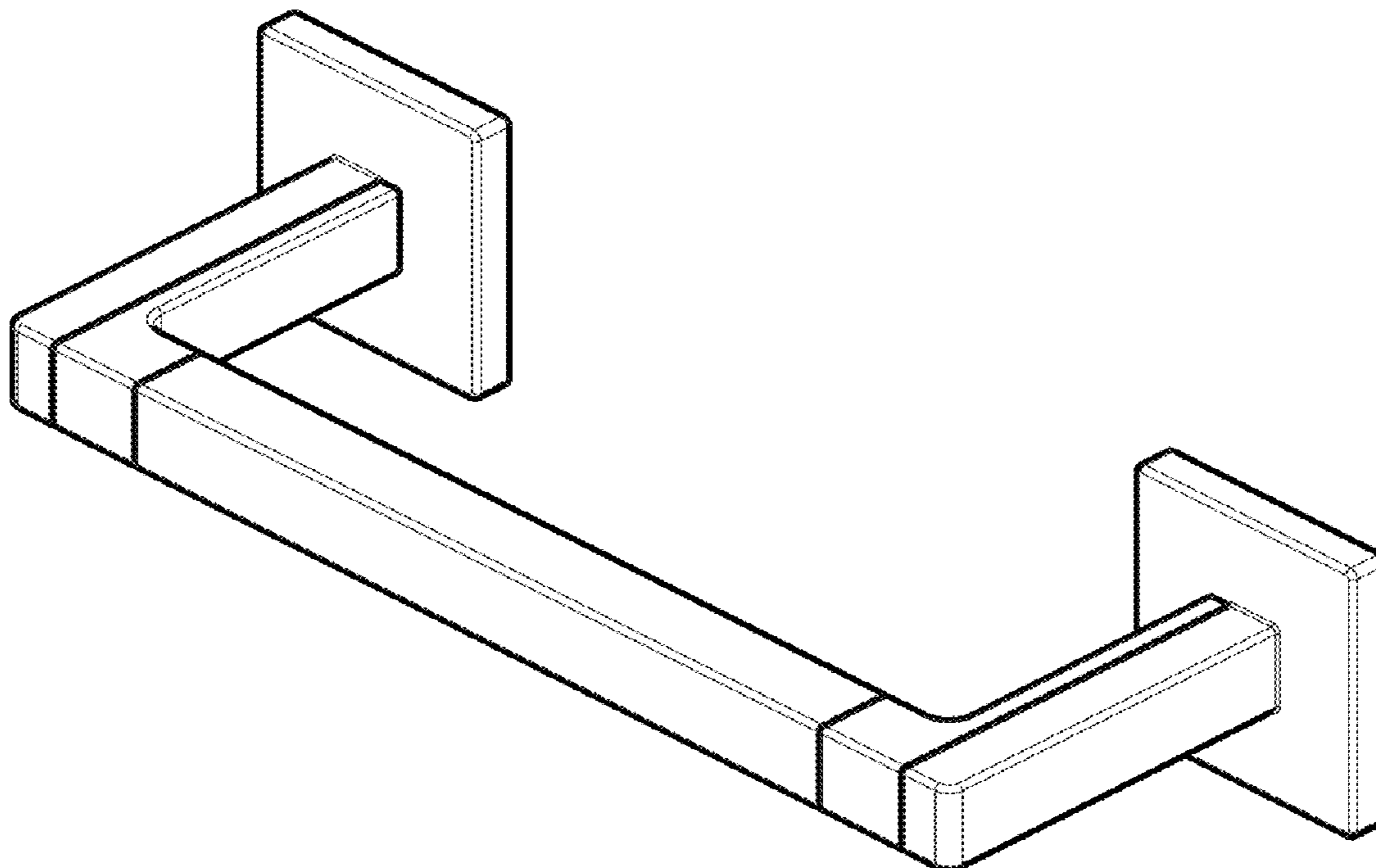
FIG. 1 is a front perspective view of a towel bar showing my new design;  
 FIG. 2 is a rear perspective view thereof;  
 FIG. 3 is a front elevational view thereof;  
 FIG. 4 is a left side view thereof;  
 FIG. 5 is a rear view thereof;  
 FIG. 6 is a right side view thereof;  
 FIG. 7 is a top plan view thereof; and,  
 FIG. 8 is a bottom view thereof.

(56) **References Cited**

**U.S. PATENT DOCUMENTS**

D515,344 S *	2/2006	Hoernig	.....	D6/549
D516,350 S *	3/2006	Chen	.....	D6/549

**1 Claim, 4 Drawing Sheets**



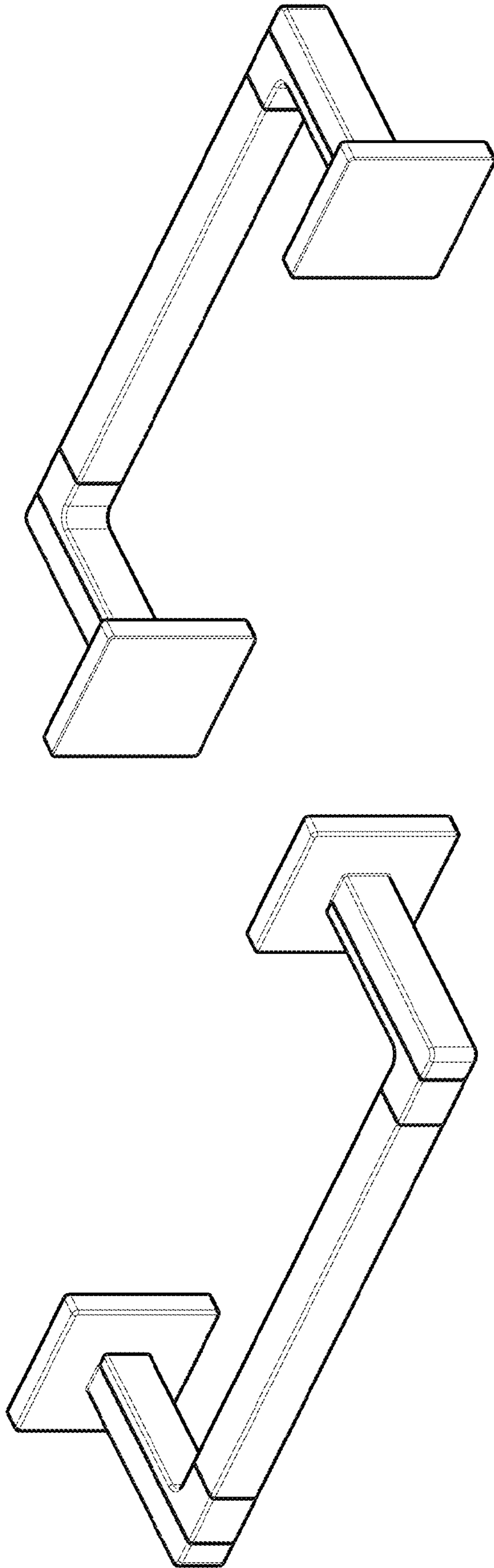


FIG-2

FIG-1

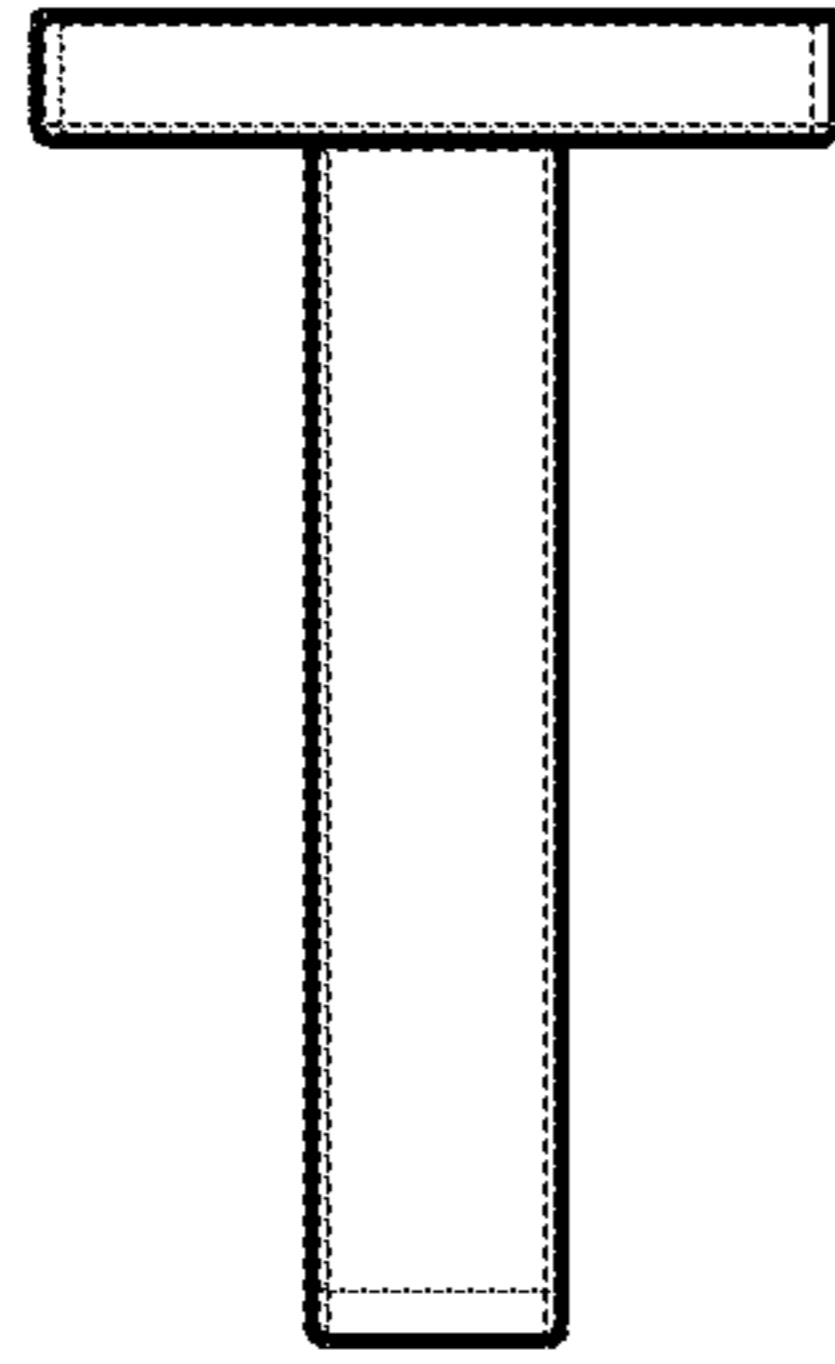


FIG-4

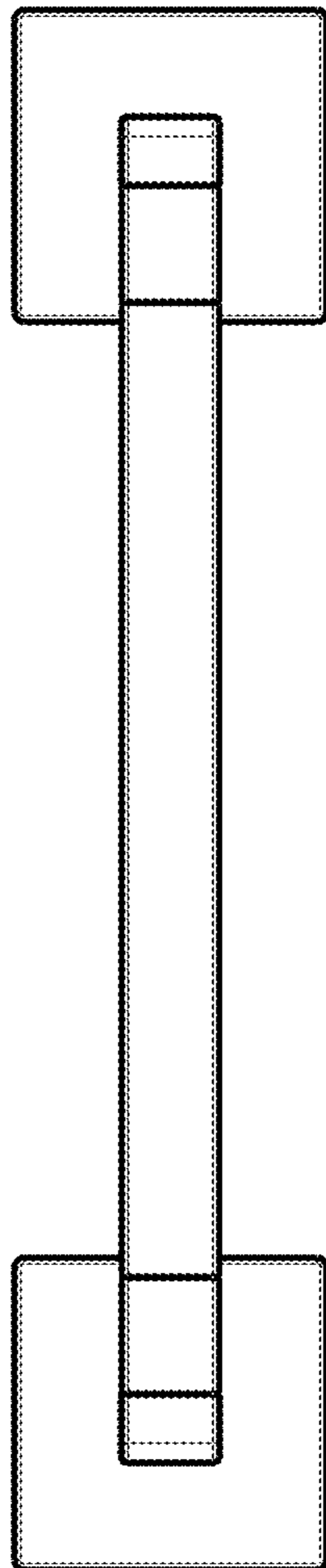


FIG-3

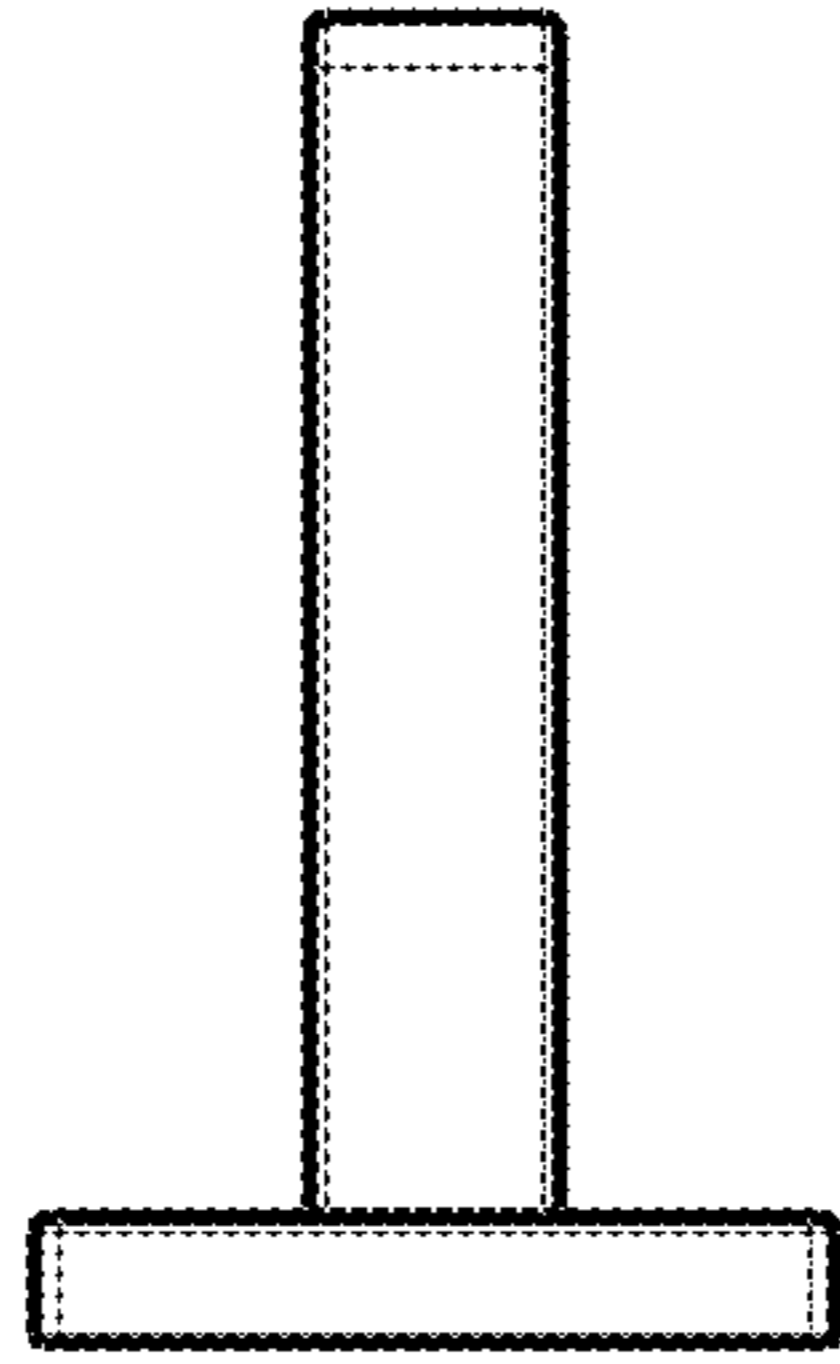


FIG-6

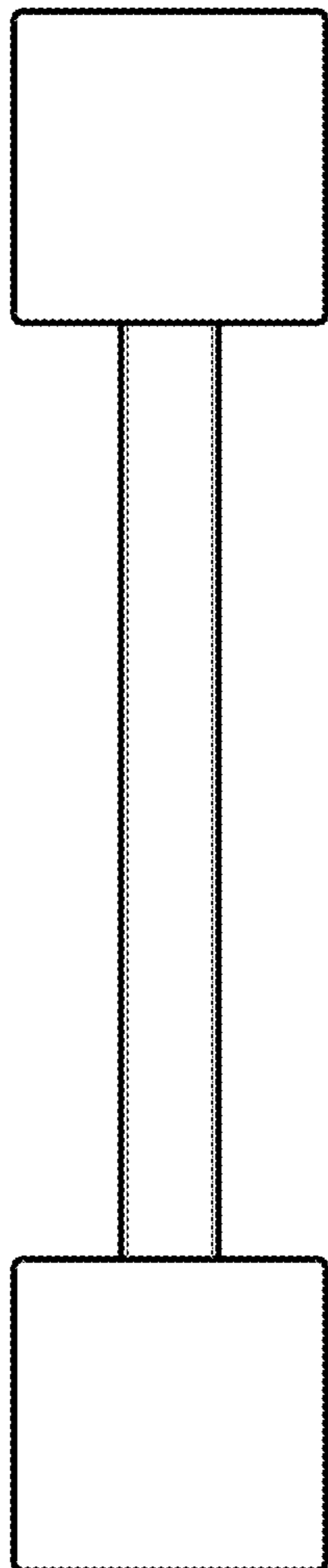


FIG-5

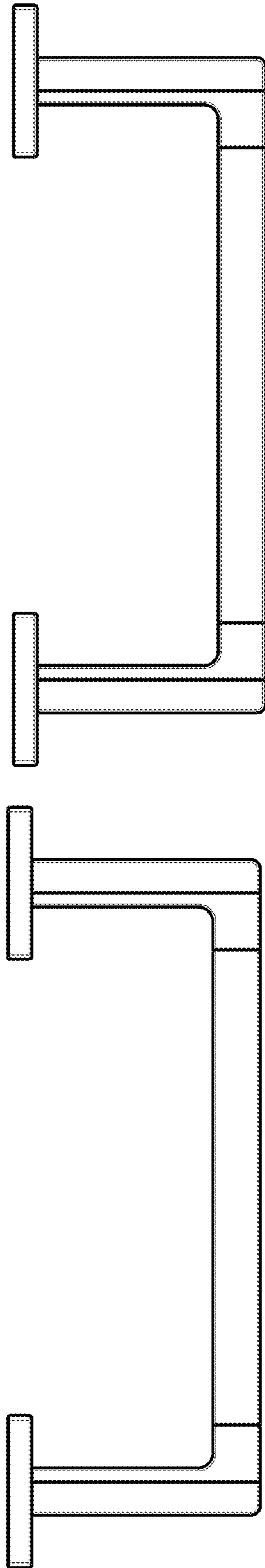


FIG-8

FIG-7