



US00D911734S

(12) **United States Design Patent** (10) **Patent No.:** **US D911,734 S**  
**Chen** (45) **Date of Patent:** **\*\* Mar. 2, 2021**

(54) **CHAIR**

(71) Applicant: **Xiaoyan Chen**, Guangdong (CN)

(72) Inventor: **Xiaoyan Chen**, Guangdong (CN)

(\*\*) Term: **15 Years**

(21) Appl. No.: **29/714,050**

(22) Filed: **Nov. 20, 2019**

(51) **LOC (13) Cl.** ..... **06-01**

(52) **U.S. Cl.**  
USPC ..... **D6/375**

(58) **Field of Classification Search**

USPC ..... D6/344, 367, 368, 373, 375, 380, 362,  
D6/370, 379, 716, 716.1, 716.4, 334, 360,  
D6/366, 369, 372, 374, 376, 357, 361,  
D6/377, 378, 381  
CPC .... A47C 4/48; A47C 3/12; A47C 1/00; A47C  
1/0246; A47C 1/024; A47C 3/00; A47C  
3/029; A47C 3/027; A47C 3/02; A47C  
3/04; A47C 3/20; A47C 4/00; A47C 4/02;  
A47C 4/03; A47C 4/04; A47C 4/021;  
A47C 5/12; A47C 7/021; A47C 7/004;  
A47C 7/006; A47C 7/18; A47C 7/40;  
A47C 7/44; A47C 7/46; A47C 7/54;  
A47C 7/402; A47C 7/441; A47C 7/443;  
A47C 7/445; A47C 7/467; A47C 7/543;  
A47C 9/002; A47C 31/126; A47C 7/02;  
A47C 5/04; A47C 1/124; A47C 7/405;  
A47C 3/18; Y10S 297/01; B60N 2/02;  
A63G 9/10; A63B 26/00; A63B 26/003;  
A63B 2225/62; A63B 2210/50; A63B  
21/1609; A47D 13/10

See application file for complete search history.

(56) **References Cited**

U.S. PATENT DOCUMENTS

D186,308	S	*	10/1959	Knoll	.....	D6/334
2,979,122	A	*	4/1961	Knoll	.....	A47C 17/02 297/446.1
D203,589	S	*	2/1966	Melchior	.....	D6/375
D228,324	S	*	9/1973	Henning Korch	.....	D6/334
D243,895	S	*	4/1977	Powell	.....	D6/375
D246,492	S	*	11/1977	Roset	.....	D6/334
D252,782	S	*	9/1979	Roset	.....	D6/334
D260,706	S	*	9/1981	Zapf	.....	D6/373
D264,645	S	*	6/1982	Arnesen	.....	D6/367
D280,365	S	*	9/1985	Hopfer	.....	D6/334
D294,089	S	*	2/1988	Klein	.....	D6/334
D298,989	S	*	12/1988	Mulhauser	.....	D6/372
D304,266	S	*	10/1989	Frinier	.....	D6/381
D353,722	S	*	12/1994	Hieronimus	.....	D6/381
D368,176	S	*	3/1996	Mourgue	.....	D6/334
D457,005	S	*	5/2002	Mourgue	.....	D6/334
D497,728	S	*	11/2004	Tseng	.....	D6/373
D683,170	S	*	5/2013	Kubryk	.....	D6/716
D766,606	S	*	9/2016	Volpe	.....	D6/373
D799,222	S	*	10/2017	Pathiratne	.....	D6/335

\* cited by examiner

*Primary Examiner* — Kevin K Rudzinski

*Assistant Examiner* — Paul D Bohannon

(57) **CLAIM**

The ornamental design for a chair, as shown and described.

**DESCRIPTION**

FIG. 1 is a front view of the chair showing my new design;  
FIG. 2 is a back view thereof;  
FIG. 3 is a left side view thereof;  
FIG. 4 is a right side view thereof;  
FIG. 5 is a top view thereof;  
FIG. 6 is a bottom view thereof; and,  
FIG. 7 is a top perspective view thereof.

**1 Claim, 7 Drawing Sheets**








Fig 1




Fig 2



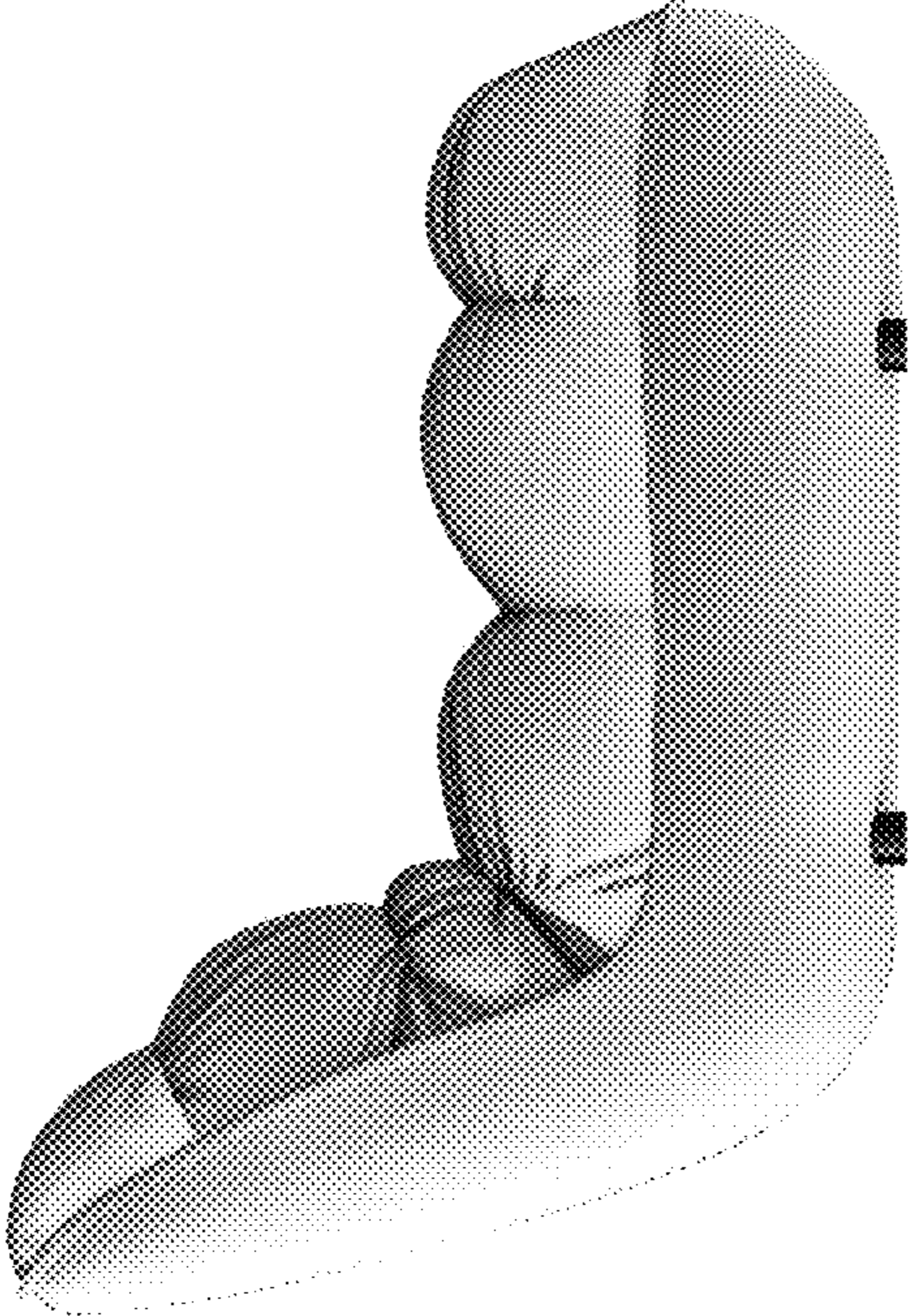


Fig 3




Fig 4




Fig 5






Fig 6




Fig 7