



US00D911727S

(12) **United States Design Patent**
Citterio

(10) **Patent No.:** **US D911,727 S**
(45) **Date of Patent:** **** Mar. 2, 2021**

- (54) **CHAISE-LOUNGE**
- (71) Applicant: **B&B ITALIA S.p.A.**, Milan (IT)
- (72) Inventor: **Antonio Citterio**, Milan (IT)
- (73) Assignee: **B&B ITALIA S.p.A.**, Milan (IT)
- (**) Term: **15 Years**
- (21) Appl. No.: **29/580,500**
- (22) Filed: **Oct. 10, 2016**

- D309,836 S * 8/1990 Meredith D6/361
- D320,509 S * 10/1991 Lewis D6/361
- D329,335 S * 9/1992 Komai D6/361
- D329,544 S * 9/1992 Snodgrass D6/361
- D336,998 S * 7/1993 Grosfillex D6/361
- D346,705 S * 5/1994 Noll D6/361
- D354,404 S * 1/1995 Greene D6/361
- D360,081 S * 7/1995 Westerborgen D6/361
- D376,053 S * 12/1996 Grosfillex D6/361
- D405,967 S * 2/1999 Lewis D6/361
- D414,049 S * 9/1999 van Rhiene D6/361
- D418,684 S * 1/2000 van Rhiene D6/361
- D429,421 S * 8/2000 Hodge D6/361
- D429,909 S * 8/2000 Hoisl D6/361
- D437,700 S * 2/2001 Tyler D6/361

(Continued)

(30) **Foreign Application Priority Data**

Apr. 11, 2016 (IT) 402016000037016

- (51) **LOC (13) Cl.** **06-01**
- (52) **U.S. Cl.**
USPC **D6/361**
- (58) **Field of Classification Search**
USPC D6/334-336, 361, 367-375, 374-375,
D6/379-380; 297/284.4, 391, 396,
297/441.27, 452.13, 452.21, 452.29,
297/452.3
CPC A47C 1/026; A47C 7/006; A47C 1/143
See application file for complete search history.

(56) **References Cited**

U.S. PATENT DOCUMENTS

- D194,461 S * 1/1963 Schultz D6/361
- D226,061 S * 1/1973 Kellman D6/361
- 3,737,926 A * 6/1973 Hermanson A47C 1/143
297/377
- D268,235 S * 3/1983 Bergquist D6/361
- D272,586 S * 2/1984 Claman D6/361
- D279,240 S * 6/1985 Jernigan D6/361
- D293,516 S * 1/1988 Schultz D6/361
- D296,618 S * 7/1988 Colby D6/361
- 4,900,090 A * 2/1990 Davis A47C 5/12
297/440.1

Primary Examiner — Nathan M Johnston

(74) *Attorney, Agent, or Firm* — Thomas | Horstemeyer, LLP

(57) **CLAIM**

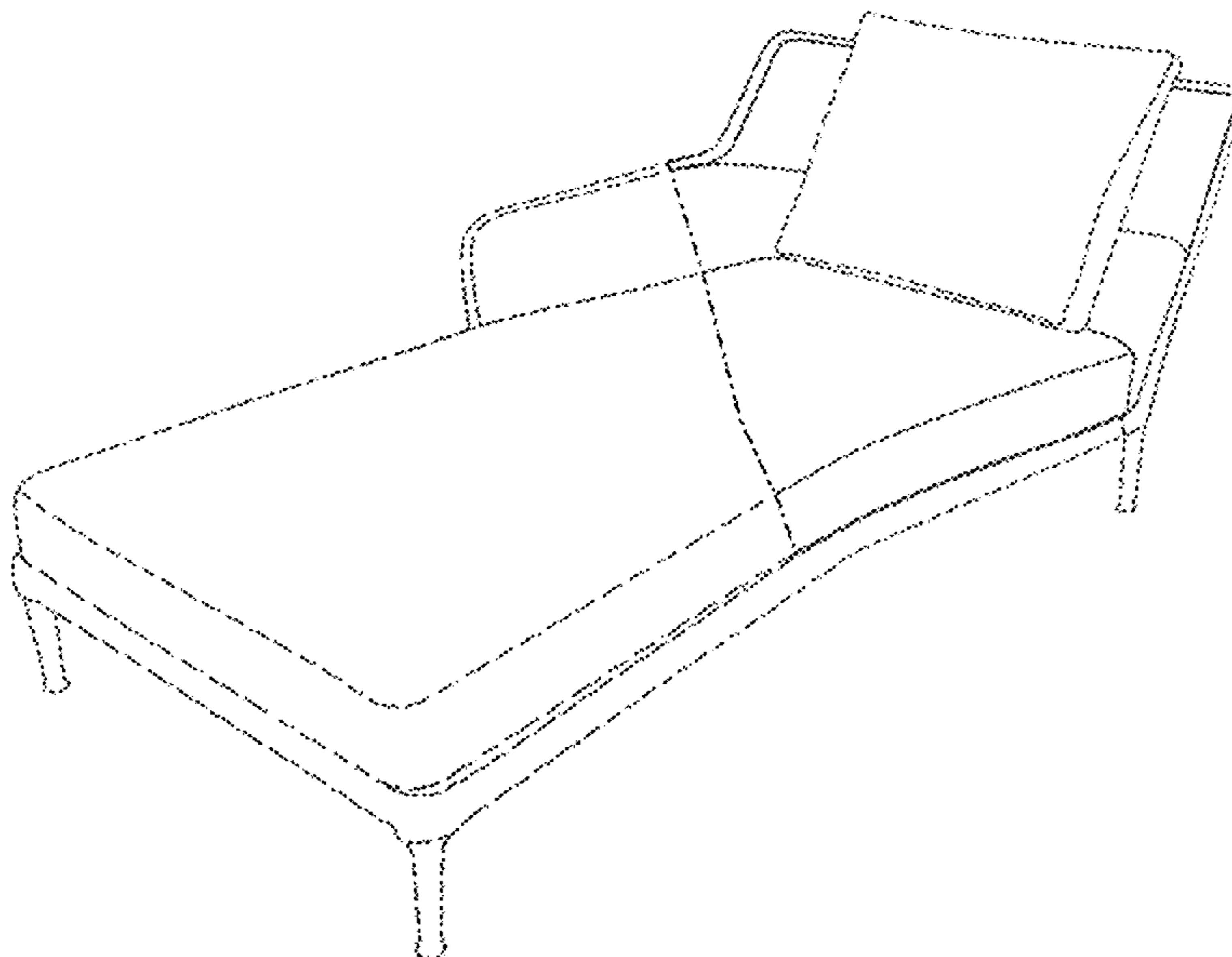
The ornamental design for a chaise-lounge, as shown and described.

DESCRIPTION

FIG. 1 is a perspective view of a chaise-lounge showing my new design;
 FIG. 2 is another perspective view thereof;
 FIG. 3 is a front elevational view thereof;
 FIG. 4 is a rear elevational view thereof, opposite that of FIG. 3;
 FIG. 5 is a side elevational view thereof;
 FIG. 6 is a side elevational view thereof, from a side opposite that of FIG. 5; and
 FIG. 7 is a top view thereof; and,
 FIG. 8 is a bottom view thereof.

The broken lines show portions of the design that form no part of the claimed design.
 The dash-dot-dash lines represent boundaries of the claimed design of the chaise lounge of FIGS. 1-7.

1 Claim, 7 Drawing Sheets



(56)

References Cited

U.S. PATENT DOCUMENTS

D465,098	S	*	11/2002	Kreiss	D6/361
D514,336	S	*	2/2006	Spector	D6/361
D515,324	S	*	2/2006	Grosfillex	D6/361
D531,828	S	*	11/2006	Frinier	D6/361
D620,271	S	*	7/2010	Vallet	D6/361
D644,848	S	*	9/2011	Lewis	D6/361
D646,067	S	*	10/2011	Frinier	D6/361
D648,565	S	*	11/2011	Frinier	D6/369
D657,969	S	*	4/2012	Nguyen	D6/361
D660,029	S	*	5/2012	Nguyen	D6/361
D679,113	S	*	4/2013	Frinier	D6/371
D707,049	S	*	6/2014	Asner	D6/361
D707,458	S	*	6/2014	Doyle	D6/361
D733,443	S	*	7/2015	Griffin	D6/361
9,332,858	B1	*	5/2016	Chiang	A47C 7/62

* cited by examiner

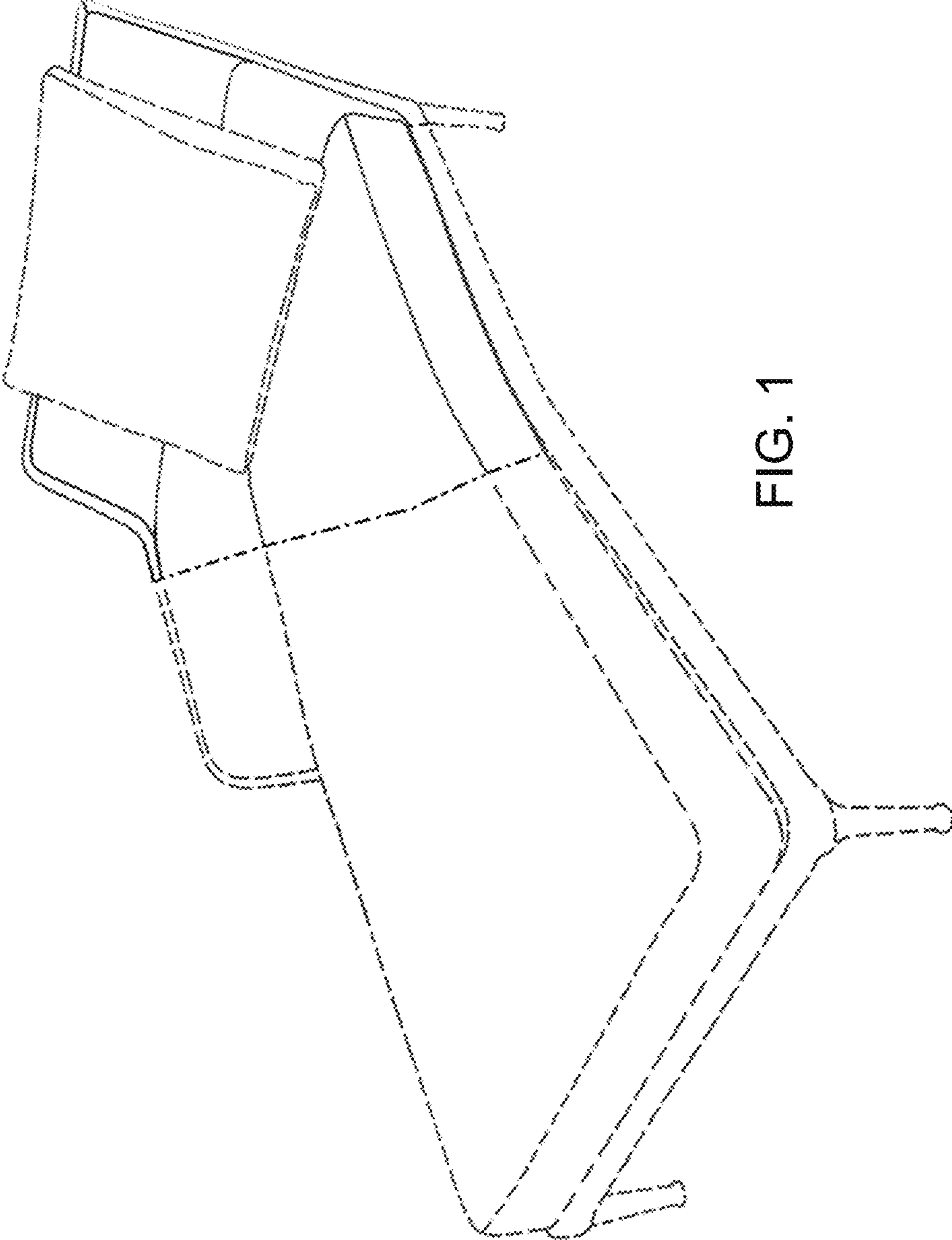


FIG. 1

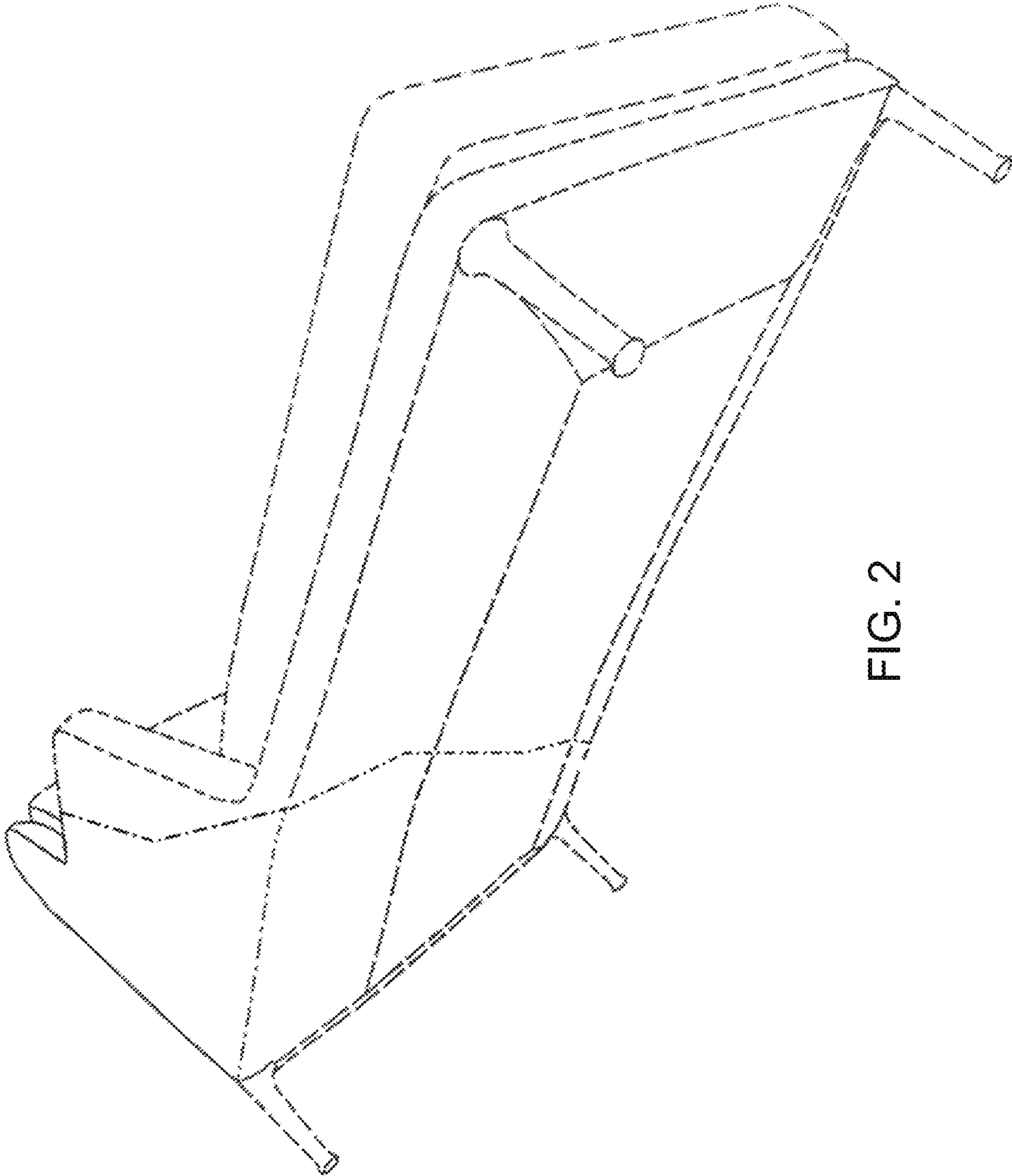


FIG. 2

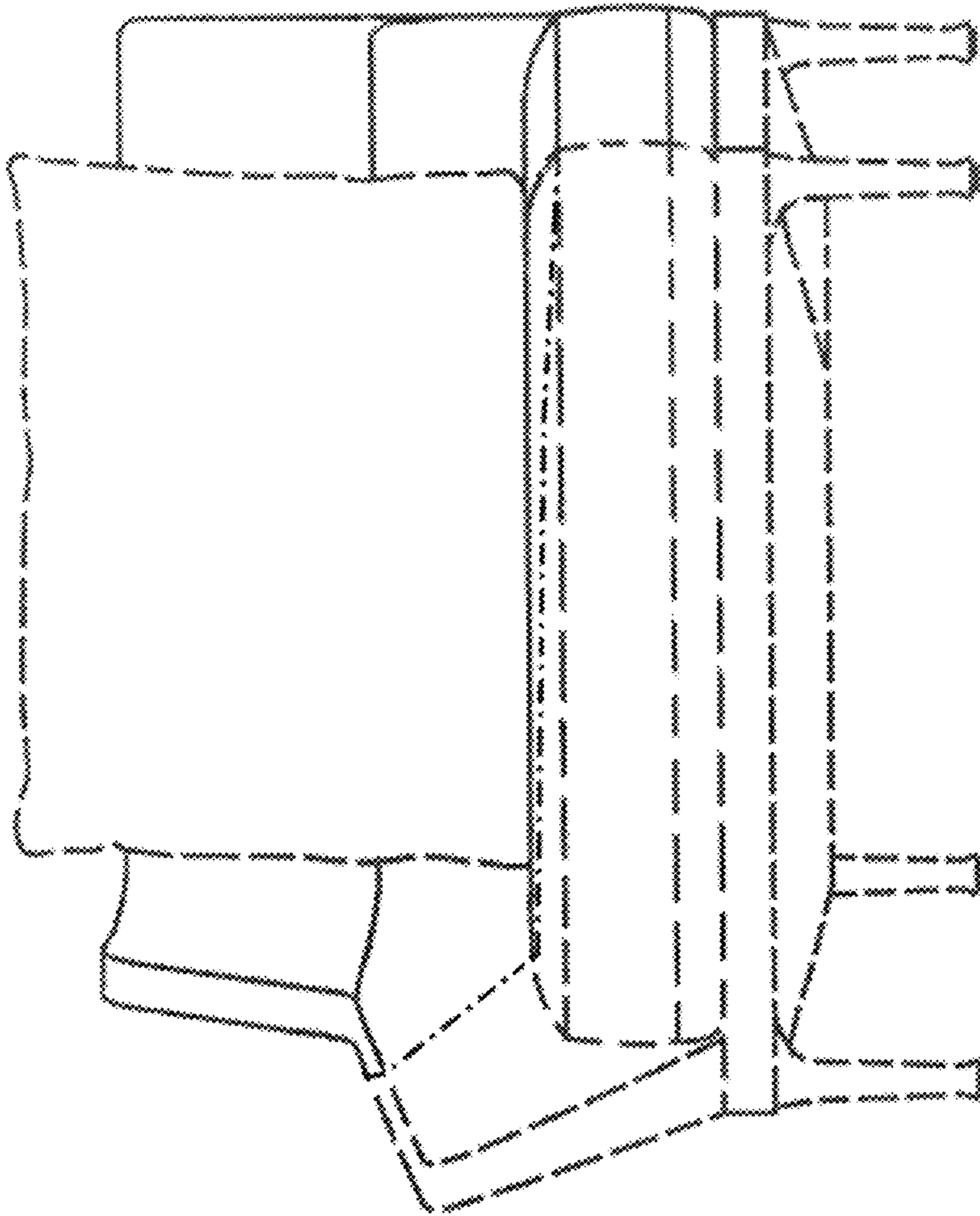


FIG. 3

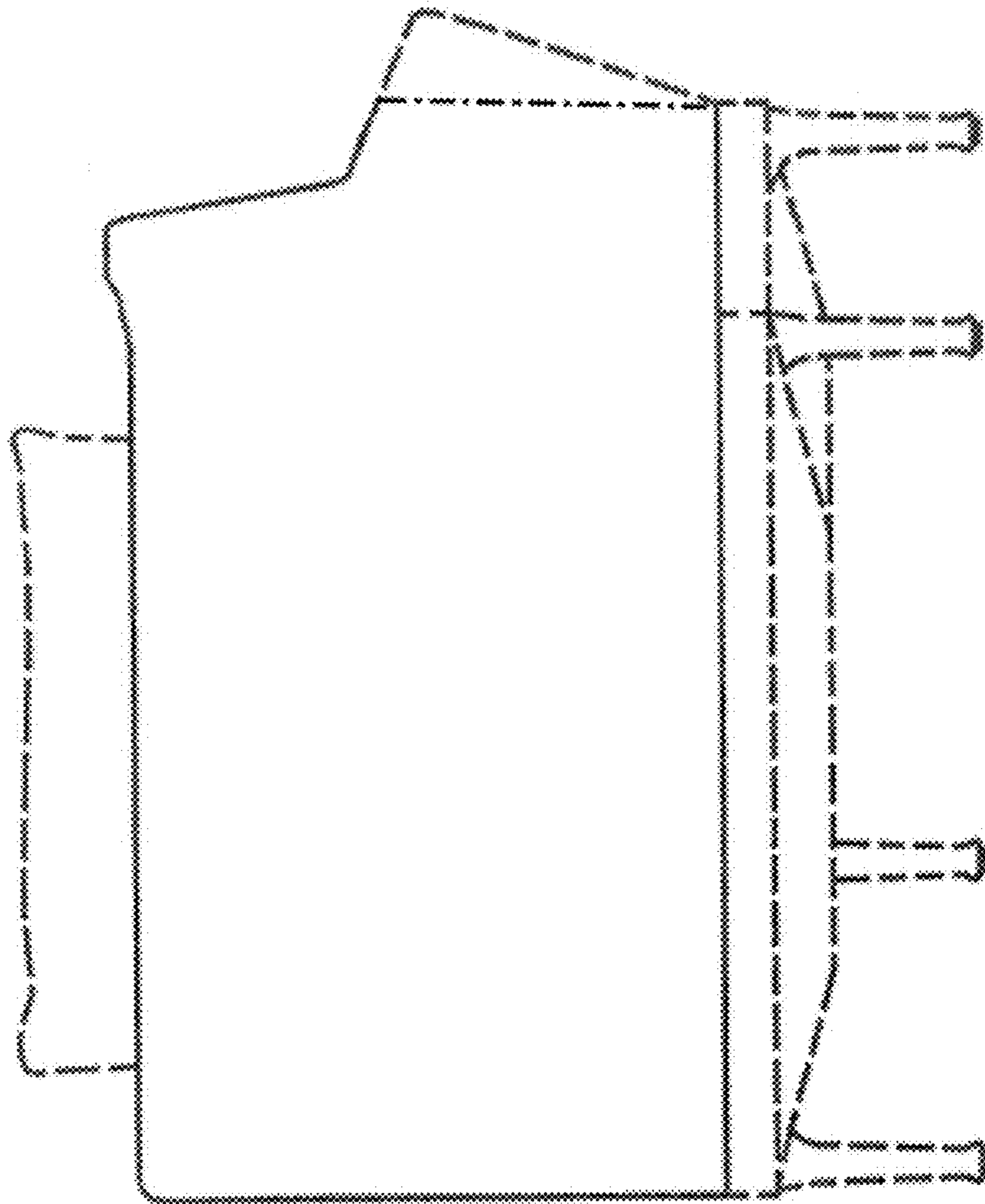


FIG. 4

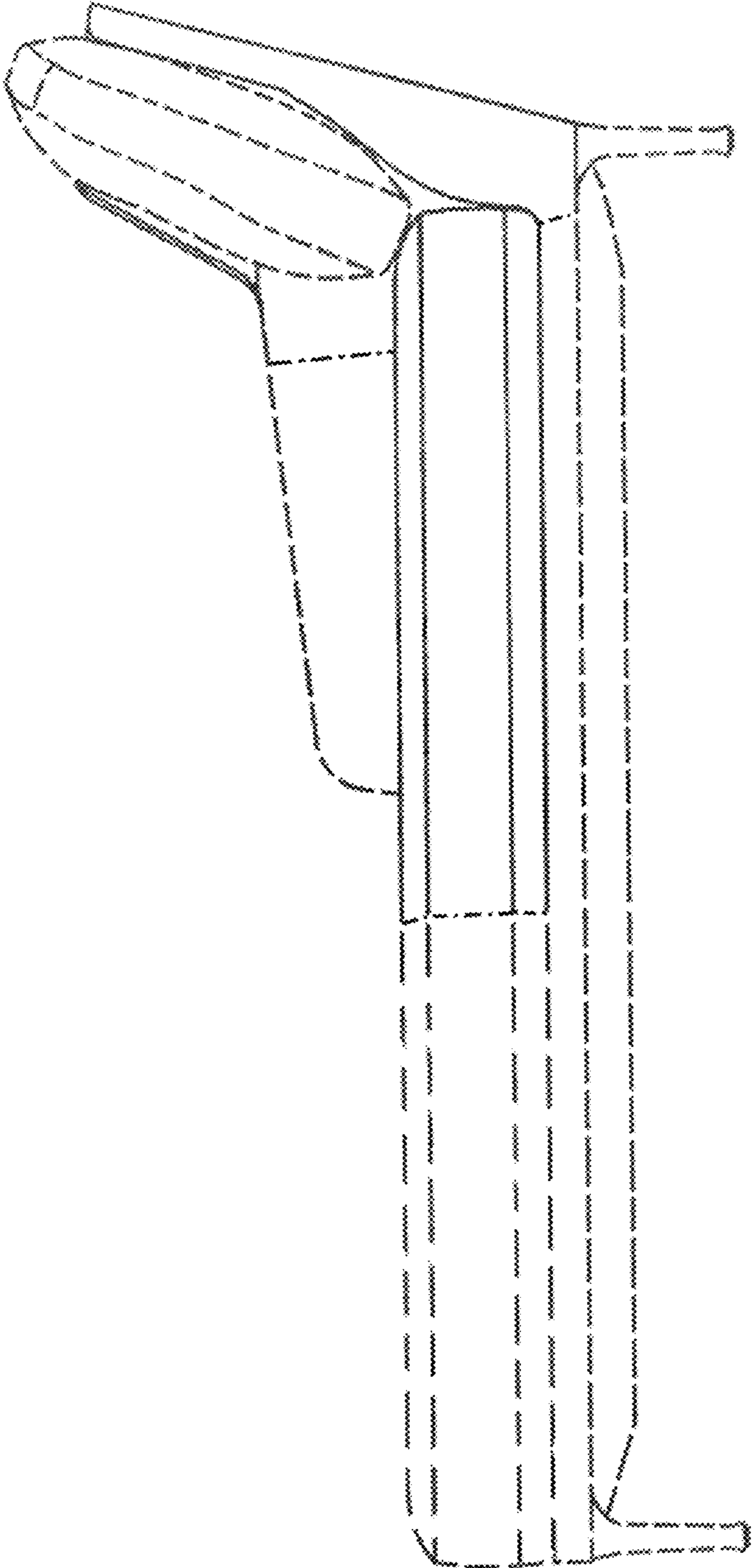


FIG. 5

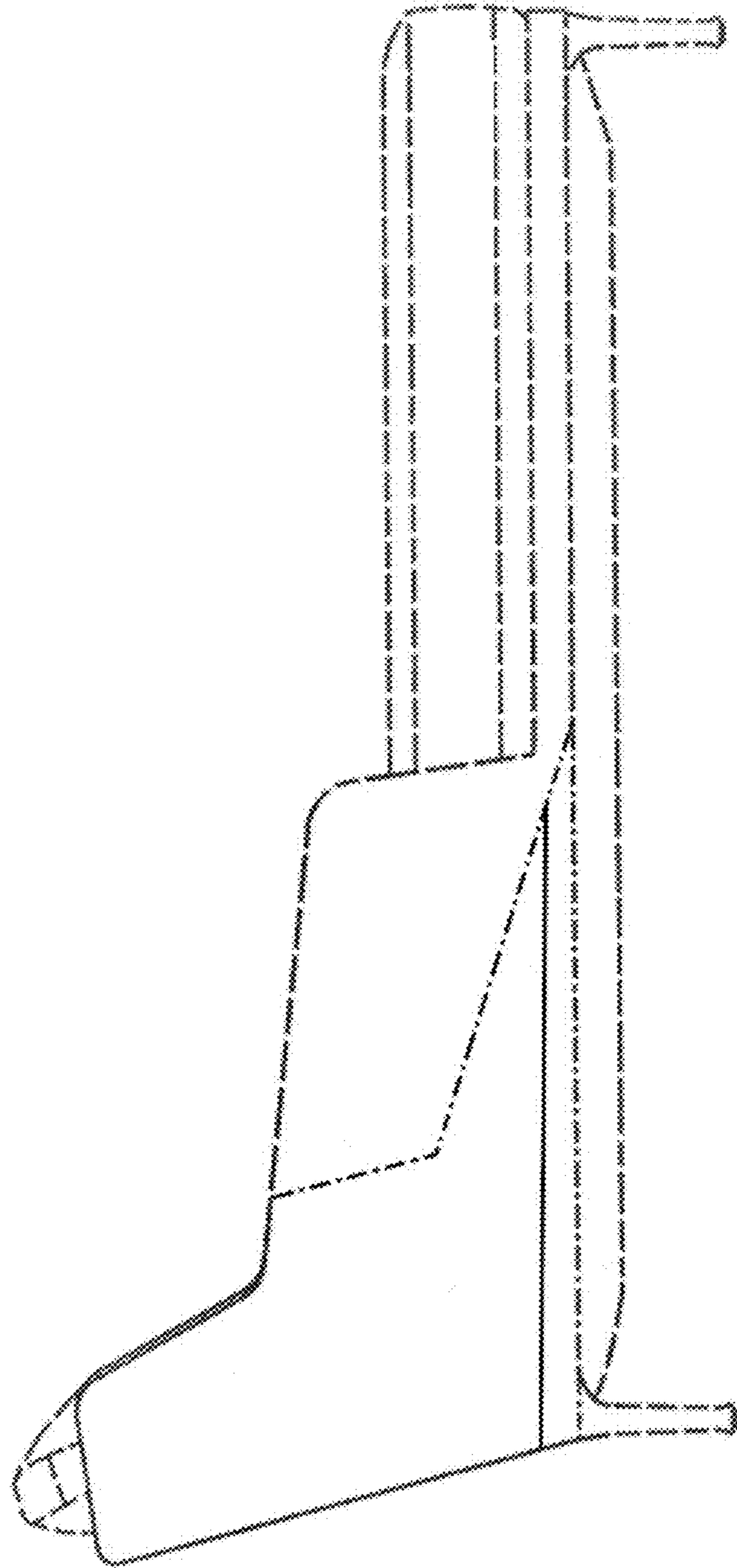


FIG. 6

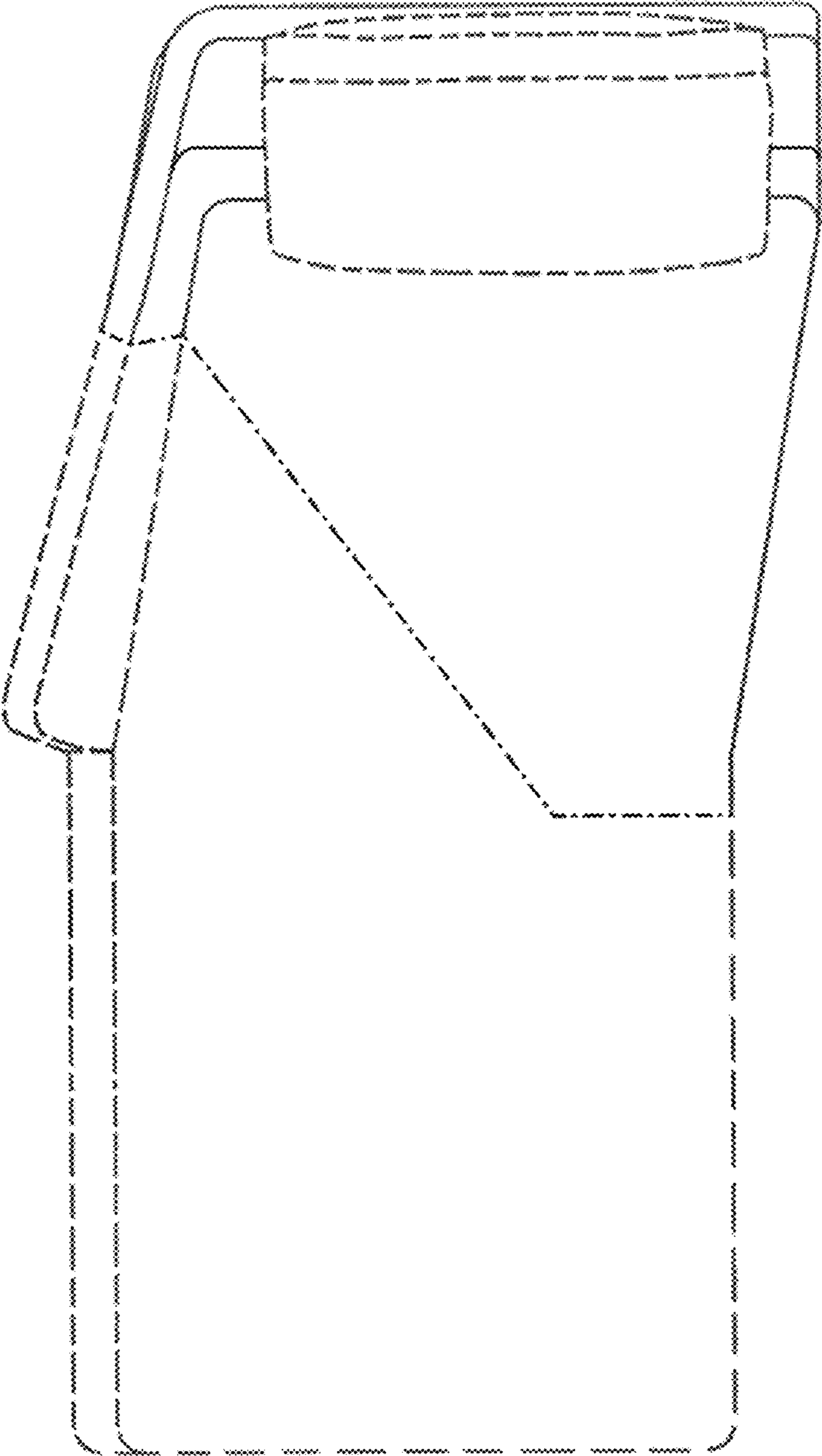


FIG. 7