



US00D911723S

(12) **United States Design Patent**
Yoo et al.

(10) **Patent No.:** **US D911,723 S**
(45) **Date of Patent:** **** Mar. 2, 2021**

(54) **INFANT SOFA**
(71) Applicant: **LG ELECTRONICS INC.**, Seoul (KR)
(72) Inventors: **Taewoo Yoo**, Seoul (KR); **Hyojin Won**, Seoul (KR); **Yeojeong Choi**, Seoul (KR); **Jahee Sohn**, Seoul (KR); **Yeonju Cho**, Seoul (KR); **Hyunki Kim**, Seoul (KR)
(73) Assignee: **LG ELECTRONICS INC.**, Seoul (KR)

D252,490 S * 7/1979 Petersilie D6/334
D252,900 S * 9/1979 Petersilie D6/377
D283,855 S * 5/1986 Kujawski D6/333
4,980,937 A * 1/1991 Mason A47D 13/08
5/655
D321,601 S * 11/1991 Zanki D6/361
D337,450 S * 7/1993 Dettinger D6/334
5,265,558 A * 11/1993 Schonrock A01K 1/0353
119/28.5
D543,037 S * 5/2007 Freedman D30/118
D559,576 S * 1/2008 Bauchet D6/381
D580,669 S * 11/2008 Vogt D6/361
D587,911 S * 3/2009 Pearson D6/334
D602,706 S * 10/2009 Cramer D6/334
D686,002 S * 7/2013 Martin D6/334
8,893,327 B1 * 11/2014 Muhammad A47D 9/00
5/101
D728,168 S * 4/2015 Richardson D30/118

(**) Term: **15 Years**

(21) Appl. No.: **29/719,405**

(22) Filed: **Jan. 3, 2020**

(30) **Foreign Application Priority Data**

Jul. 5, 2019 (KR) 30-2019-0032433

(51) **LOC (13) Cl.** **06-01**

(52) **U.S. Cl.**
USPC **D6/334; D6/374; D6/377; D6/381**

(58) **Field of Classification Search**
USPC D6/331, 333, 334, 335, 374, 375, 381,
D6/390, 391, 718.26, 377, 716, 716.1;
D30/118

CPC A47D 7/00; A47D 7/002; A47D 7/005;
A47D 7/01; A47D 7/02; A47D 9/00;
A47D 9/02; A47D 9/005; A47D 13/06;
A47D 13/061; A47D 13/066; A47D
13/068; A47D 11/00; A47D 11/005

See application file for complete search history.

(56) **References Cited**

U.S. PATENT DOCUMENTS

D212,009 S * 8/1968 Madlem D30/118
D252,489 S * 7/1979 Petersilie 5/12.1

Primary Examiner — Cathron C Brooks

(74) *Attorney, Agent, or Firm* — Birch, Stewart, Kolasch & Birch, LLP

(Continued)

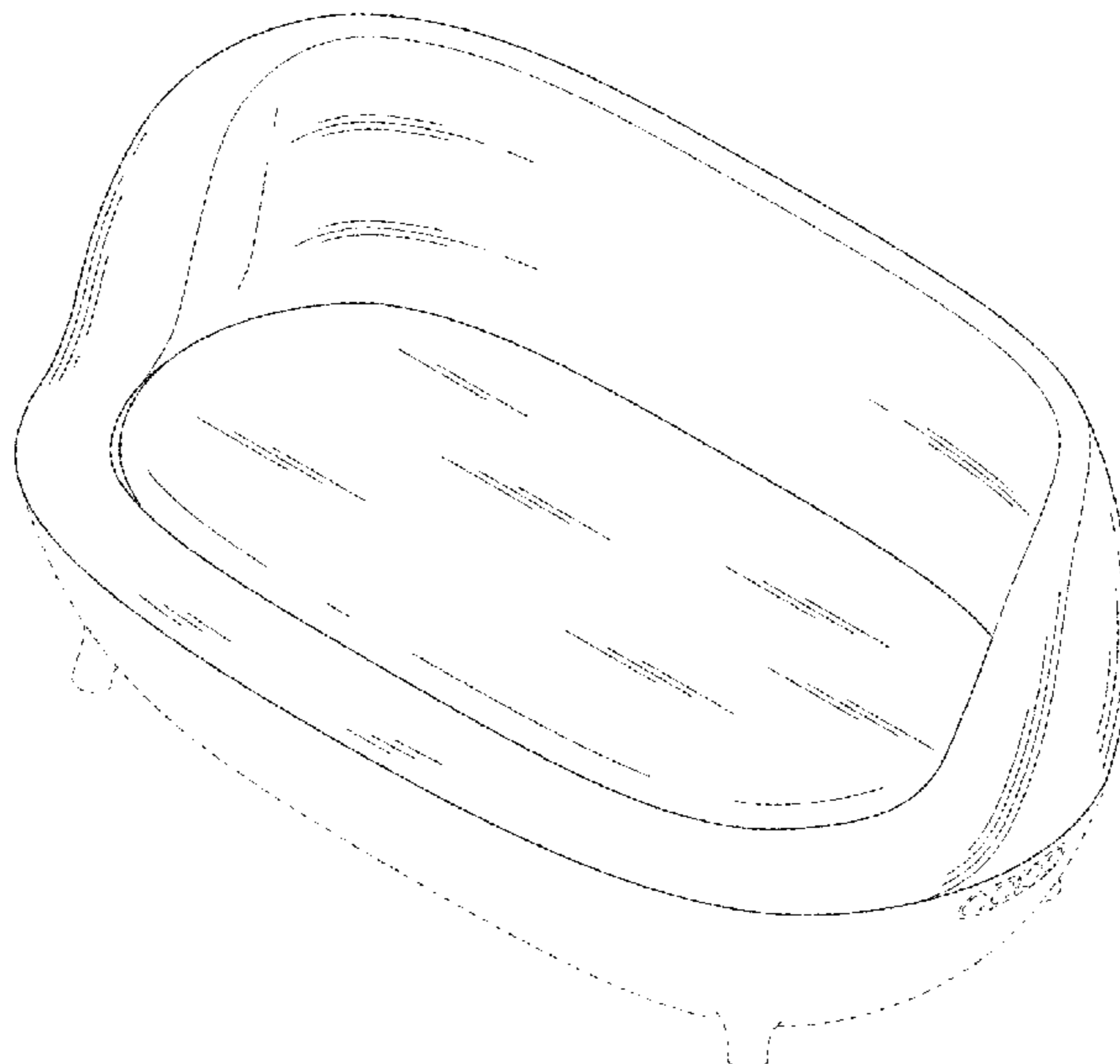
(57) **CLAIM**

The ornamental design for an infant sofa, as shown and described.

DESCRIPTION

FIG. 1 is a front perspective view of the infant sofa showing our new design;
FIG. 2 is a front view thereof;
FIG. 3 is a rear view thereof;
FIG. 4 is a left side view thereof;
FIG. 5 is a right side thereof;
FIG. 6 is a top view thereof;
FIG. 7 is a bottom view thereof; and,
FIG. 8 is another front perspective view thereof, but showing legs and a camera with lighting in broken lines.
The broken lines depict portions of the infant sofa that form no part of the claimed design.

1 Claim, 8 Drawing Sheets



(56)

References Cited

U.S. PATENT DOCUMENTS

D759,395 S * 6/2016 Hashemi D6/336
D776,949 S * 1/2017 Hashemi D6/361
D777,461 S * 1/2017 Hashemi D6/361
D778,078 S * 2/2017 Wang D6/348
D819,985 S * 6/2018 Clabaugh D6/333
D821,773 S * 7/2018 Hale D6/375
D821,775 S * 7/2018 Levine D6/377
2005/0155155 A1 * 7/2005 Kassai A47D 15/008
5/732
2008/0022935 A1 * 1/2008 Fine A01K 1/0353
119/28.5
2014/0259359 A1 * 9/2014 Yaari A47D 9/00
4/546
2015/0250329 A1 * 9/2015 Murray A47G 9/0215
5/101
2019/0125099 A1 * 5/2019 El Mali A47D 9/00

* cited by examiner

FIG. 1

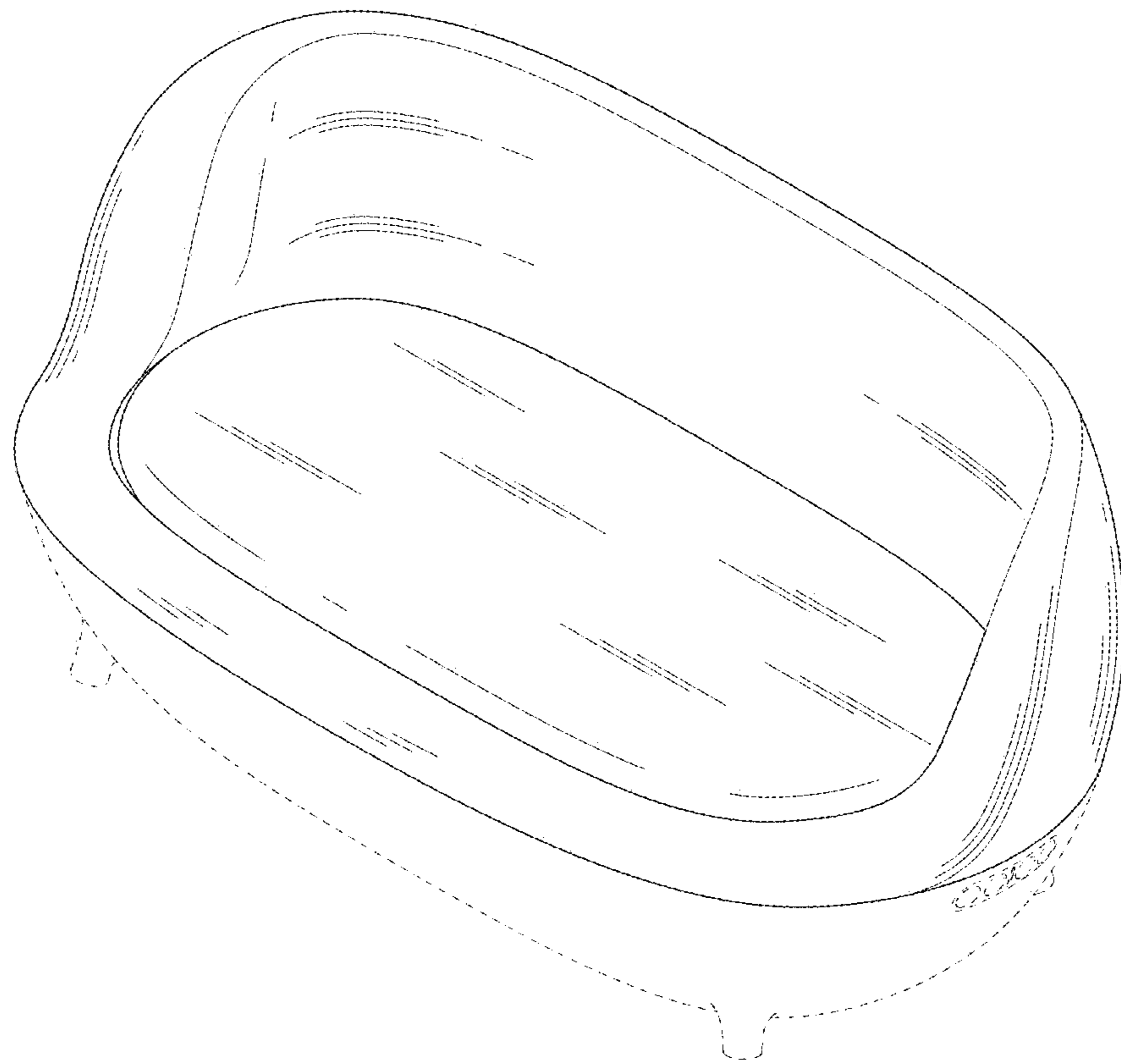


FIG. 2

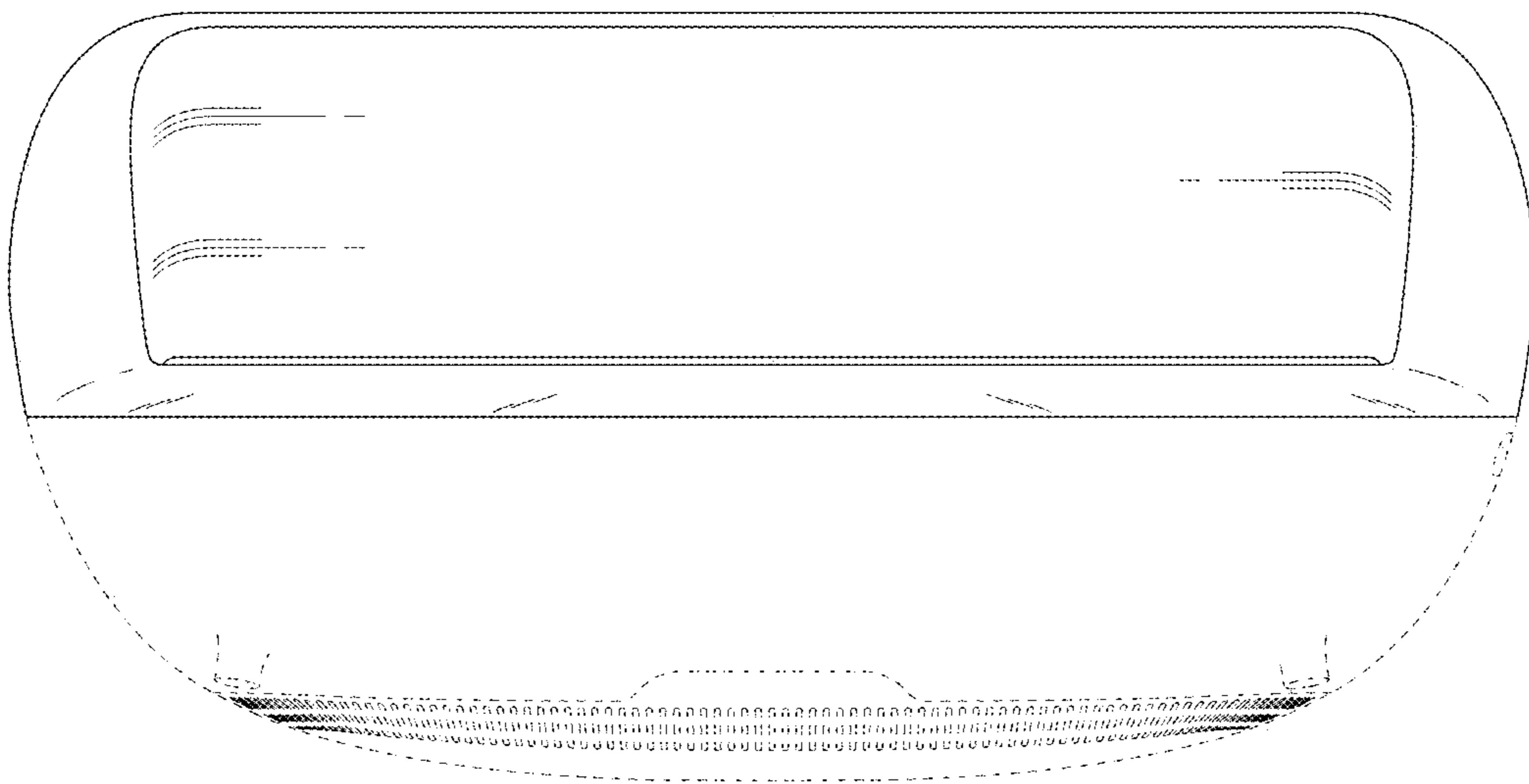


FIG. 3

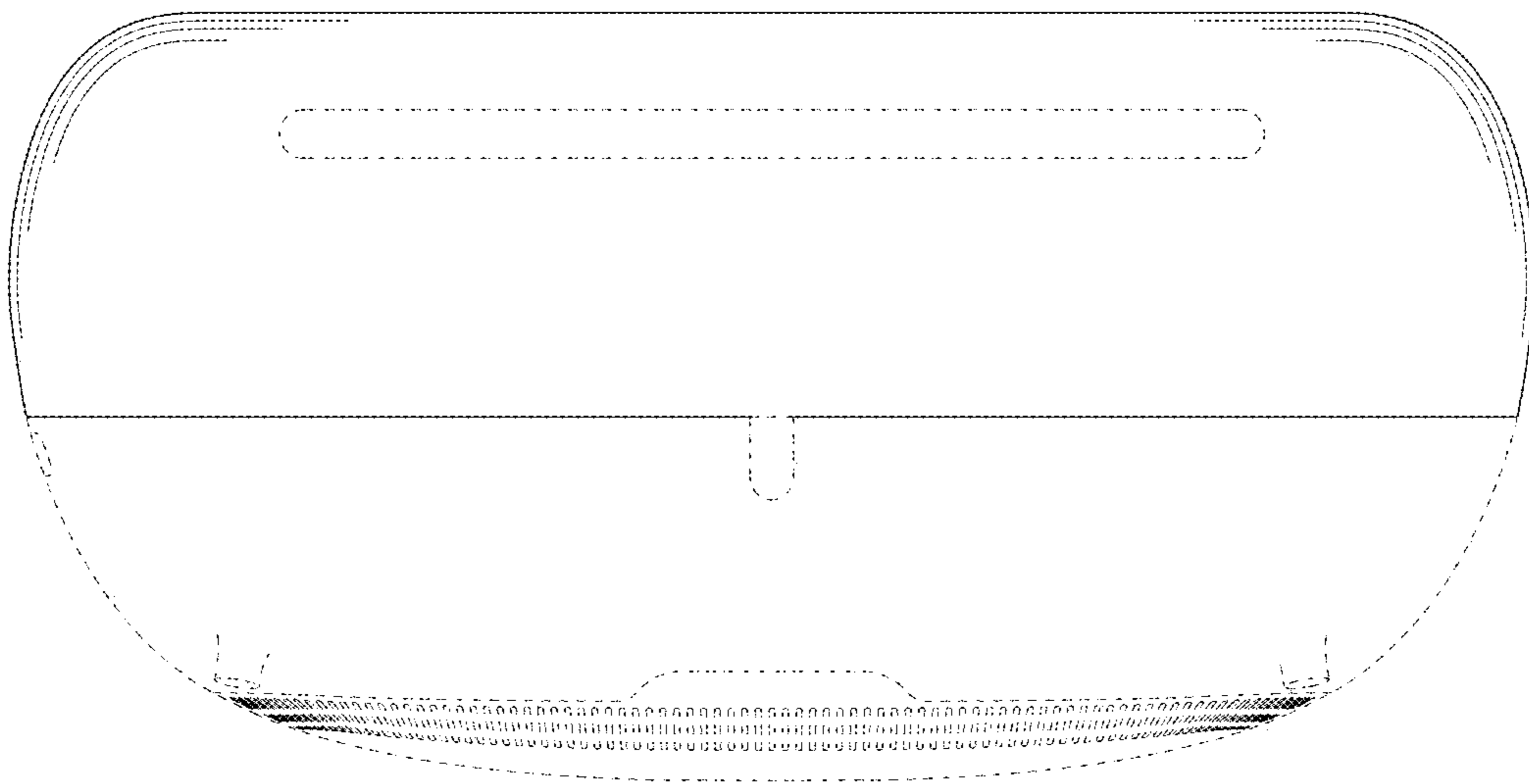


FIG. 4

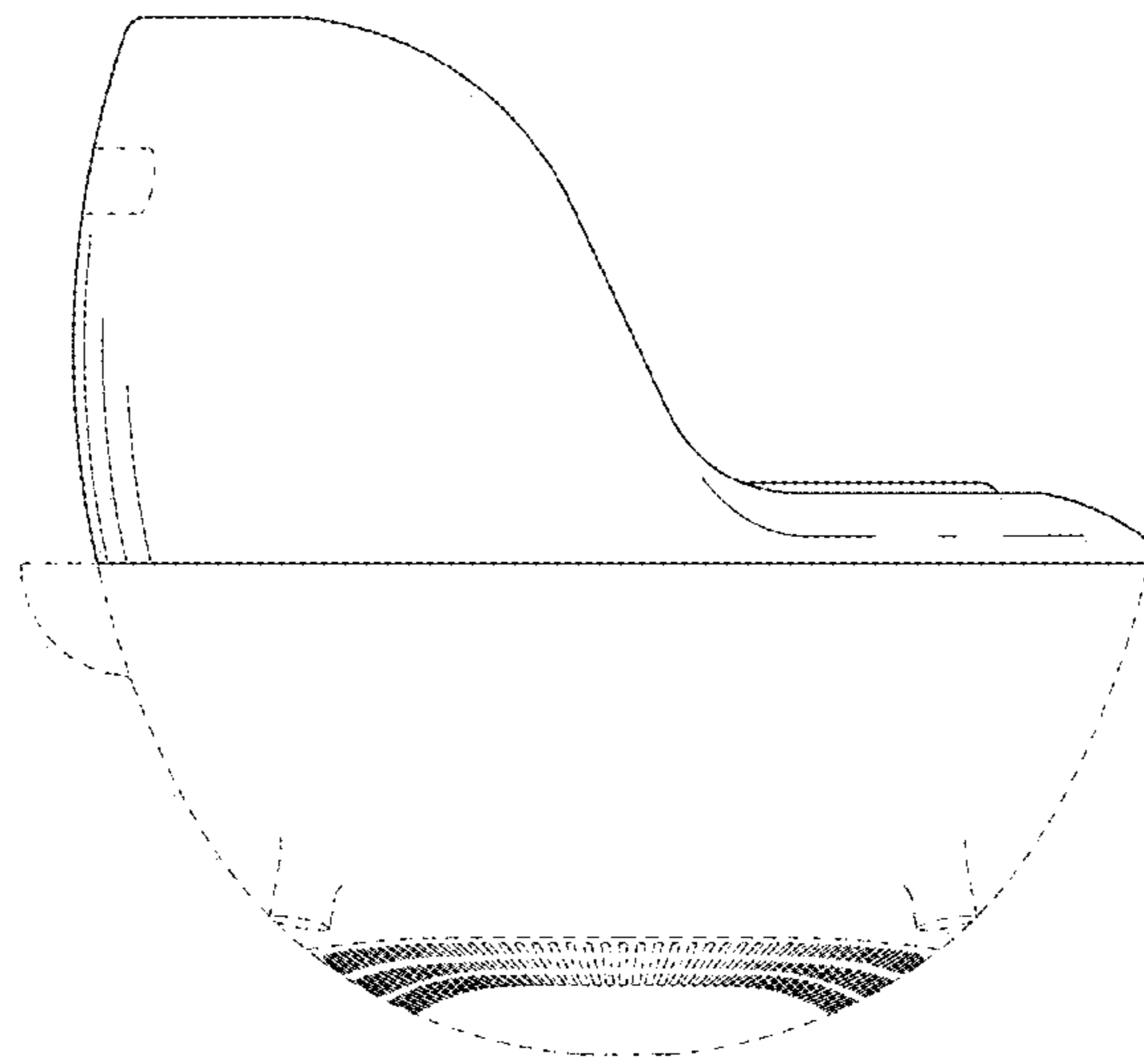


FIG. 5

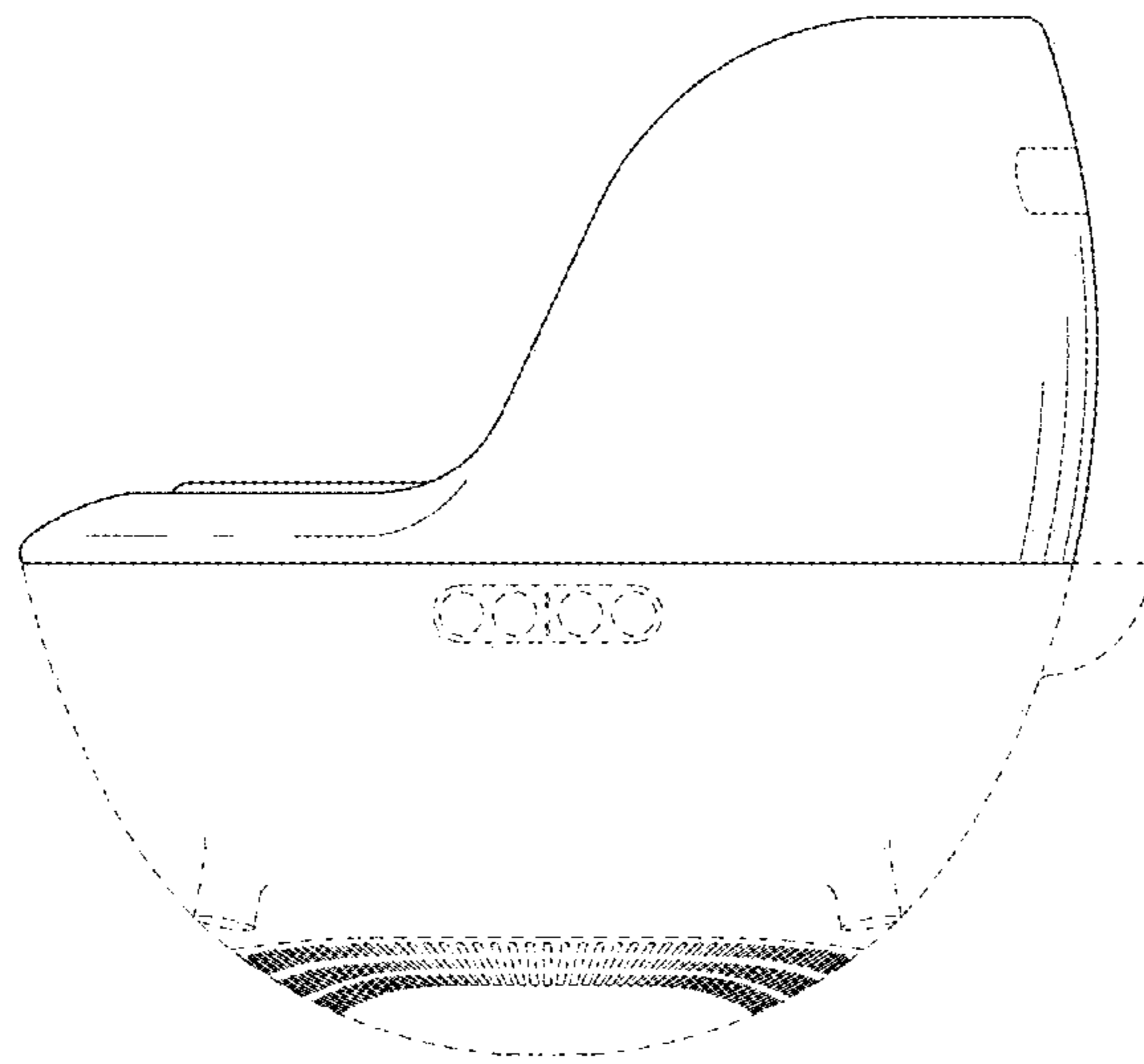


FIG. 6

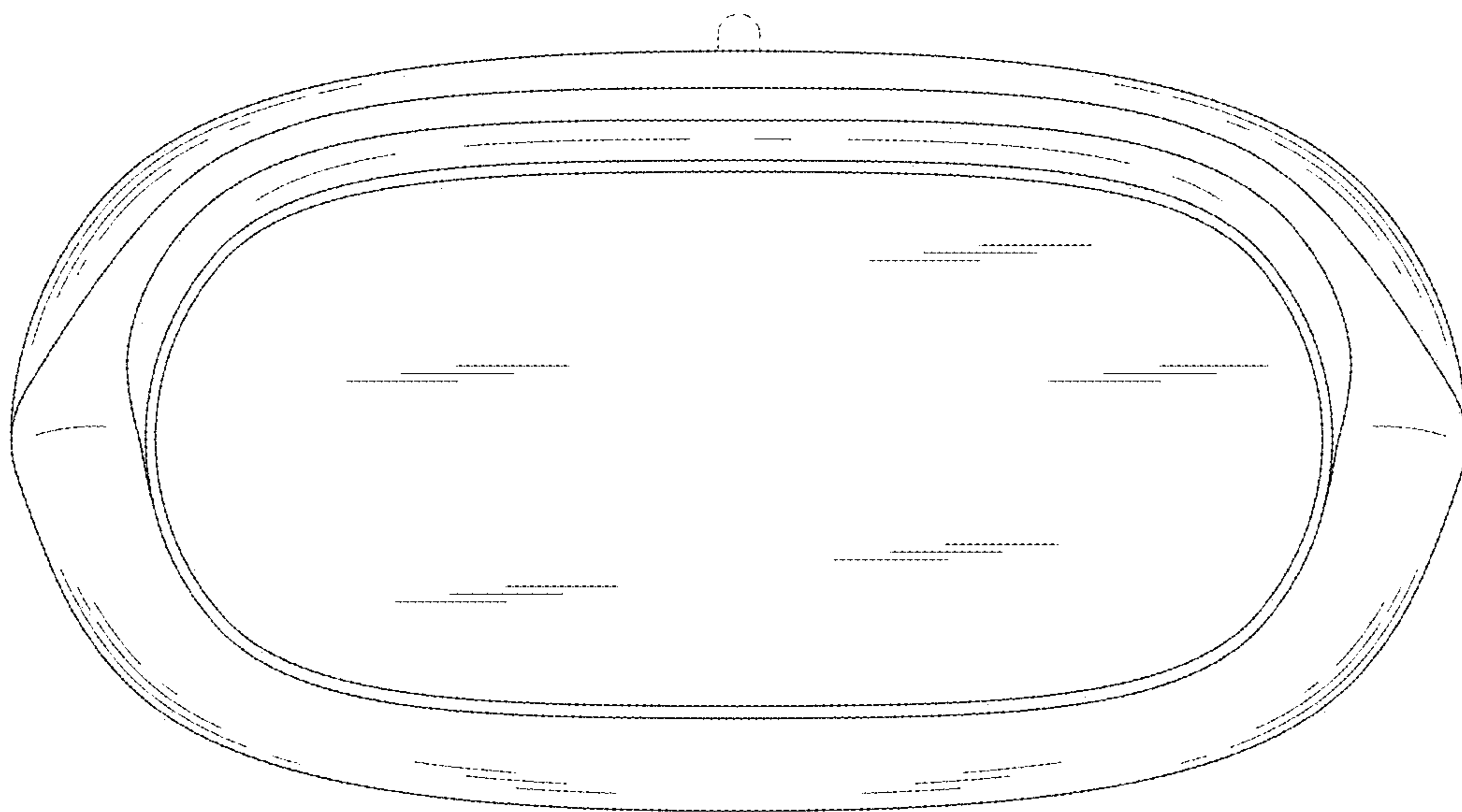


FIG. 7

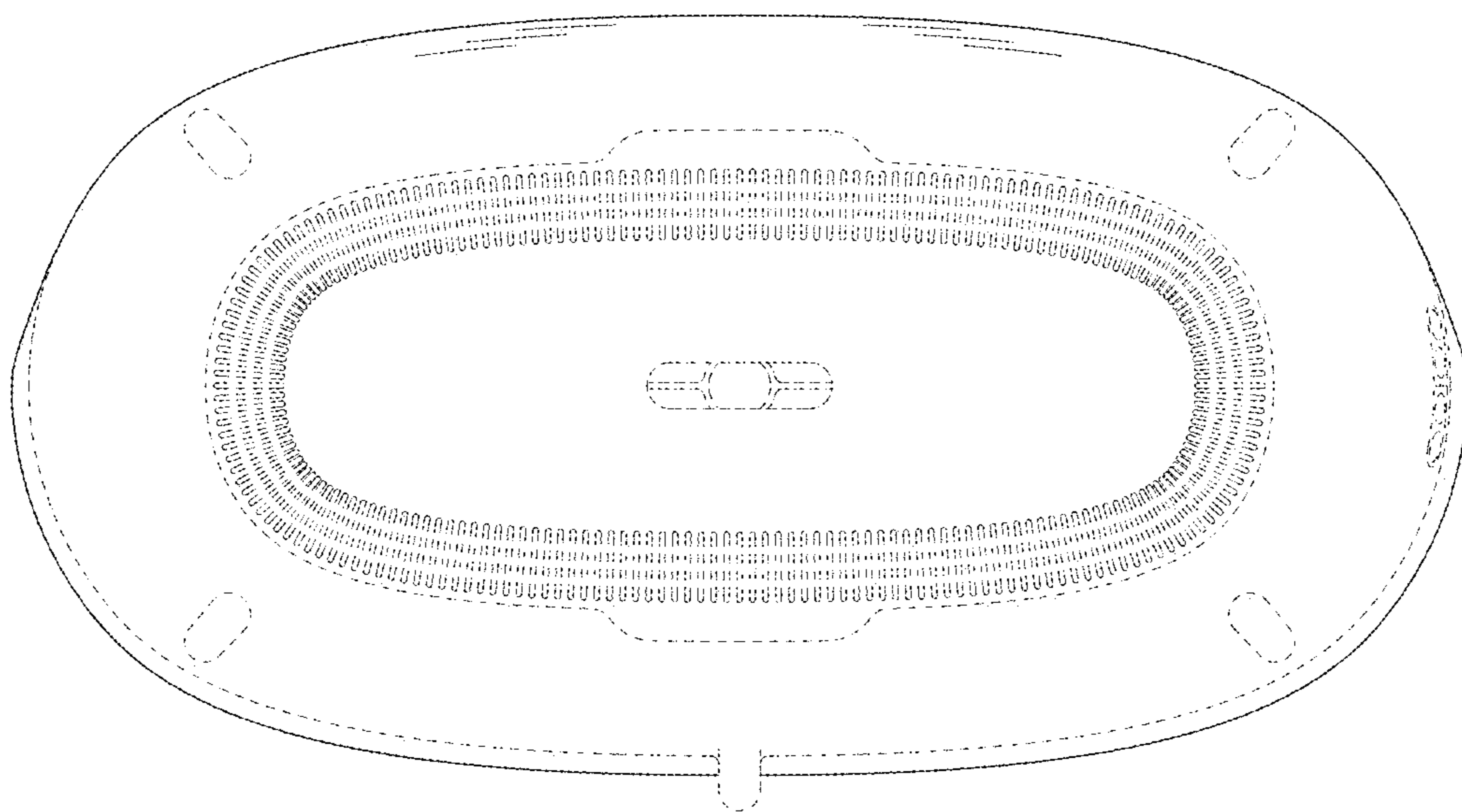


FIG. 8

