



US00D911718S

(12) **United States Design Patent**
Johnson

(10) **Patent No.:** **US D911,718 S**
(45) **Date of Patent:** **** Mar. 2, 2021**

- (54) **BRUSH**
- (71) Applicant: **Lawrence Johnson**, Puyallup, WA (US)
- (72) Inventor: **Lawrence Johnson**, Puyallup, WA (US)
- (**) Term: **15 Years**
- (21) Appl. No.: **29/697,079**
- (22) Filed: **Jul. 3, 2019**
- (51) **LOC (13) Cl.** **04-01**
- (52) **U.S. Cl.**
USPC **D4/130; D32/50**
- (58) **Field of Classification Search**
USPC D4/100, 102, 109, 114, 115, 116, 117,
D4/118, 119, 120, 121, 122, 123, 124,
D4/125, 126, 127, 128, 129, 130, 131,
D4/132, 133, 134, 135, 136, 137, 138,
D4/199; D32/40, 41, 42, 45, 46, 49, 50,
D32/51; D9/436; D5/57, 59
CPC A46B 5/02; A46B 2200/3033; A46B
2200/3073; A46B 2200/302
See application file for complete search history.

(56) **References Cited**

U.S. PATENT DOCUMENTS

- 490,472 A * 1/1893 Clements A46B 15/0055
15/111
- 1,028,211 A * 6/1912 Jeath 15/167.1
- 4,882,802 A * 11/1989 LeVere, Jr. A46B 5/0054
15/144.1
- 5,868,374 A * 2/1999 Lomando A46B 17/02
15/246
- 5,870,794 A * 2/1999 Harpell A46B 15/0055
15/105
- D454,250 S * 3/2002 Forrest D4/100
- 6,772,466 B2 * 8/2004 Ziegler A46B 9/02
15/160
- D646,849 S * 10/2011 Robinson D28/46
- D715,557 S * 10/2014 Brewer D4/102

D744,757 S * 12/2015 Schouten D4/115
D804,123 S * 11/2017 Orsino D32/51
10,674,808 B2 * 6/2020 Hohlbein A46D 1/0292
(Continued)

Primary Examiner — Karen E Eldridge Powers


(57) **CLAIM**

The ornamental design for a brush, as shown and described.

DESCRIPTION

FIG. 1 is a front, top and left side perspective view of a brush, showing my new design;
FIG. 2 is a front, bottom and left side perspective view thereof;
FIG. 3 is a rear, top and right side perspective view thereof;
FIG. 4 is a rear, bottom and right side perspective view thereof;
FIG. 5 is a front elevational view thereof;
FIG. 6 is a rear elevational view thereof;
FIG. 7 is a left side elevation view thereof;
FIG. 8 is a right side elevational view thereof;
FIG. 9 is a top plan view thereof;
FIG. 10 is a bottom plan view thereof;
FIG. 11 is an enlarged fragmentary view taken from the central portion of the top of the article, illustrating the bristle arrangement in greater detail;
FIG. 12 is an enlarged fragmentary view taken from the rear and left side portion of the article, illustrating the bristle arrangement in greater detail; and,
FIG. 13 is an enlarged fragmentary view taken from the front and top portion of the article, illustrating the bristle arrangement in greater detail.
The broken lines in the drawing figures illustrate environmental structure and form no part of the claimed design.

1 Claim, 13 Drawing Sheets



(56)

References Cited

U.S. PATENT DOCUMENTS

2015/0135456 A1* 5/2015 Kirchofer B29C 45/1671
15/160

* cited by examiner

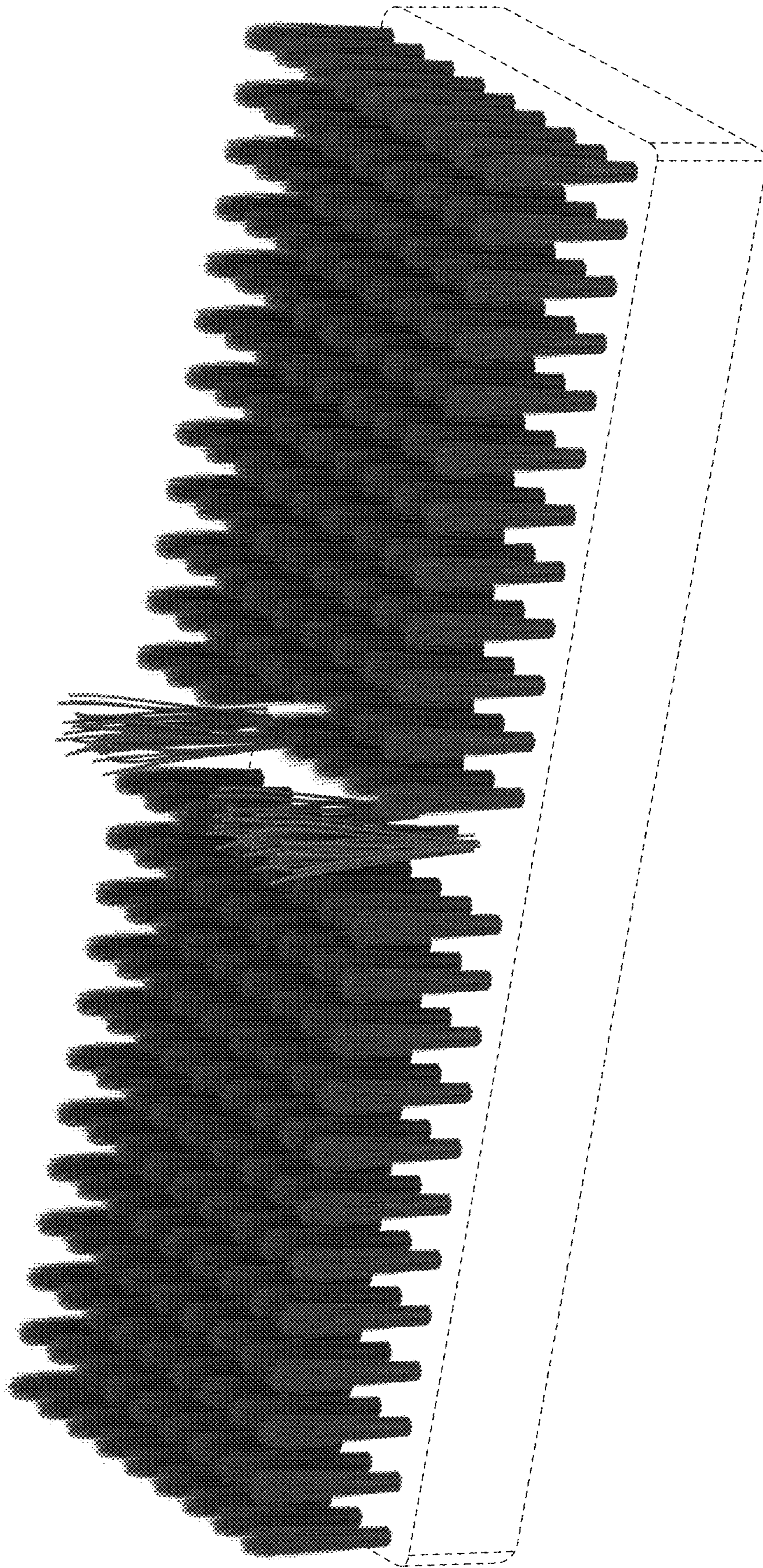


FIG. 1

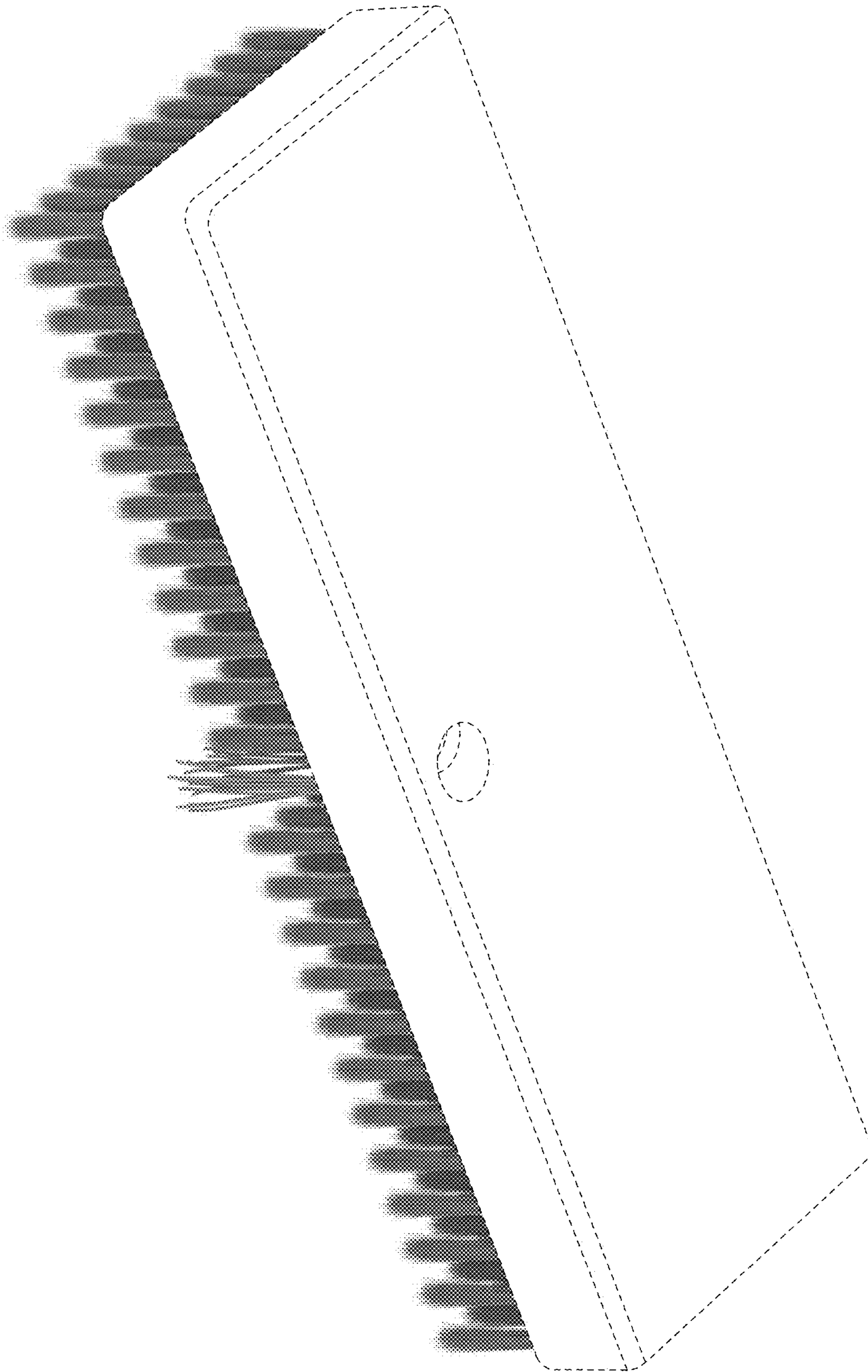


FIG. 2

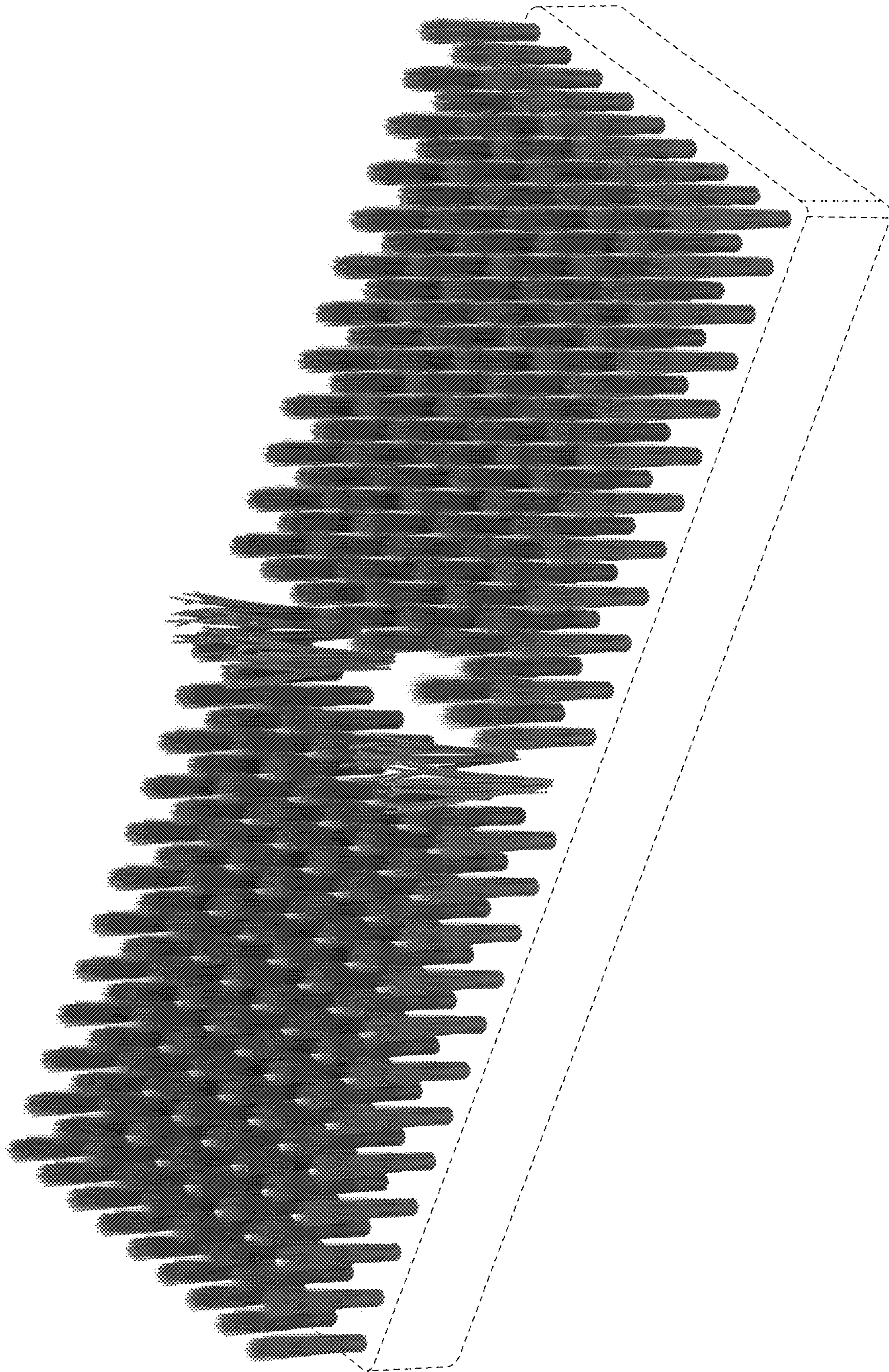


FIG. 3

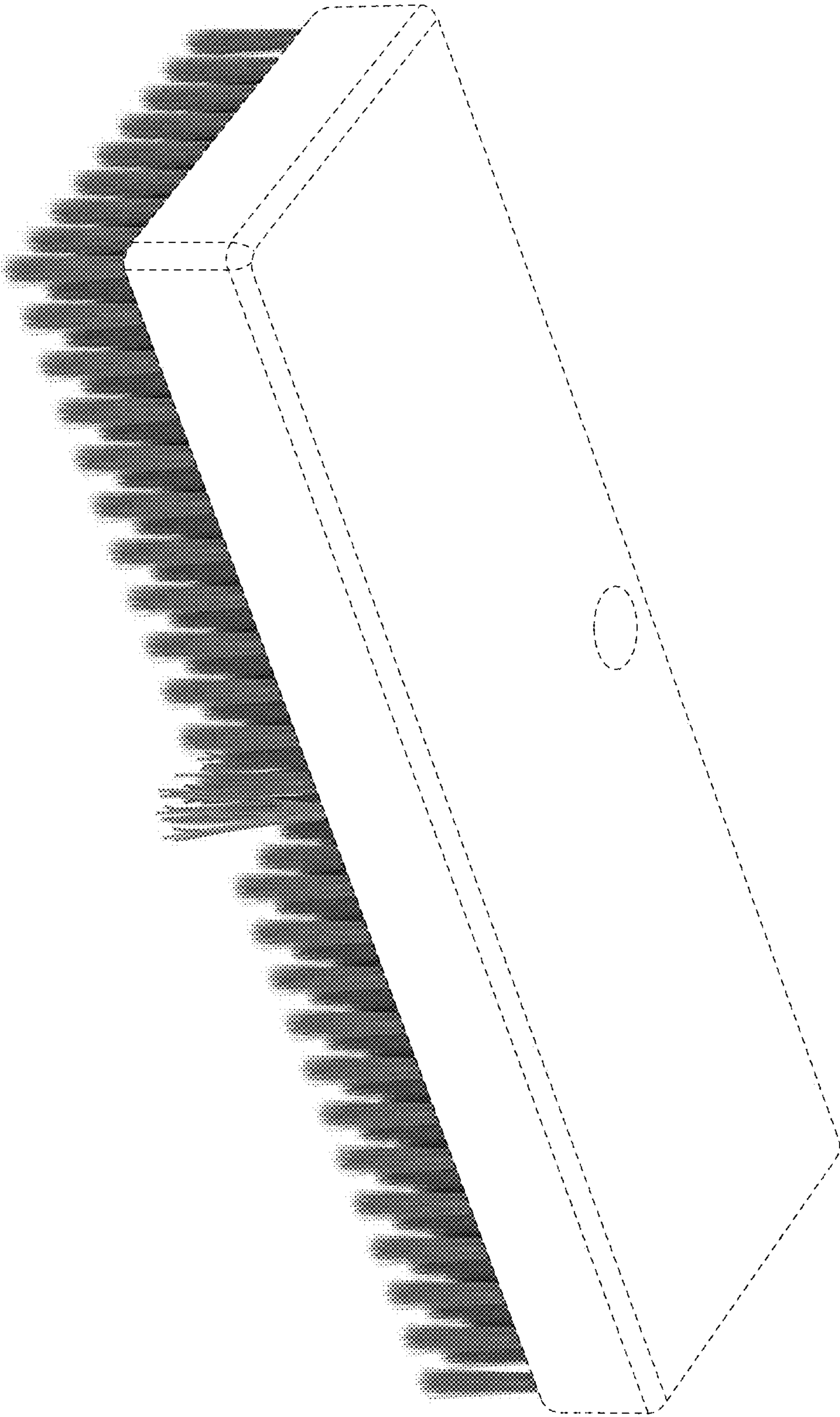


FIG. 4




FIG. 5




FIG. 6




FIG. 7




FIG. 8

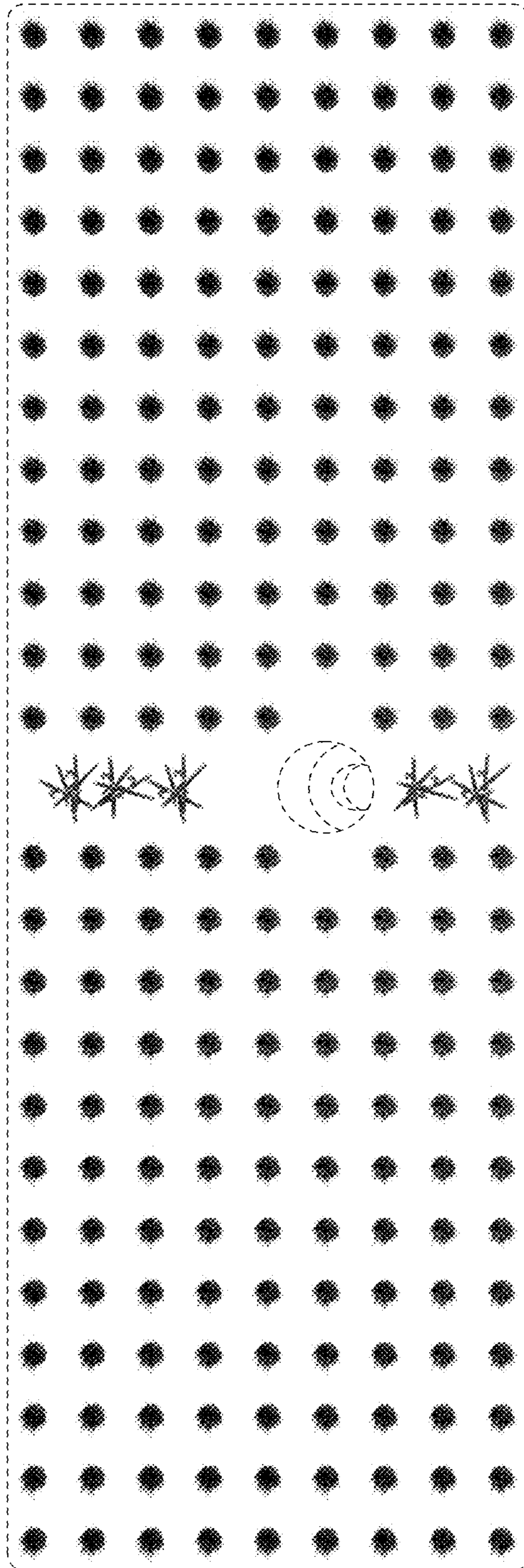


FIG. 9




FIG. 10




FIG. 11




FIG. 12




FIG. 13