



US00D911714S

(12) **United States Design Patent** (10) **Patent No.:** **US D911,714 S**  
**Okai et al.** (45) **Date of Patent:** **\*\* Mar. 2, 2021**

(54) **ELECTRIC TOOTHBRUSH HANDLE**  
(71) Applicant: **Colgate-Palmolive Company**, New York, NY (US)  
(72) Inventors: **Takahide Okai**, Highland Park, NJ (US); **Brian Bloch**, Hillsborough, NJ (US); **Brett Newman**, San Francisco, CA (US); **Kyle Swen**, San Carlos, CA (US); **Francois Dransart**, San Francisco, CA (US); **Carly Byungyeon Kim**, San Francisco, CA (US)

D436,734 S 1/2001 Van Gelder  
D482,201 S 11/2003 Long  
D611,712 S 3/2010 Stoerkel et al.  
7,845,042 B2 12/2010 Moskovich et al.  
D632,894 S 2/2011 Shigeno et al.  
D653,035 S 1/2012 Gebski  
8,443,476 B2 5/2013 Hilscher et al.  
8,500,766 B2 8/2013 Jimenez et al.  
8,522,386 B2 9/2013 Hohlbein  
8,561,247 B2 10/2013 Moskovich et al.  
D703,955 S 5/2014 Nanda  
8,851,782 B2 10/2014 Pei  
9,168,117 B2 10/2015 Yoshida et al.

(Continued)

(73) Assignee: **Colgate-Palmolive Company**, New York, NY (US)

**FOREIGN PATENT DOCUMENTS**

(\*\*) Term: **15 Years**

CN 3323357 9/2003  
CN 301054685 11/2009

(Continued)

(21) Appl. No.: **29/741,076**

*Primary Examiner* — Karen E Eldridge Powers

(22) Filed: **Jul. 9, 2020**

**Related U.S. Application Data**

(62) Division of application No. 29/673,742, filed on Dec. 18, 2018, now Pat. No. Des. 892,506.

(51) **LOC (13) Cl.** ..... **28-03**

(52) **U.S. Cl.**  
USPC ..... **D4/101**

(58) **Field of Classification Search**  
USPC ..... D4/100, 101, 102, 104, 105, 106, 107, D4/108, 109, 110, 111, 112, 113, 114, D4/115; 15/167.1; D24/146  
CPC ..... A46B 2200/1066; A46B 9/04; A46B 15/0081; A61C 17/222; A61C 17/24; A61C 17/26

See application file for complete search history.

(56) **References Cited**

**U.S. PATENT DOCUMENTS**

4,827,550 A 5/1989 Graham et al.  
D360,760 S 8/1995 Halm

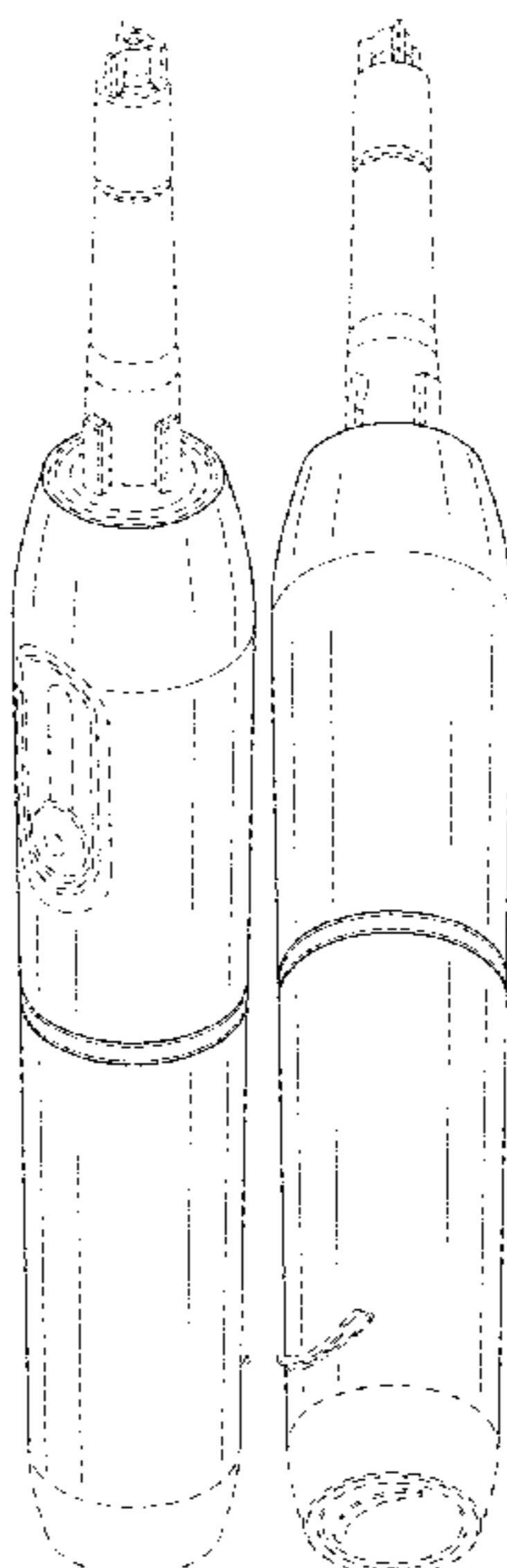
(57) **CLAIM**

The ornamental design for an electric toothbrush handle, as shown and described.

**DESCRIPTION**

FIG. 1 is a front perspective view of an electric toothbrush handle according to an embodiment of the new design; FIG. 2 is a rear perspective view thereof; FIG. 3 is a front elevation view thereof; FIG. 4 is a rear elevation view thereof; FIG. 5 is a left side elevation view thereof; FIG. 6 is a right side elevation view thereof; FIG. 7 is a top plan view thereof; and, FIG. 8 is a bottom plan view thereof. The broken lines in the drawings illustrate portions of the article that form no part of the claimed design.

**1 Claim, 4 Drawing Sheets**



(56)

References Cited

U.S. PATENT DOCUMENTS

D749,851 S 2/2016 Watkins  
 D757,439 S \* 5/2016 Shigeno ..... D4/101  
 D758,736 S \* 6/2016 Shigeno ..... D4/101  
 D767,896 S \* 10/2016 Shigeno ..... D4/101  
 D774,771 S 12/2016 Yoshida et al.  
 D774,775 S 12/2016 Buchholz  
 D775,835 S 1/2017 Yoshida et al.  
 D780,456 S 3/2017 Shigeno et al.  
 D791,485 S 7/2017 McGarry et al.  
 D798,060 S 9/2017 Shigeno et al.  
 D799,218 S 10/2017 Okai  
 D799,835 S 10/2017 Okai  
 D801,698 S 11/2017 LaFortune et al.  
 D812,912 S 3/2018 Eidenbenz  
 10,022,208 B2 7/2018 Yoshida et al.  
 D824,677 S 8/2018 Tseng et al.  
 D832,521 S 10/2018 West  
 D846,883 S 4/2019 Bloch et al.  
 D849,408 S 5/2019 Bloch et al.  
 D851,938 S 6/2019 Bloch et al.  
 D858,105 S 9/2019 Okai et al.  
 D861,351 S 10/2019 Albay et al.  
 10,449,022 B2 10/2019 Okai  
 D867,762 S 11/2019 Bloch et al.  
 10,463,462 B2 11/2019 Okai  
 10,500,023 B2 12/2019 Okai  
 D892,506 S \* 8/2020 Okai ..... D4/101  
 2019/0175320 A1 6/2019 Bloch et al.  
 2020/0289246 A1 \* 9/2020 Bloch ..... A61C 17/222

FOREIGN PATENT DOCUMENTS

CN 301136943 2/2010  
 CN 301150823 3/2010  
 CN 301517889 4/2011  
 CN 301736979 11/2011  
 CN 302655801 11/2013  
 CN 302712322 1/2014  
 CN 302951500 10/2014  
 CN 303137887 3/2015  
 CN 303228612 6/2015  
 CN 303291741 7/2015  
 CN 303485297 12/2015  
 CN 303485300 12/2015  
 CN 303555842 1/2016  
 CN 303568996 1/2016  
 CN 303582077 2/2016  
 CN 303600325 3/2016  
 CN 303630115 3/2016  
 CN 303651162 4/2016  
 CN 303658434 5/2016  
 CN 303705050 6/2016  
 CN 303705073 6/2016

CN 303731682 6/2016  
 CN 303758098 7/2016  
 CN 303781887 8/2016  
 CN 303810436 8/2016  
 CN 303857368 9/2016  
 CN 303858605 9/2016  
 CN 303873245 9/2016  
 CN 303919026 11/2016  
 CN 303962142 12/2016  
 CN 303972535 12/2016  
 CN 303990679 12/2016  
 CN 304097979 4/2017  
 CN 304108472 4/2017  
 CN 304120816 5/2017  
 CN 304124146 5/2017  
 CN 304134556 5/2017  
 CN 304181219 6/2017  
 CN 304189305 6/2017  
 CN 304251488 8/2017  
 CN 304267080 9/2017  
 CN 304276474 9/2017  
 CN 304276504 9/2017  
 CN 304329326 10/2017  
 CN 304929686 12/2018  
 CN 305191008 5/2019  
 EM 001078414-0007 5/2009  
 EM 001127815-0002 6/2009  
 EM 001787714-0004 12/2010  
 EM 001255947-0002 4/2011  
 EM 001312672-0001 2/2012  
 EM 002012328-0001 4/2012  
 EM 002012328-0002 4/2012  
 EM 001317358-0002 5/2012  
 EM 001333496-0001 7/2012  
 EM 002163675-0002 1/2013  
 EM 002218651-0001 7/2013  
 EM 002218651-0002 7/2013  
 EM 001413454-0001 6/2014  
 EM 002422949-0001 9/2014  
 EM 002424069-0001 9/2014  
 EM 002488676-0001 1/2015  
 EM 002488676-0002 1/2015  
 EM 002637884-0001 2/2015  
 EM 004043263-0001 6/2017  
 EM 004119089-0001 7/2017  
 EM 004140150-0001 8/2017  
 EM 004173342-0003 9/2017  
 EM 004173342-0004 9/2017  
 EM 001468458-0007 9/2018  
 JP D1164402 2/2003  
 JP D1212185 7/2004  
 JP D1212254 7/2004  
 JP D1419789 8/2011  
 JP 1619012 11/2018  
 KR 3005384630000 9/2009  
 TW 308482 6/1997

\* cited by examiner

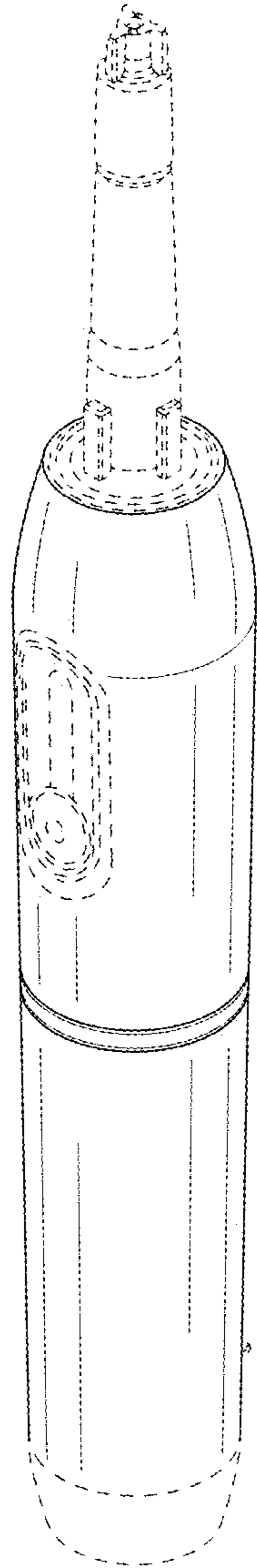


FIG. 1

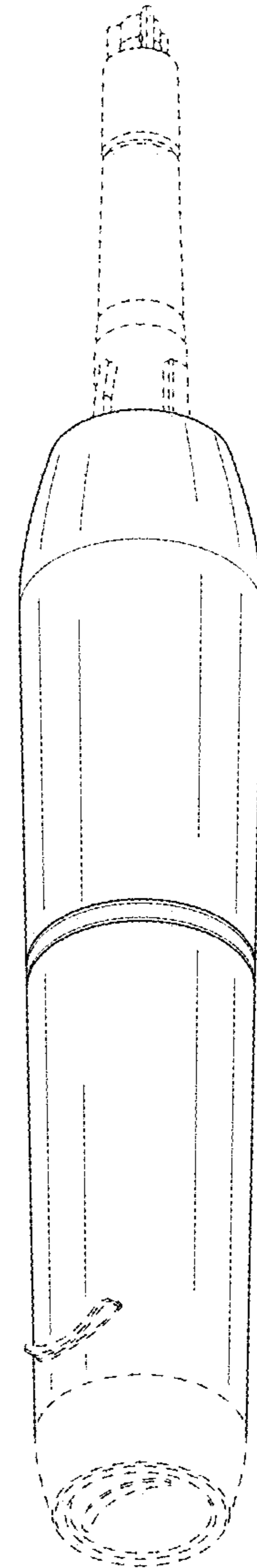


FIG. 2

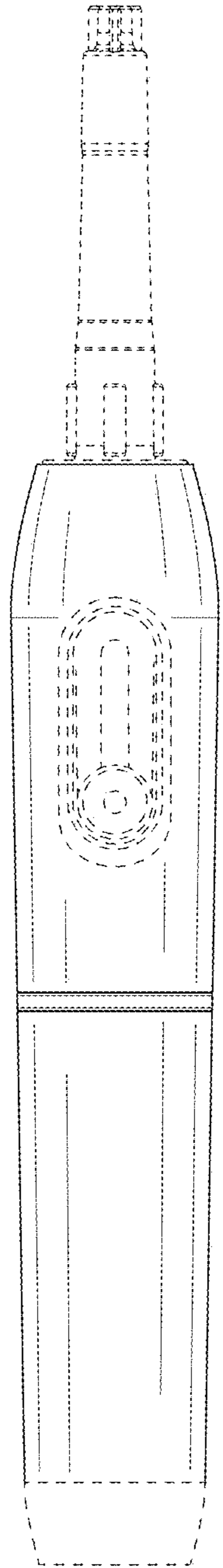


FIG. 3

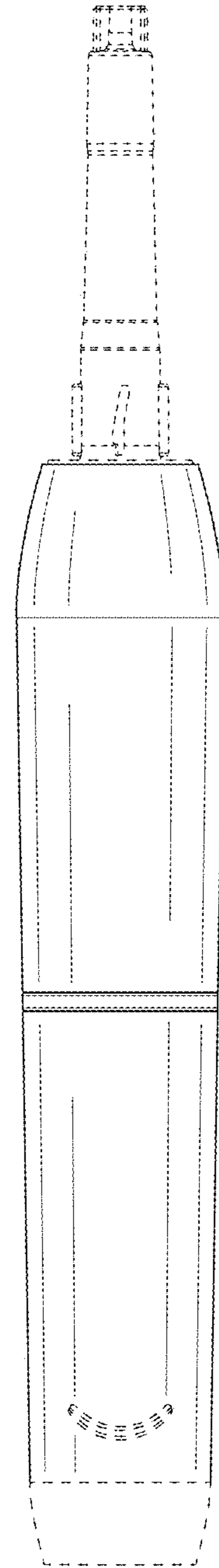


FIG. 4




FIG. 5




FIG. 6

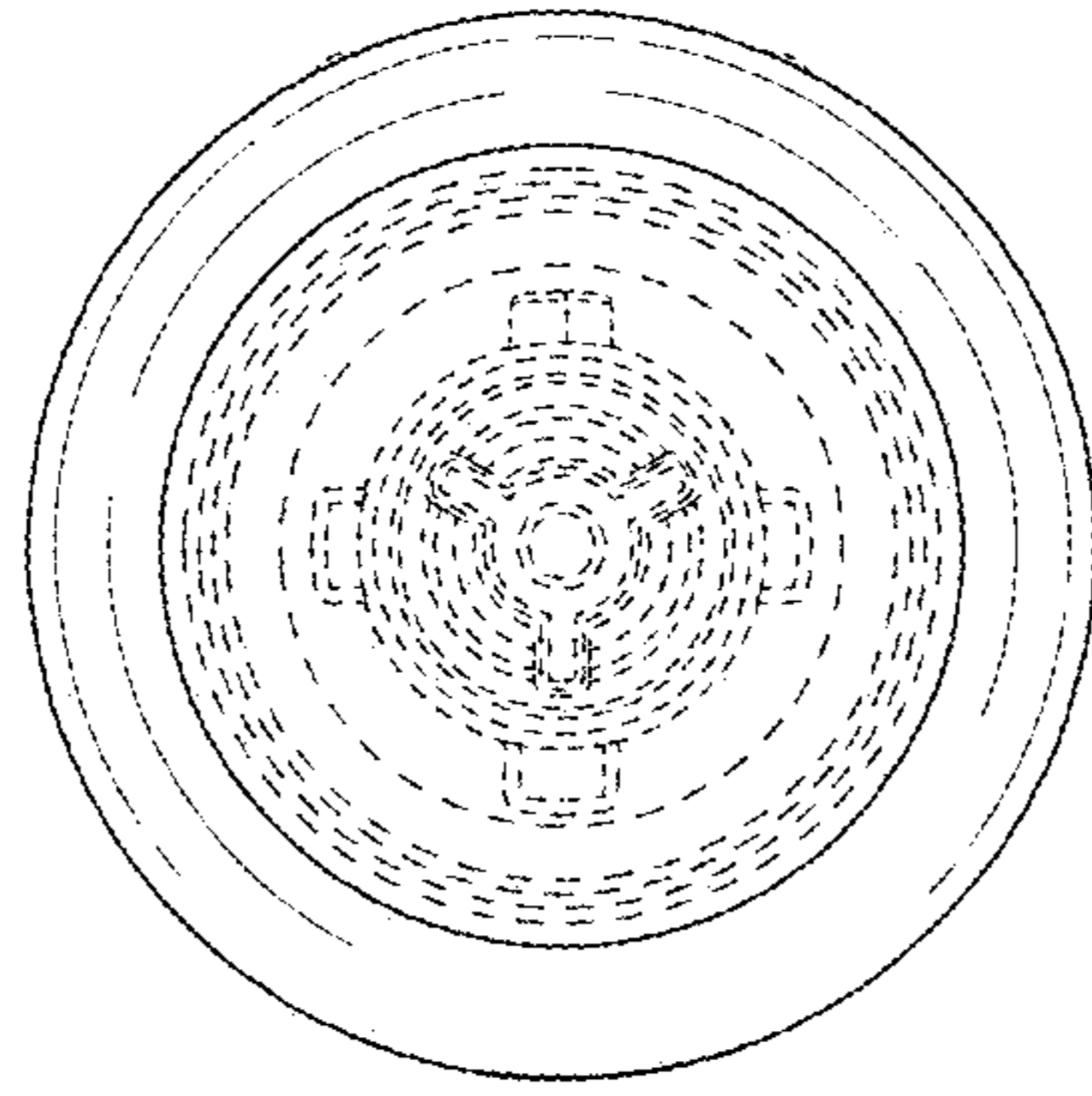


FIG. 7

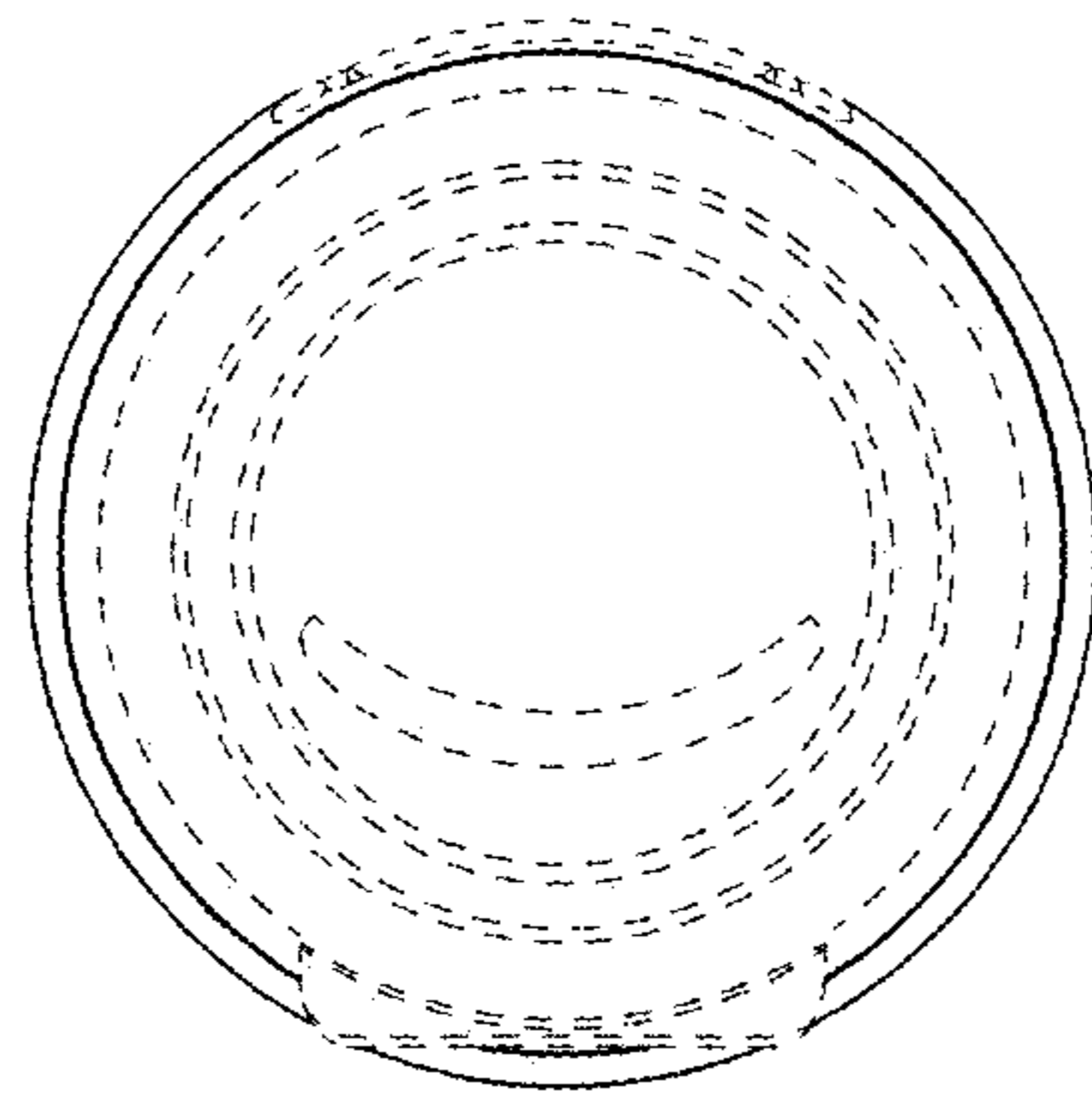


FIG. 8