



US00D911699S

(12) **United States Design Patent**
McMillan

(10) **Patent No.:** **US D911,699 S**
(45) **Date of Patent:** **** Mar. 2, 2021**

- (54) **SHOE**
- (71) Applicant: **NIKE, Inc.**, Beaverton, OR (US)
- (72) Inventor: **Graeme McMillan**, Portland, OR (US)
- (73) Assignee: **NIKE, Inc.**, Beaverton, OR (US)
- (**) Term: **15 Years**
- (21) Appl. No.: **29/691,631**
- (22) Filed: **May 17, 2019**
- (51) **LOC (13) Cl.** **02-04**
- (52) **U.S. Cl.**
USPC **D2/973**
- (58) **Field of Classification Search**
USPC D2/896, 902, 904, 906–908, 944, 969,
D2/972–974; D5/47, 49, 50, 53, 54, 56,
D5/60
CPC ... A43B 13/181; A43B 13/141; A43B 13/186;
A43B 13/188; A43B 23/00; A43B 23/02;
A43B 5/00; A43B 23/26; A43B 1/04;
A43B 11/14; A43B 7/00; A43B 3/12;
A43C 3/00; A43C 5/00; A43C 7/00;
A43C 11/004; A43C 1/00; A43C 1/06
See application file for complete search history.

| | | | | |
|--------------|---------|----------------|-------|--------|
| D689,684 S * | 9/2013 | McMillan | | D2/972 |
| D703,935 S * | 5/2014 | Seamarks | | D2/972 |
| D714,043 S * | 9/2014 | O'Connor | | D2/972 |
| D715,040 S | 10/2014 | Mermet | | |
| D768,977 S * | 10/2016 | Seamarks | | D2/972 |
| D778,586 S * | 2/2017 | McMillan | | D2/972 |
| D780,426 S * | 3/2017 | Winfield | | D2/972 |
| D802,905 S * | 11/2017 | Chang | | D2/972 |
| D803,541 S * | 11/2017 | Jury | | D2/972 |
| D805,282 S * | 12/2017 | Crow | | D2/972 |
| D867,741 S * | 11/2019 | de Montgolfier | | D2/972 |
| D868,445 S * | 12/2019 | de Montgolfier | | D2/972 |
| D870,446 S * | 12/2019 | Page | | D2/972 |
| D883,646 S * | 5/2020 | Cochrane | | D2/972 |
| D887,120 S * | 6/2020 | Nethongkome | | D2/972 |
| D887,122 S * | 6/2020 | Nethongkome | | D2/972 |
| D892,486 S * | 8/2020 | Han | | D2/972 |
| D895,250 S * | 9/2020 | Howe | | D2/969 |

* cited by examiner

Primary Examiner — Dominic V Simone
(74) *Attorney, Agent, or Firm* — Banner & Witcoff, Ltd.

(57) **CLAIM**

The ornamental design for a shoe, as shown and described.

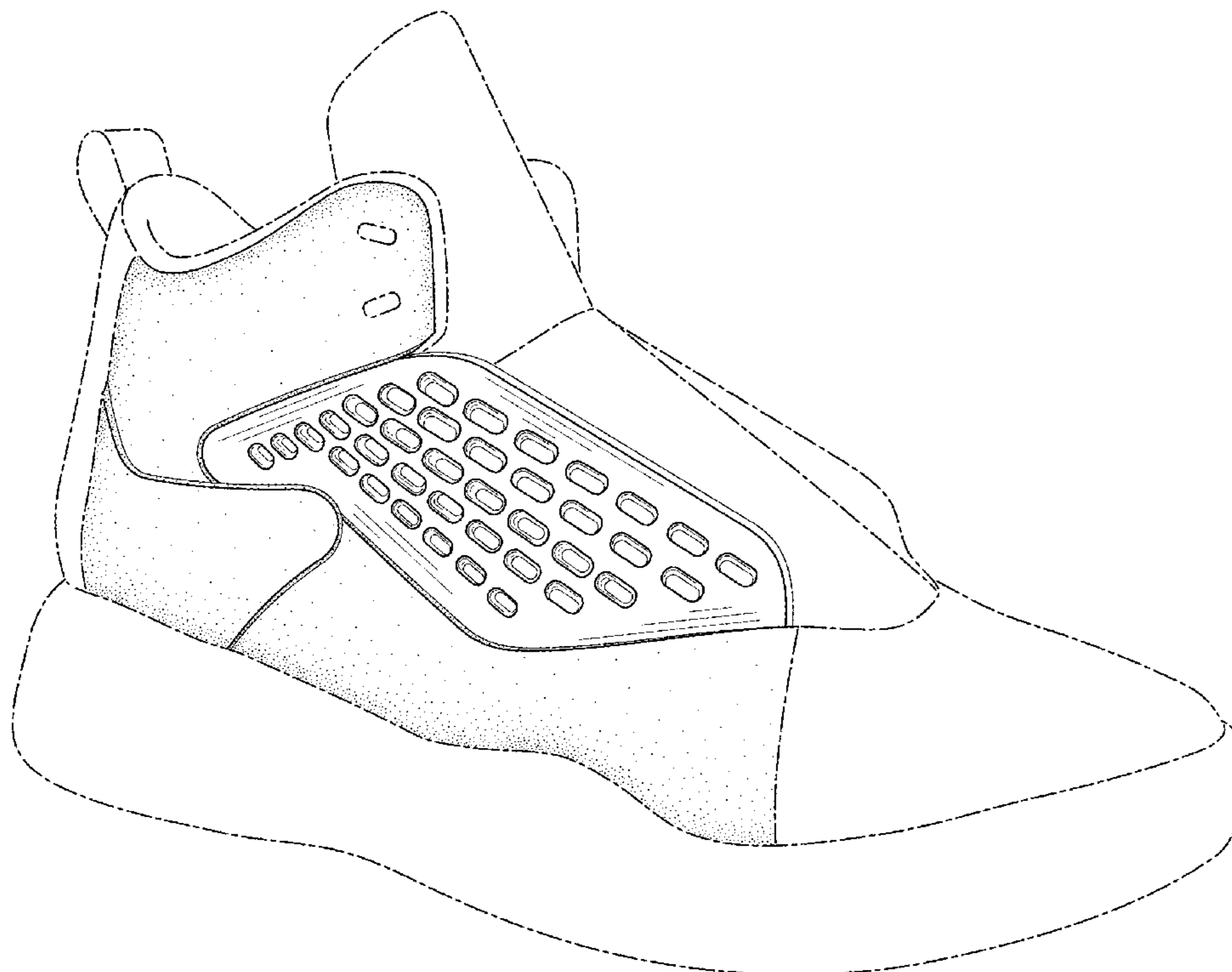
DESCRIPTION

FIG. 1 is a front perspective view of a shoe showing my new design; and,
FIG. 2 is a side view thereof.
The broken lines immediately adjacent to the shaded areas define the bounds of the claimed design and form no part thereof. The broken lines depicting the remainder of the shoe show features that form no part of the claimed design.

1 Claim, 2 Drawing Sheets

(56) **References Cited**
U.S. PATENT DOCUMENTS

| | | | | |
|--------------|---------|----------|-------|--------|
| D311,092 S | 10/1990 | Hatfield | | |
| D335,570 S * | 5/1993 | Hatfield | | D2/969 |
| D494,753 S * | 8/2004 | Kozo | | D2/972 |
| D572,452 S * | 7/2008 | Kuerbis | | D2/969 |



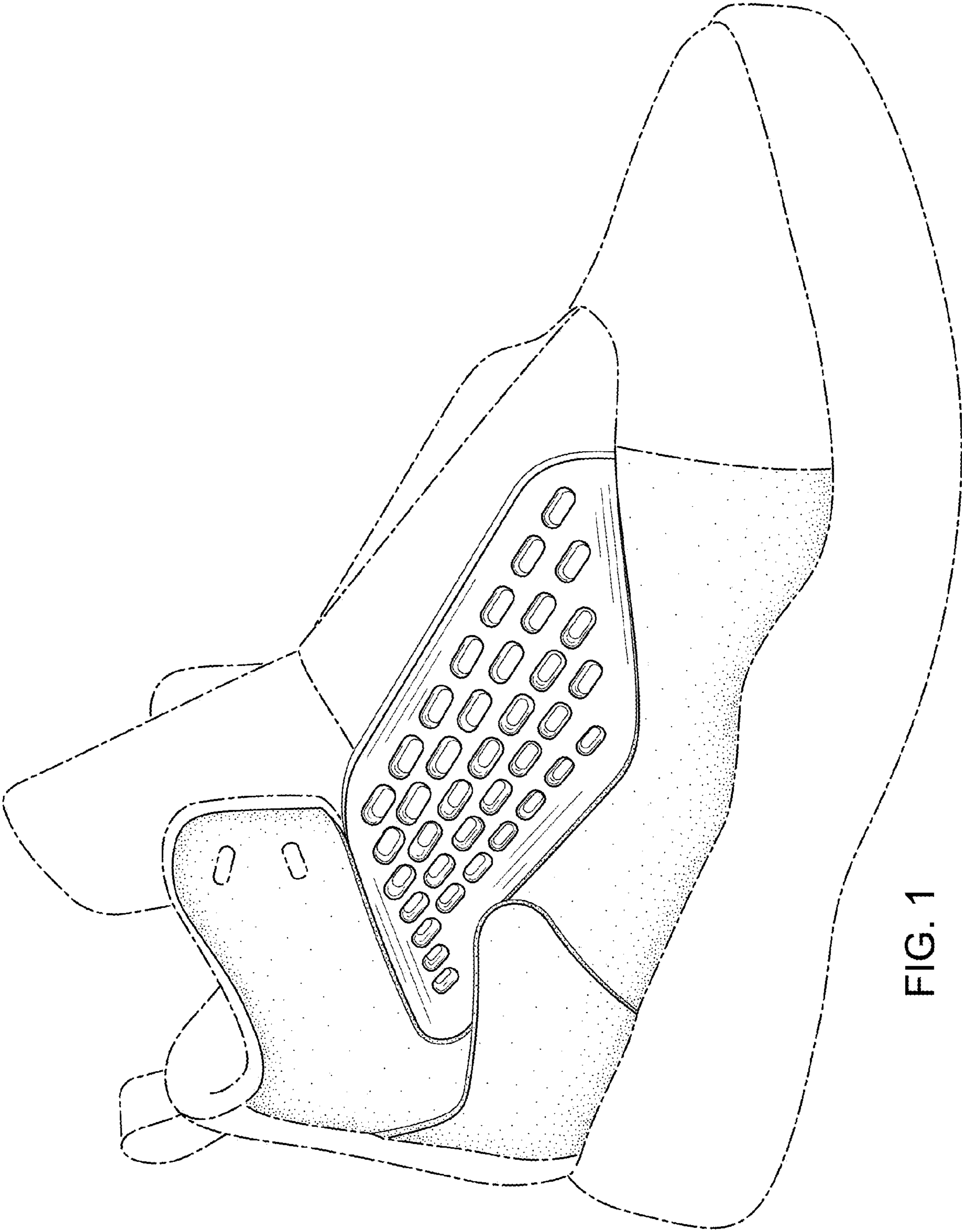


FIG. 1

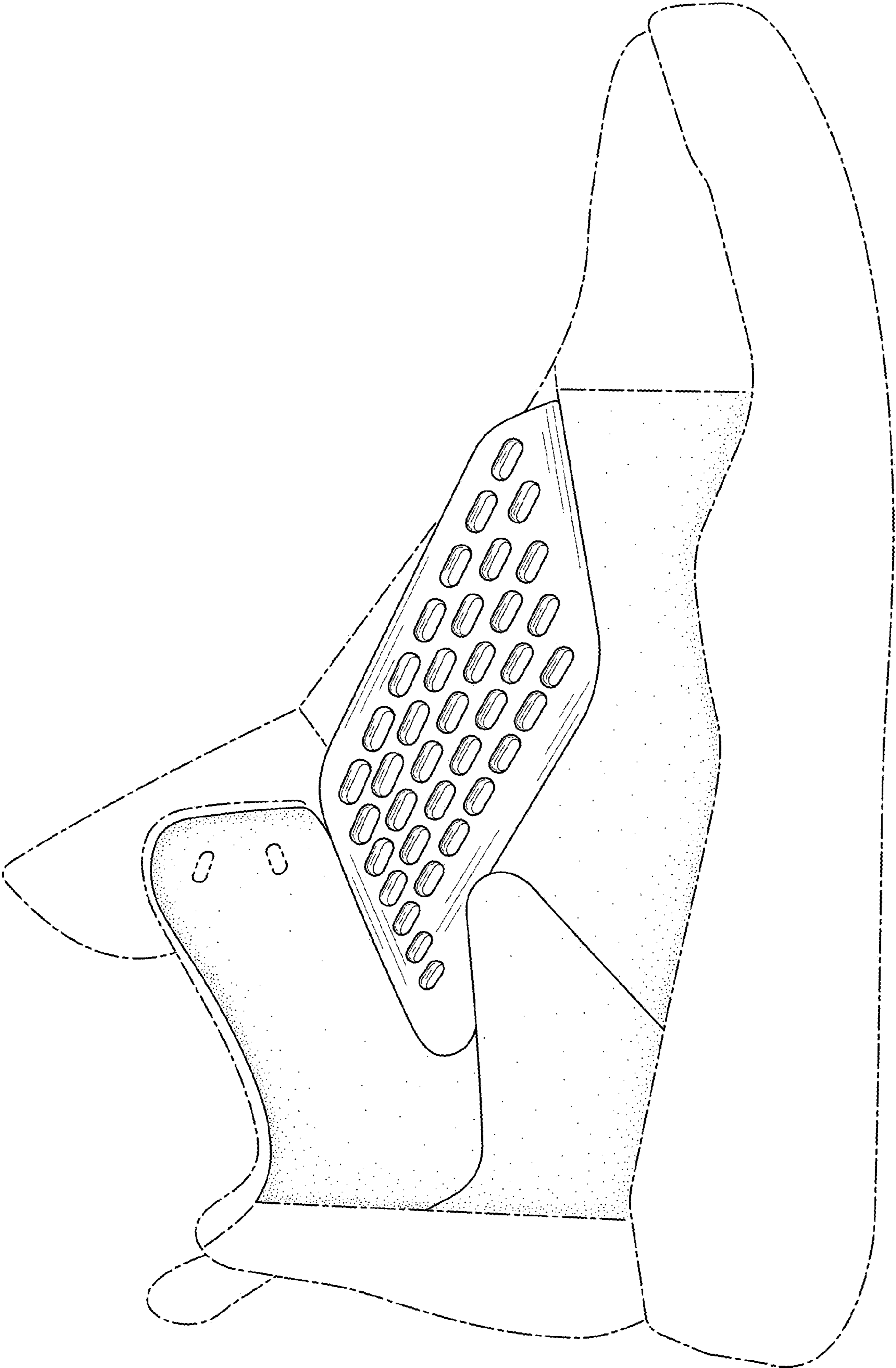


FIG. 2