



US00D911693S

(12) **United States Design Patent**  
**Matthews**

(10) **Patent No.:** **US D911,693 S**

(45) **Date of Patent:** **\*\* Mar. 2, 2021**

- (54) **SHOE**
- (71) Applicant: **NIKE, Inc.**, Beaverton, OR (US)
- (72) Inventor: **Darryl Matthews**, Portland, OR (US)
- (73) Assignee: **NIKE, Inc.**, Beaverton, OR (US)
- (\*\*) Term: **15 Years**
- (21) Appl. No.: **29/704,243**
- (22) Filed: **Sep. 3, 2019**
- (51) **LOC (13) Cl.** ..... **02-04**
- (52) **U.S. Cl.**  
USPC ..... **D2/972**
- (58) **Field of Classification Search**  
USPC ..... D2/896, 902, 904, 906–908, 944, 969,  
D2/972–974; D5/47, 49, 50, 53, 54, 56,  
D5/60  
CPC ... A43B 13/181; A43B 13/141; A43B 13/186;  
A43B 13/188; A43B 23/00; A43B 23/02;  
A43B 5/00; A43B 23/26; A43B 1/04;  
A43B 11/14; A43B 7/00; A43B 3/12;  
A43C 3/00; A43C 5/00; A43C 7/00;  
A43C 11/004; A43C 1/00; A43C 1/06  
See application file for complete search history.

D340,125 S *	10/1993	Johnson	.....	D2/910
D343,277 S *	1/1994	Richard	.....	D2/970
D345,247 S *	3/1994	Bailey	.....	D2/969
D346,686 S *	5/1994	Hatfield	.....	D2/973
D348,977 S *	7/1994	Koh	.....	D2/903
D351,723 S *	10/1994	Bevier	.....	D2/969
D358,021 S *	5/1995	Vestuti	.....	D2/902
D460,245 S *	7/2002	Butler	.....	D2/916
D473,702 S *	4/2003	Burg	.....	D2/969
D511,609 S *	11/2005	Magro	.....	D2/902
D513,361 S *	1/2006	Teriatnikov	.....	D2/969
D527,886 S *	9/2006	Morris	.....	D2/972
D539,018 S *	3/2007	Belley	.....	D2/969
D671,728 S *	12/2012	Kelley	.....	D2/969
D674,178 S *	1/2013	Petrie	.....	D2/972

(Continued)

**OTHER PUBLICATIONS**

Nike Air Rift 'Black/Celery-Black-Cool Grey' [Online], retrieved [Aug. 30, 2019], retrieved from SneakerFiles.com [Internet] <URL:https://www.sneakerfiles.com/nike-air-rift-blackcelery-black-cool-grey/>; 1 color sheet, Dated Mar. 16, 2012.

*Primary Examiner* — Dominic V Simone  
(74) *Attorney, Agent, or Firm* — Banner & Witcoff, Ltd.

(57) **CLAIM**

The ornamental design for a shoe, as shown and described.

**DESCRIPTION**

FIG. 1 is a side view of a shoe showing my new design; FIG. 2 is a front perspective view thereof; FIG. 3 is an opposite side front perspective view thereof; FIG. 4 is an opposite side view thereof; and, FIG. 5 is a top view thereof. The broken lines immediately adjacent to the shaded area define the bounds of the claimed design and form no part thereof. The broken lines depicting the remainder of the shoe show features that form no part of the claimed design.

**1 Claim, 5 Drawing Sheets**

(56) **References Cited**

**U.S. PATENT DOCUMENTS**

D64,104 S *	2/1924	Forstmann	.....	D2/911
2,006,802 A *	7/1935	Goodman	.....	A43C 15/063 36/7.7
D122,454 S *	9/1940	Ascheim	.....	A43B 3/126 D2/911
D283,463 S *	4/1986	Chassaing	.....	D2/902
D298,685 S *	11/1988	Dillard	.....	D2/902
D328,517 S *	8/1992	Hallenbeck	.....	D2/978
D336,358 S *	6/1993	Hatfield	.....	D2/973
D337,425 S *	7/1993	Hatfield	.....	D2/973



(56)

**References Cited**

U.S. PATENT DOCUMENTS

D675,008	S	*	1/2013	VanHook	.....	D2/972
D718,920	S	*	12/2014	Jones	.....	D2/946
D726,998	S	*	4/2015	Mochen	.....	D2/906
9,596,904	B2	*	3/2017	Bishop	.....	A43B 3/126
D804,799	S	*	12/2017	Petrenka	.....	D2/969
D804,800	S	*	12/2017	Petrenka	.....	D2/969
D854,302	S	*	7/2019	McMillan	.....	D2/969

\* cited by examiner

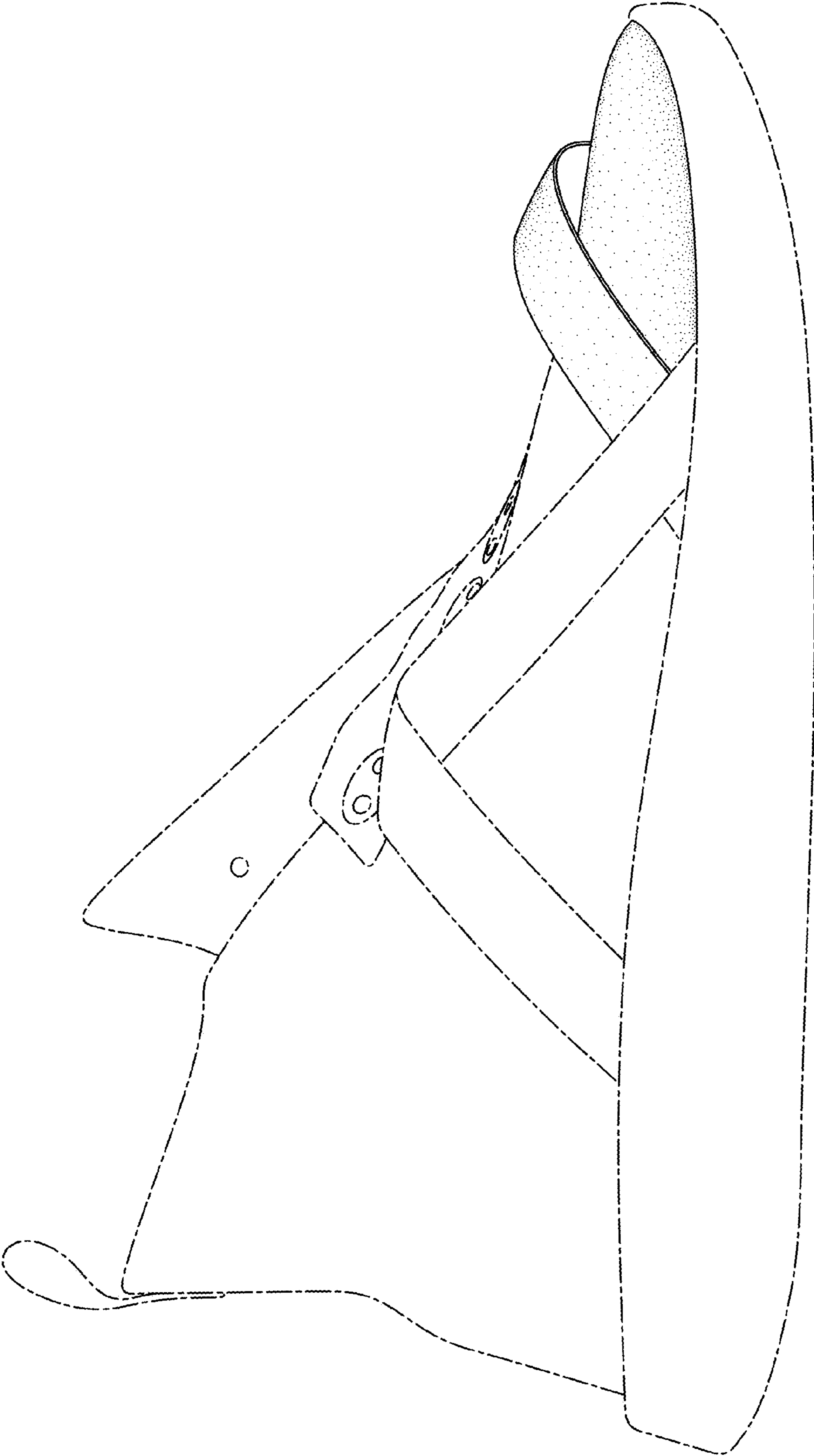


FIG. 1

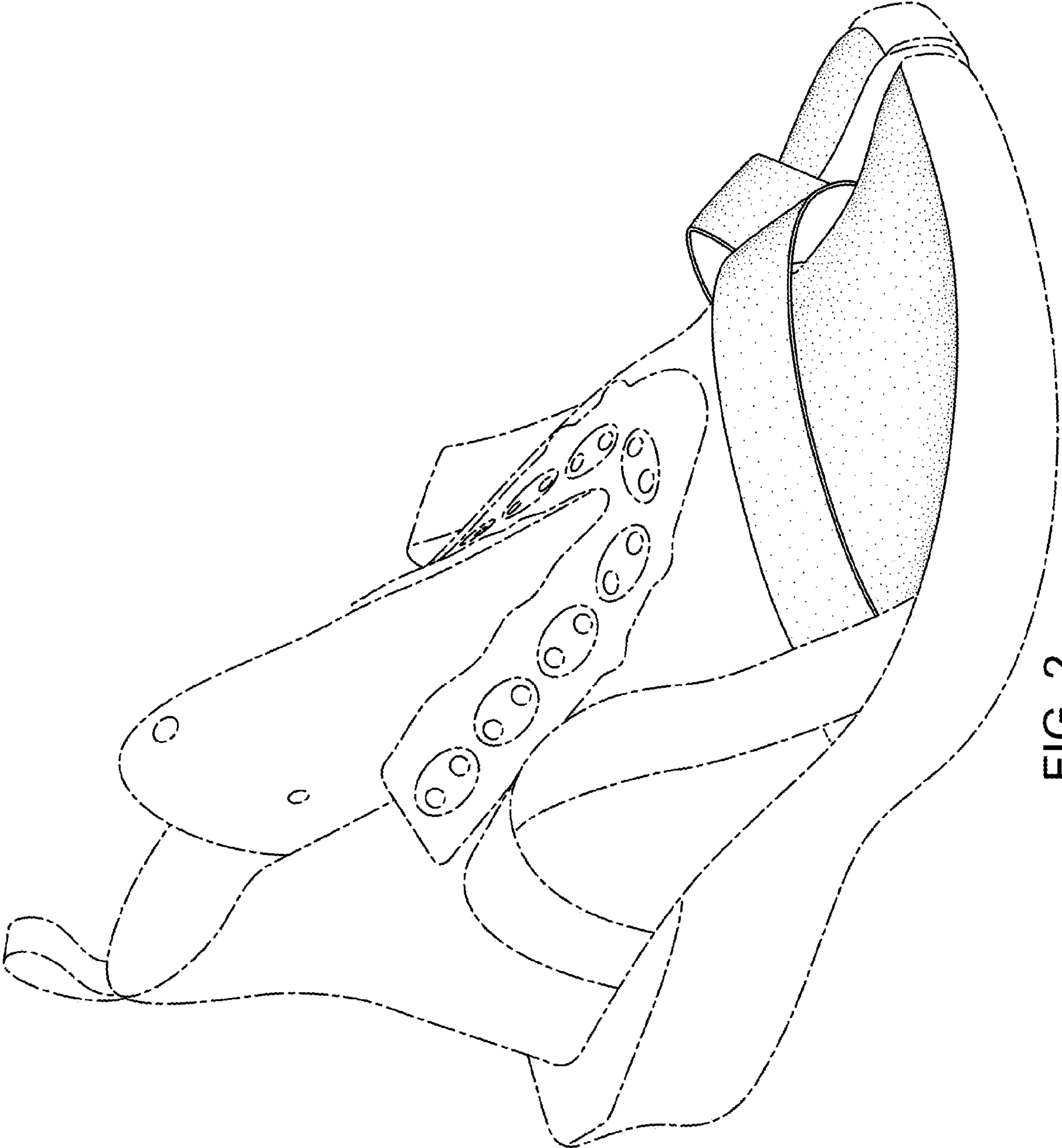


FIG. 2

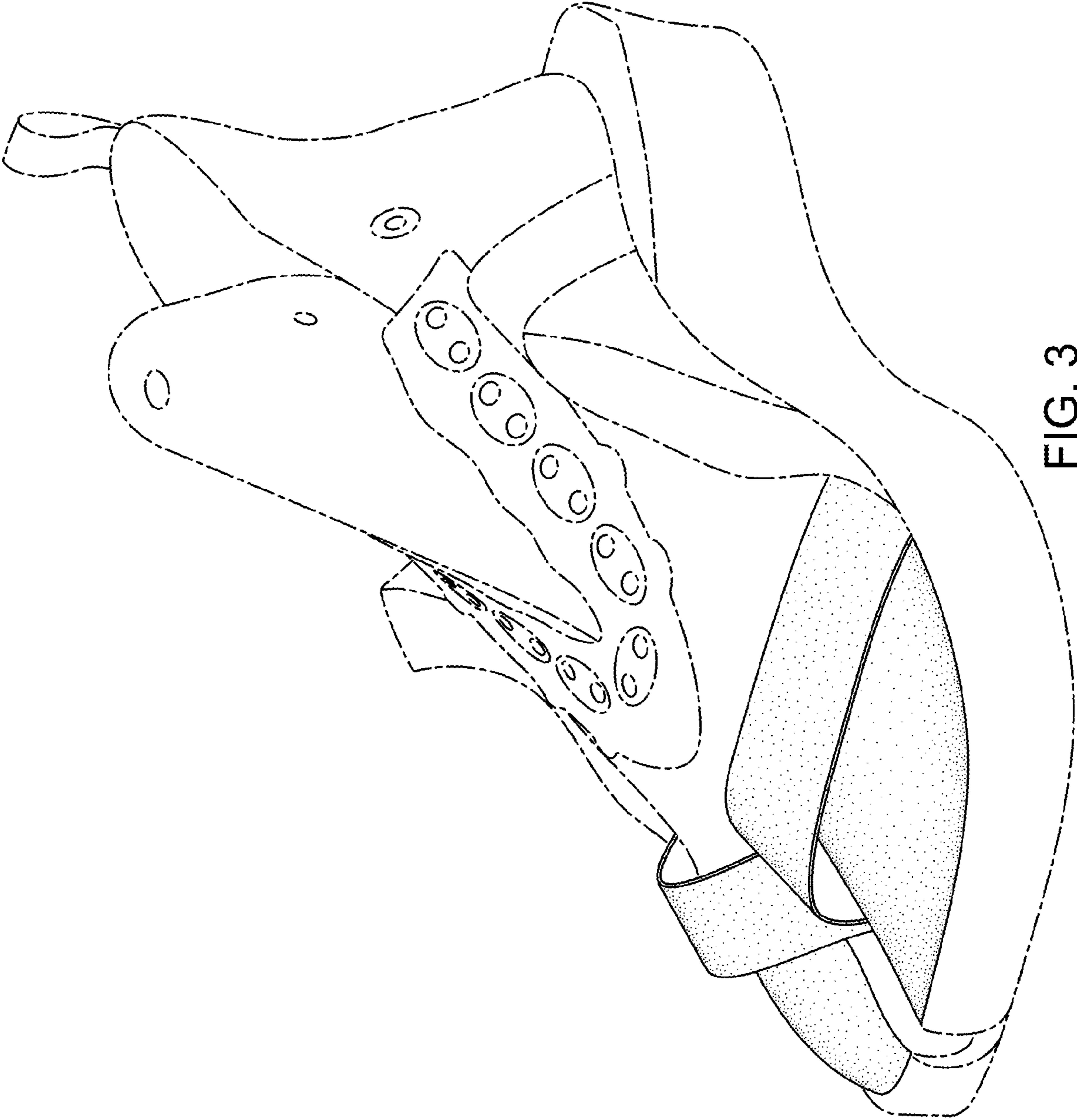


FIG. 3



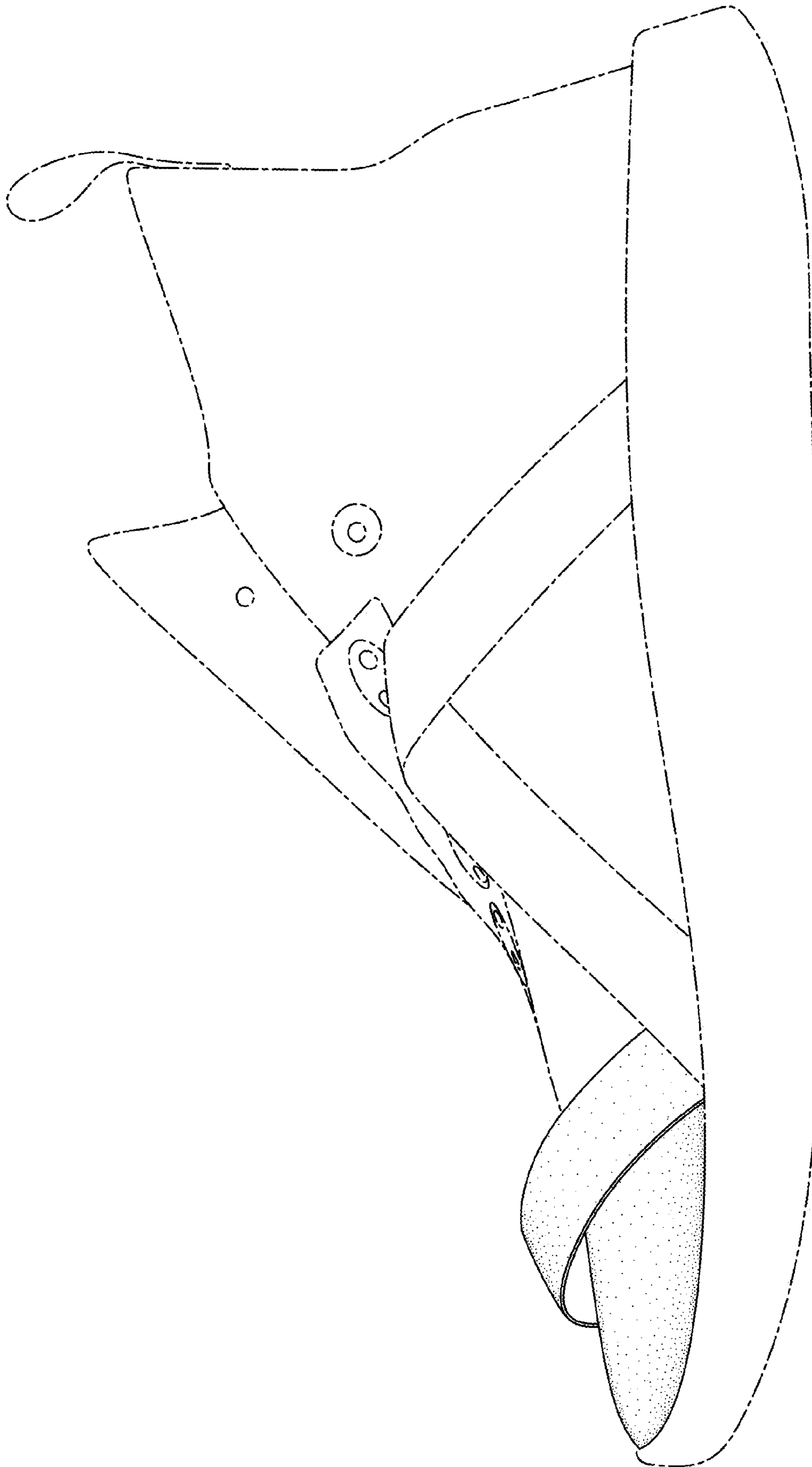


FIG. 4

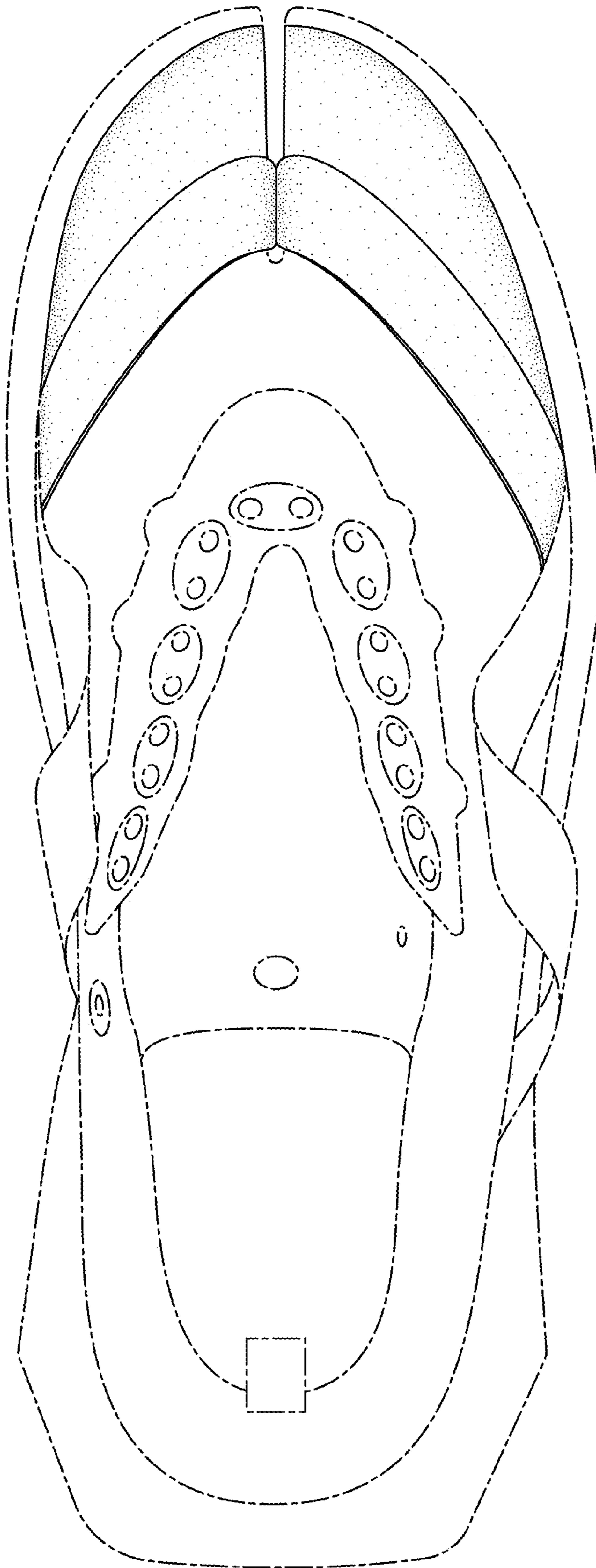


FIG. 5