



US00D911663S

(12) **United States Design Patent** (10) **Patent No.:** **US D911,663 S**  
**Wheaton** (45) **Date of Patent:** **\*\* Feb. 23, 2021**

(54) **CONTAINER-LOCATING PALLET**

(71) Applicant: **CypherCo Limited**, Herefordshire (GB)

(72) Inventor: **Christopher Simon Courtenay Wheaton**, Herefordshire (GB)

(73) Assignee: **CypherCo Limited**, Herefordshire (GB)

(\*\*) Term: **15 Years**

(21) Appl. No.: **29/711,909**

(22) Filed: **Nov. 4, 2019**

4,516,677 A	5/1985	Rowland	
D284,841 S	7/1986	Rowland	
D320,880 S	10/1991	Brunin	
D441,516 S	5/2001	Wheaton	
D469,941 S	2/2003	Wheaton, Jr.	
D535,881 S	1/2007	Liukko	
D632,960 S	2/2011	Gilfert	
D700,053 S	2/2014	Chudleigh	
D766,539 S	9/2016	Lee	
D816,288 S	4/2018	Hunt, III	
D822,309 S	7/2018	Hunt, III	
D833,829 S	11/2018	Hertaus	
10,464,709 B2	11/2019	Weyrauch	
D884,304 S *	5/2020	Wheaton	..... D34/38
2013/0291766 A1 *	11/2013	Subacchi	..... B28B 7/166
			108/50.11
2019/0337673 A1 *	11/2019	O'Connell	..... B65D 19/0018

\* cited by examiner

**Related U.S. Application Data**

(62) Division of application No. 29/640,587, filed on Mar. 15, 2018, now Pat. No. Des. 884,304.

*Primary Examiner* — Cynthia Ramirez

(74) *Attorney, Agent, or Firm* — Levenfeld Pearlstein, LLC

(30) **Foreign Application Priority Data**

Nov. 30, 2017 (BR) ..... 302017005407-2

(51) **LOC (13) Cl.** ..... **09-08**

(52) **U.S. Cl.**  
USPC ..... **D34/38**

(58) **Field of Classification Search**  
USPC ..... D34/38; D3/272; D9/456  
CPC ..... B65D 19/0004; B65D 19/40;  
B65D 19/0018; B65D 19/0038; B65D 19/0012; B65D 19/0095; B65D 19/38; B65D 19/06; B65D 19/02; B65D 19/12  
See application file for complete search history.

(57) **CLAIM**

The ornamental design for a container-locating pallet, as shown and described.

**DESCRIPTION**

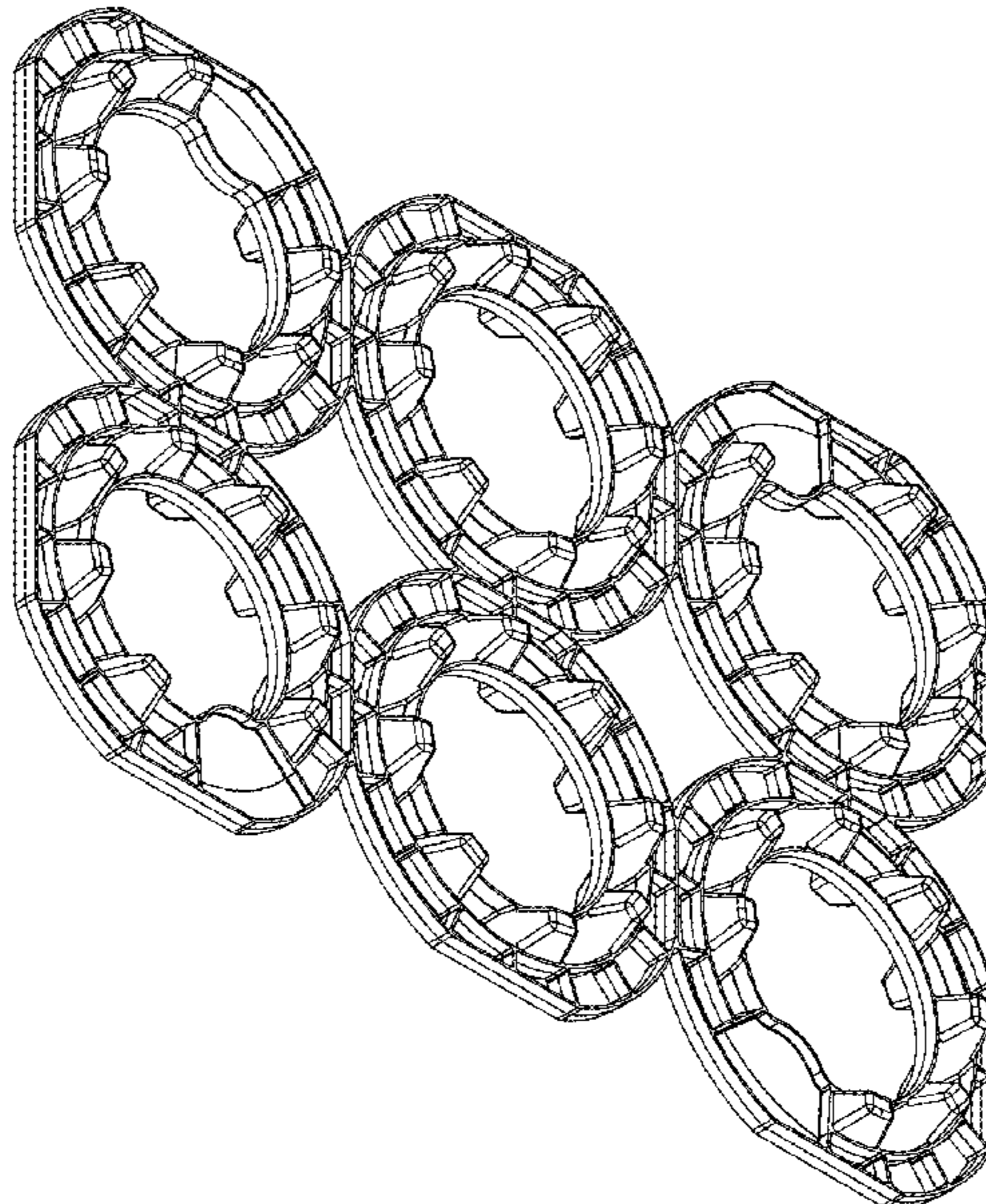
FIG. 1 is a top, right-hand side perspective view of a container-locating pallet embodying the principles of my new design;  
FIG. 2 is a top view thereof;  
FIG. 3 is a front view thereof;  
FIG. 4 is a bottom view thereof;  
FIG. 5 is a rear view thereof;  
FIG. 6 is a side view thereof as seen from the right-hand side of FIG. 2; and,  
FIG. 7 is a side view thereof as seen from the left-hand side of FIG. 2.

(56) **References Cited**

**U.S. PATENT DOCUMENTS**

4,263,855 A 4/1981 Lawlor  
4,413,737 A 11/1983 Wind

**1 Claim, 7 Drawing Sheets**



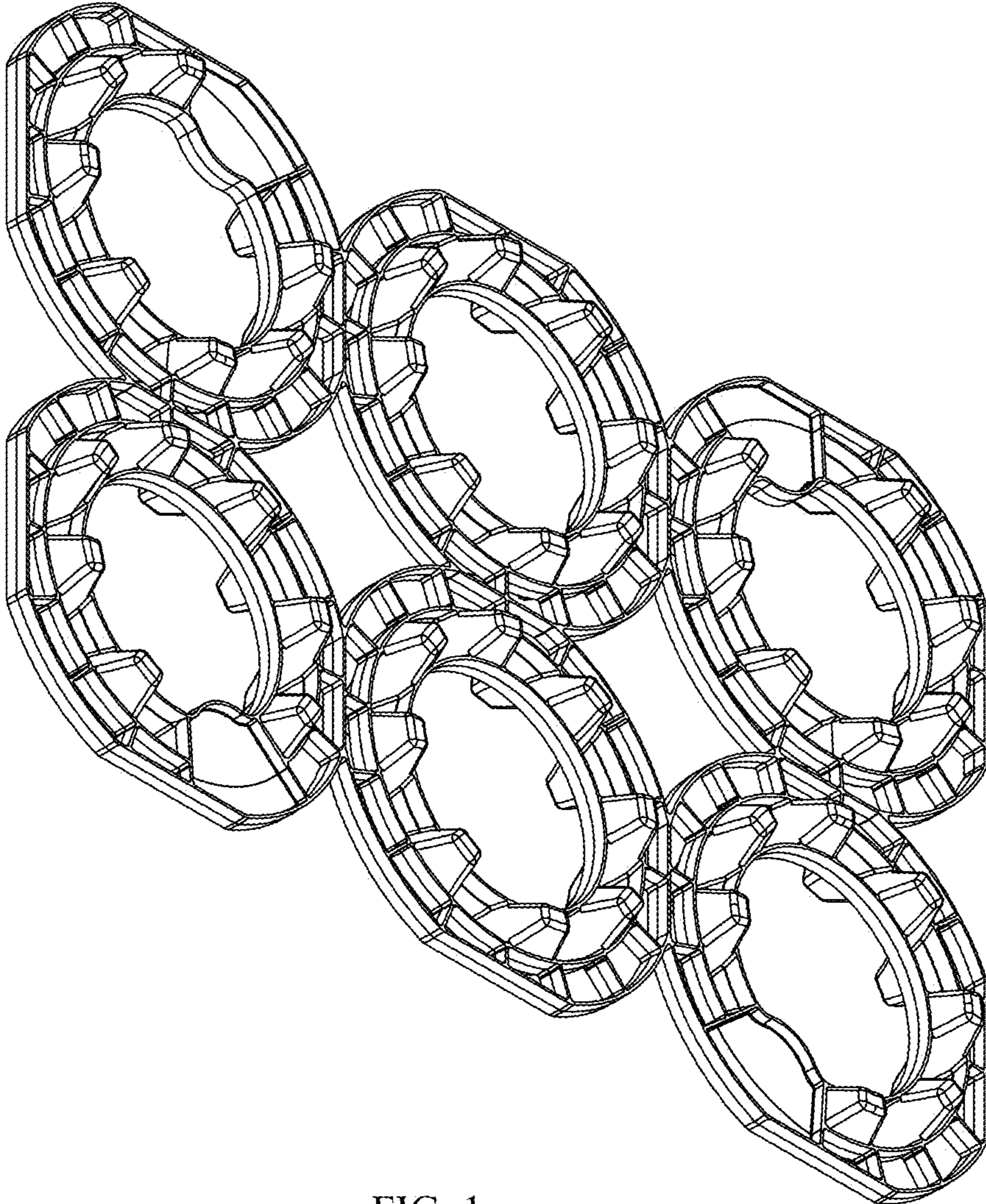


FIG. 1

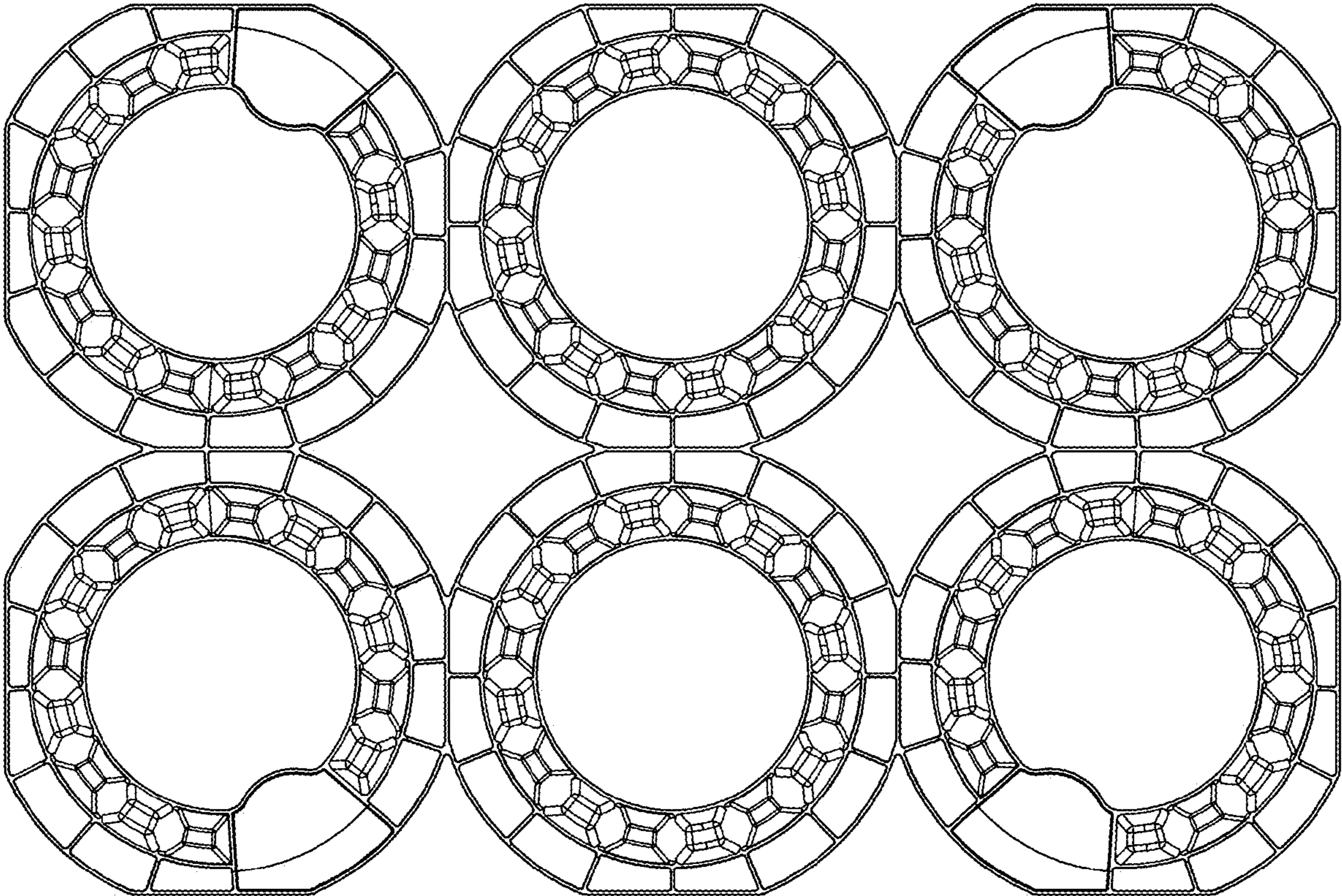


FIG. 2

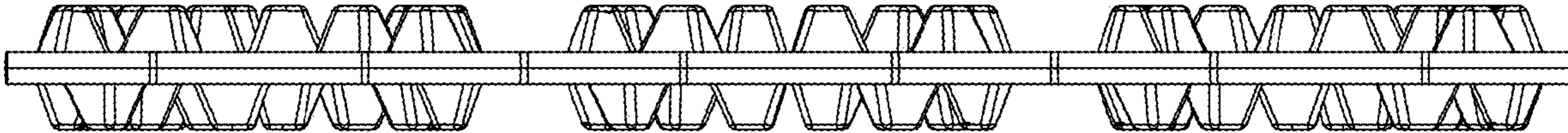


FIG. 3

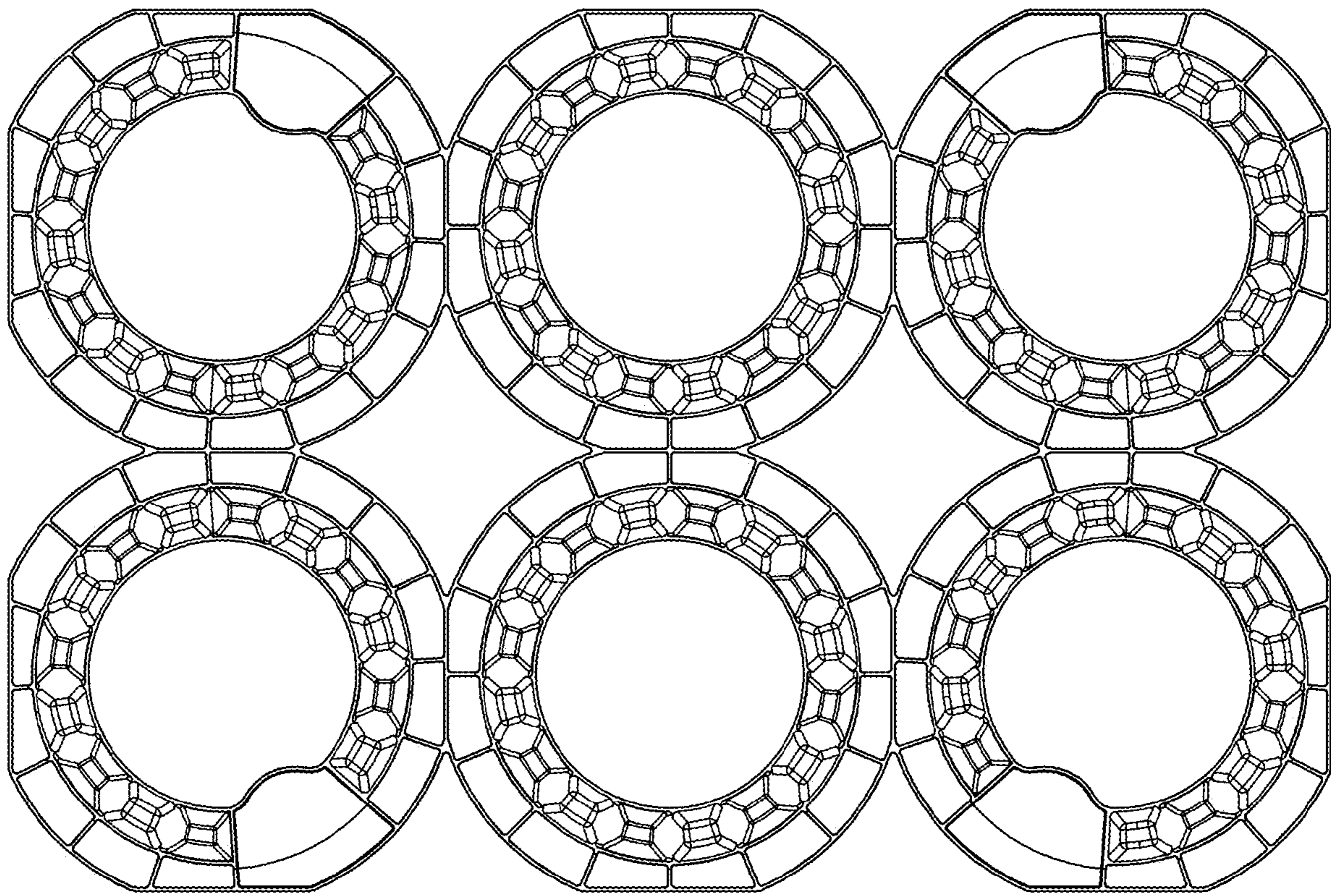


FIG. 4

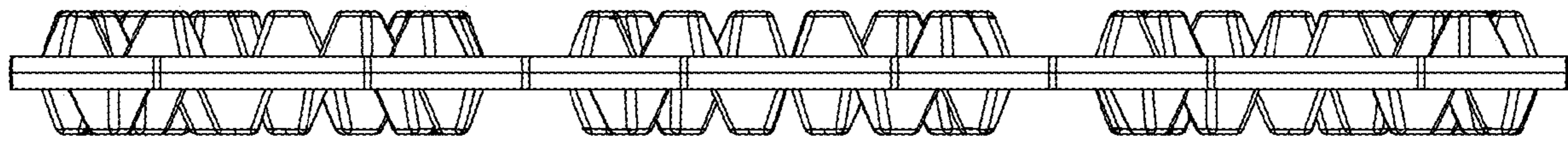


FIG. 5

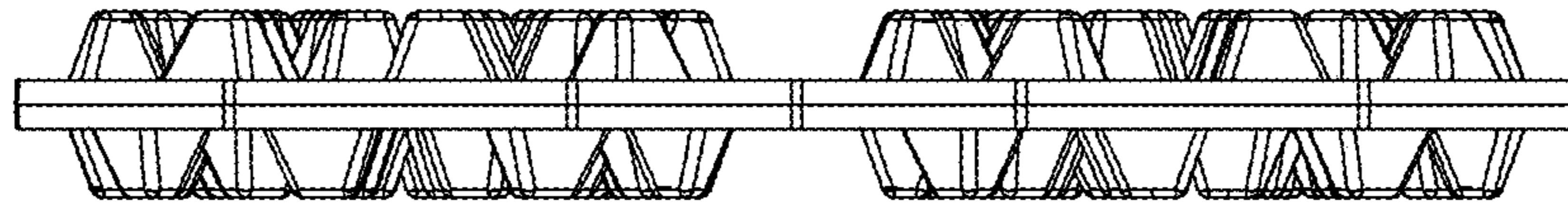


FIG. 6

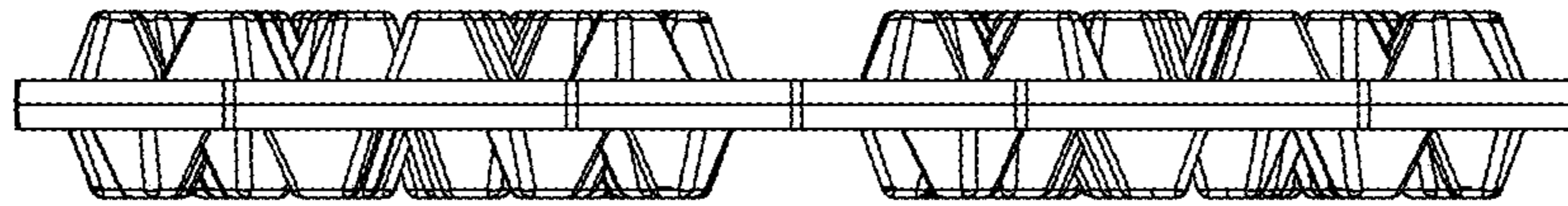


FIG. 7