



US00D911627S

(12) **United States Design Patent**
Devitt

(10) **Patent No.:** **US D911,627 S**
(45) **Date of Patent:** **** Feb. 23, 2021**

- (54) **HEADWEAR**
- (71) Applicant: **Circumstant, Inc.**, Huntersville, NC (US)
- (72) Inventor: **Glenn Devitt**, Huntersville, NC (US)
- (**) Term: **15 Years**
- (21) Appl. No.: **29/712,370**
- (22) Filed: **Nov. 7, 2019**

Related U.S. Application Data

- (62) Division of application No. 29/600,868, filed on Apr. 17, 2017, now Pat. No. Des. 866,867.
- (51) **LOC (13) Cl.** **02-99**
- (52) **U.S. Cl.**
USPC **D29/122**; D29/102
- (58) **Field of Classification Search**
USPC D29/102-107, 122; D2/870; D16/311, D16/312
CPC A42B 3/00; A42B 3/06; A42B 3/0433; A42B 3/044; A42B 3/0466; A42B 3/20; A42B 3/22; A42B 3/286; A42B 3/185; A42B 3/28; A42B 3/283; A42B 3/0453; A42B 3/0493; A42B 3/062; A42B 3/064; A42B 3/125; A42B 3/04; A42B 3/0406; A42B 3/08; A42B 3/085; A42B 3/16; A42B 3/145; A42B 3/166; A42B 3/30; A42B 3/042; A63B 71/10; H04N 5/2252
See application file for complete search history.

(56) **References Cited**

U.S. PATENT DOCUMENTS

- D212,667 S * 11/1968 Vanderbilt D29/102
- 3,473,166 A * 10/1969 Lobelle A42B 3/222
2/6.5
- 4,104,743 A * 8/1978 Bottger A42B 3/166
2/423
- D354,376 S * 1/1995 Kun D29/104

- 6,546,264 B1 * 4/2003 Kennedy A42B 3/30
379/430
- 8,070,307 B2 * 12/2011 Ho G02B 6/001
362/106
- 8,856,974 B2 * 10/2014 Lanez A42B 3/145
2/410
- D738,420 S * 9/2015 Lee D14/372
- D750,846 S * 3/2016 Noordzij D29/122
- D750,847 S * 3/2016 Noordzij D29/122
- D777,379 S * 1/2017 Mullins D29/107
- D819,716 S * 6/2018 Kim D16/208
- D844,252 S * 3/2019 Kirshon D29/102
- D853,038 S * 7/2019 Kirshon D29/102
- D866,867 S * 11/2019 Devitt D29/102
- D875,161 S * 2/2020 Kawa D16/208
- 2010/0128468 A1 * 5/2010 Ong A42B 3/044
362/106
- 2017/0322481 A1 * 11/2017 Koch A42B 3/04
- 2017/0367425 A1 * 12/2017 Chen H04N 7/183

(Continued)

Primary Examiner — Kimberly Barnes

(74) *Attorney, Agent, or Firm* — Kilpatrick Townsend & Stockton LLP

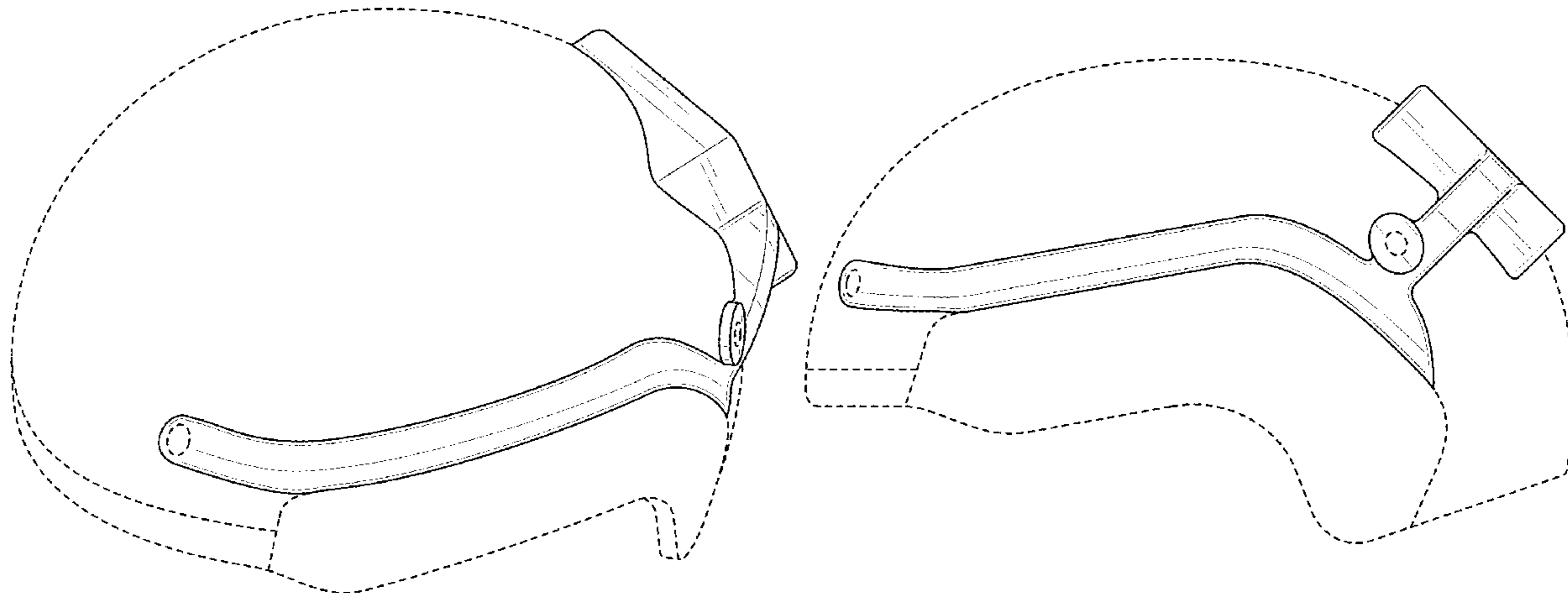
(57) **CLAIM**

I claim the ornamental design for a headwear, as shown and described.

DESCRIPTION

FIG. 1 is a perspective view of a headwear showing my new design;
 FIG. 2 is a front elevational view thereof;
 FIG. 3 is a rear elevational view thereof;
 FIG. 4 is a side elevational view thereof;
 FIG. 5 is a side elevational view opposite FIG. 4;
 FIG. 6 is a top plan view thereof; and,
 FIG. 7 is a bottom plan view thereof.
 The broken lines are for environmental purposes only and form no part of the claimed design.

1 Claim, 7 Drawing Sheets



(56)

References Cited

U.S. PATENT DOCUMENTS

2019/0045138 A1* 2/2019 Devitt A42B 3/042
2019/0191812 A1* 6/2019 Salem A42B 3/286
2020/0008508 A1* 1/2020 Havola A42B 3/0406

* cited by examiner

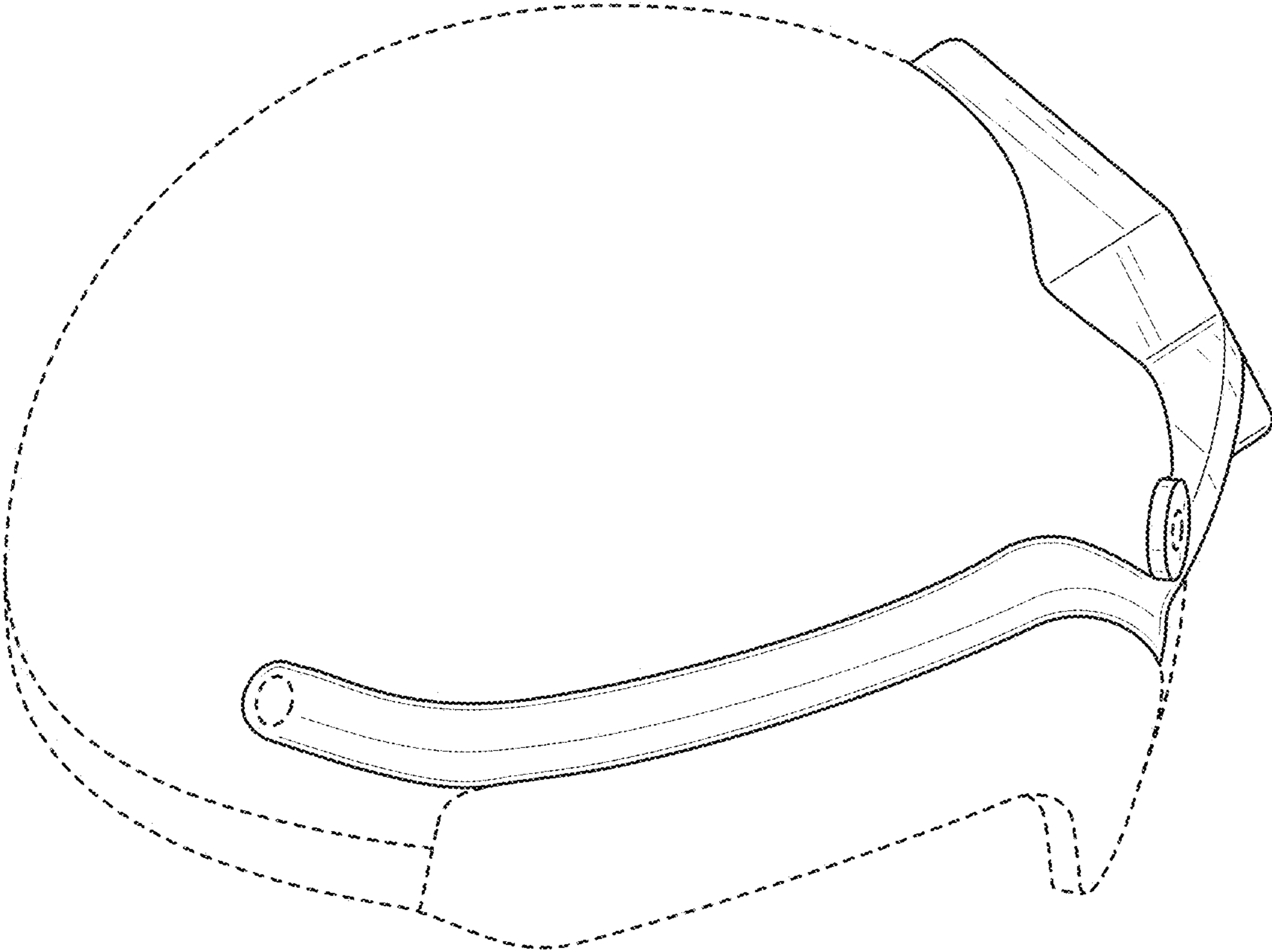


FIG. 1

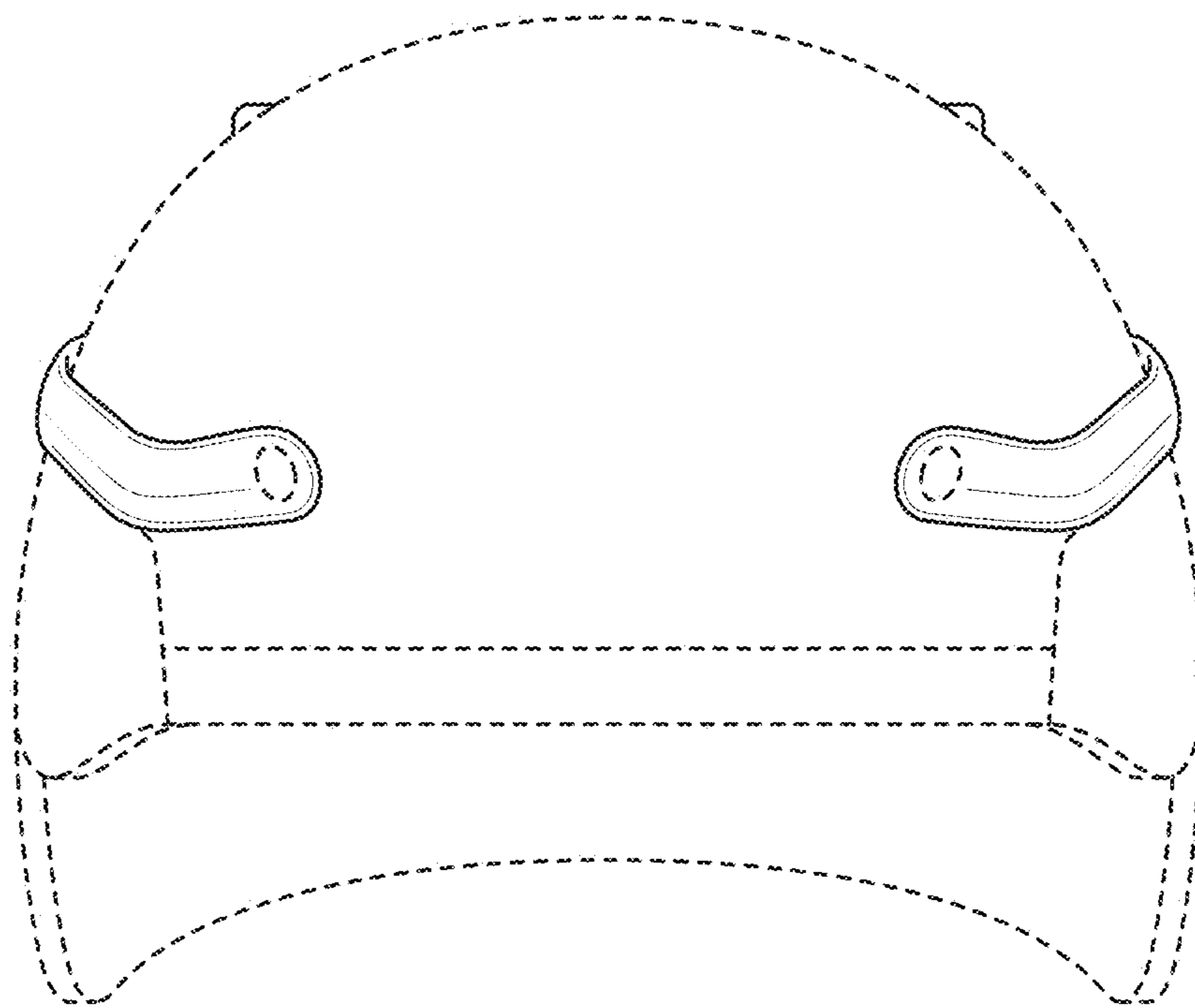


FIG. 2

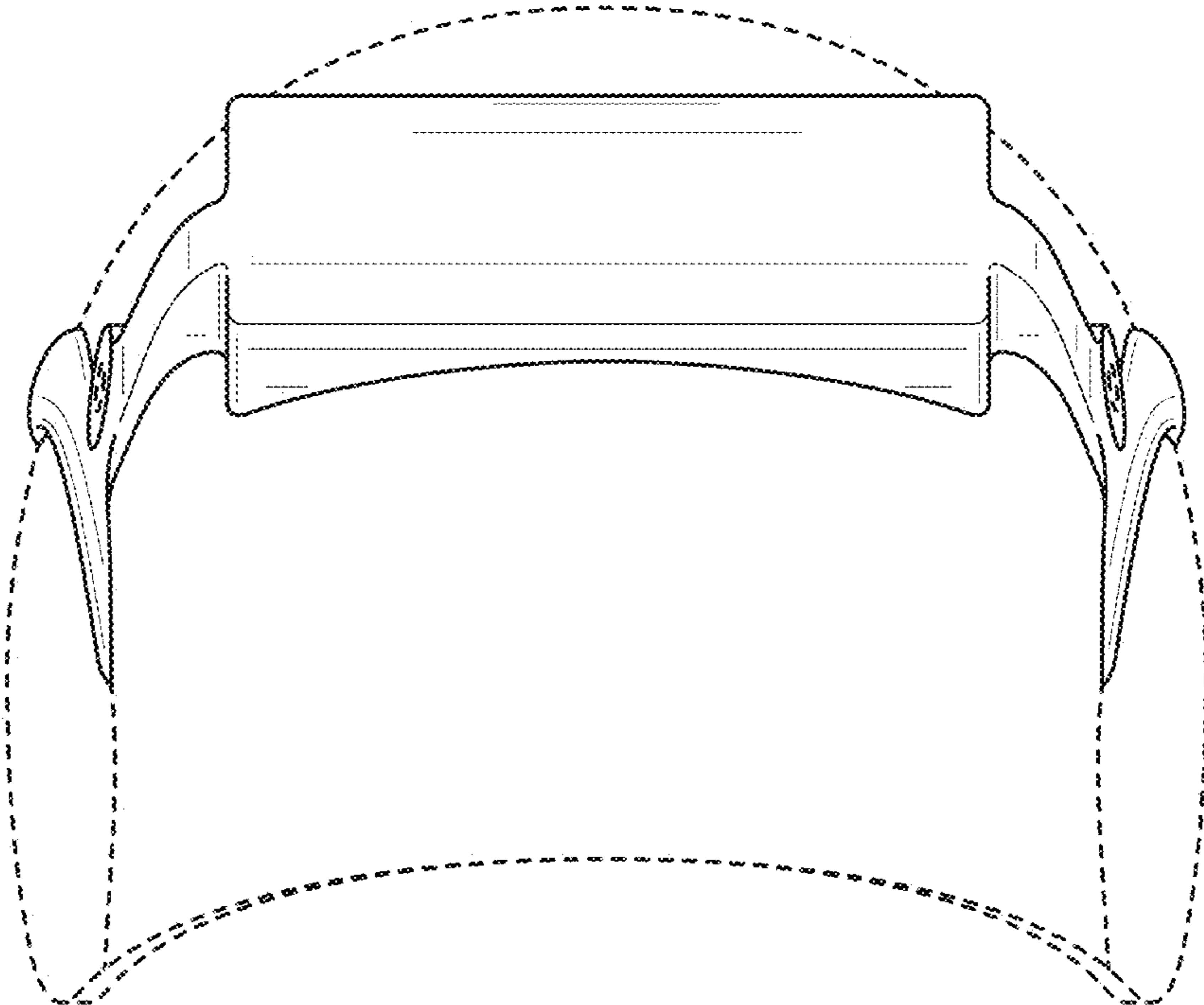


FIG. 3

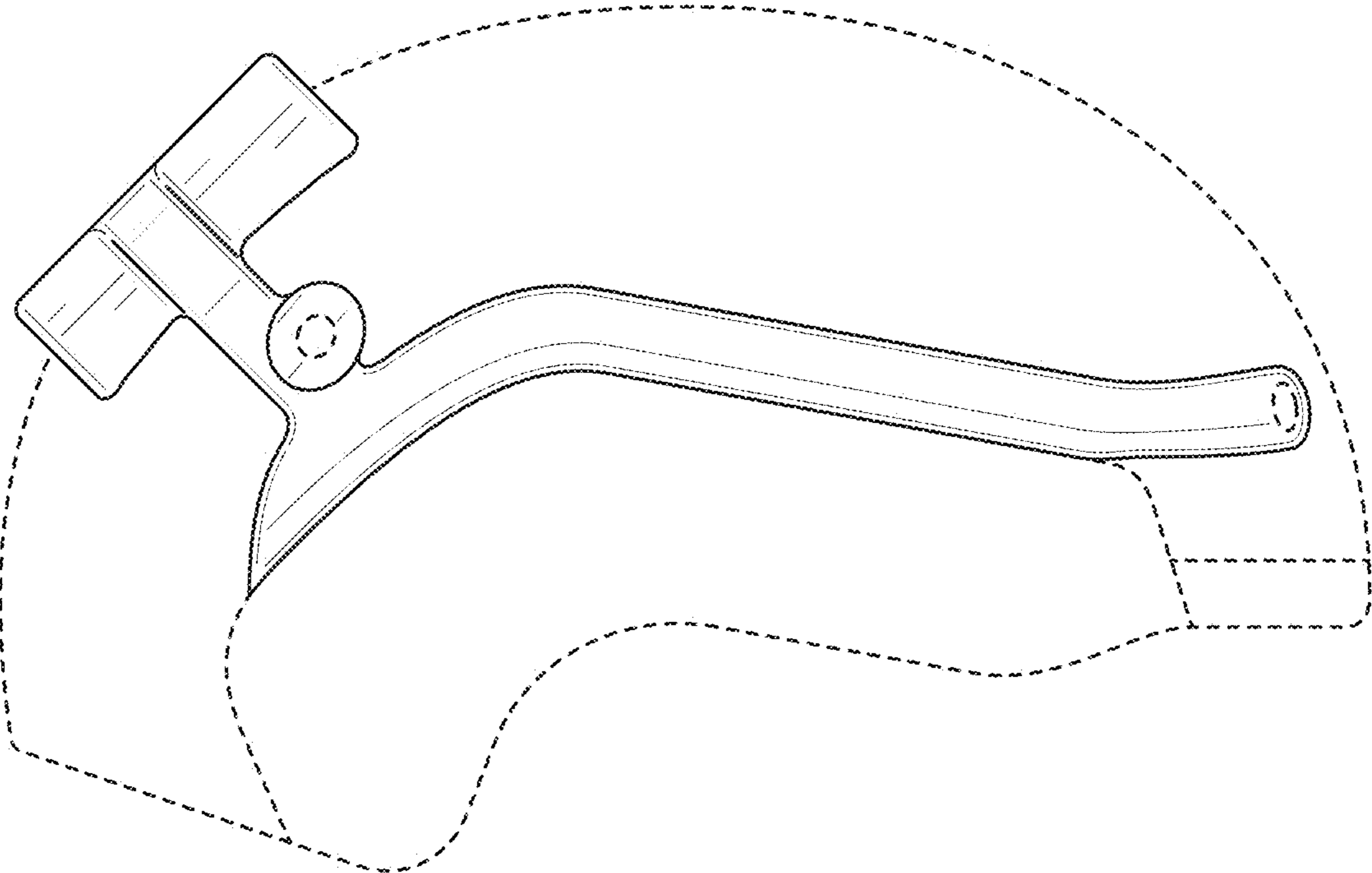


FIG. 4

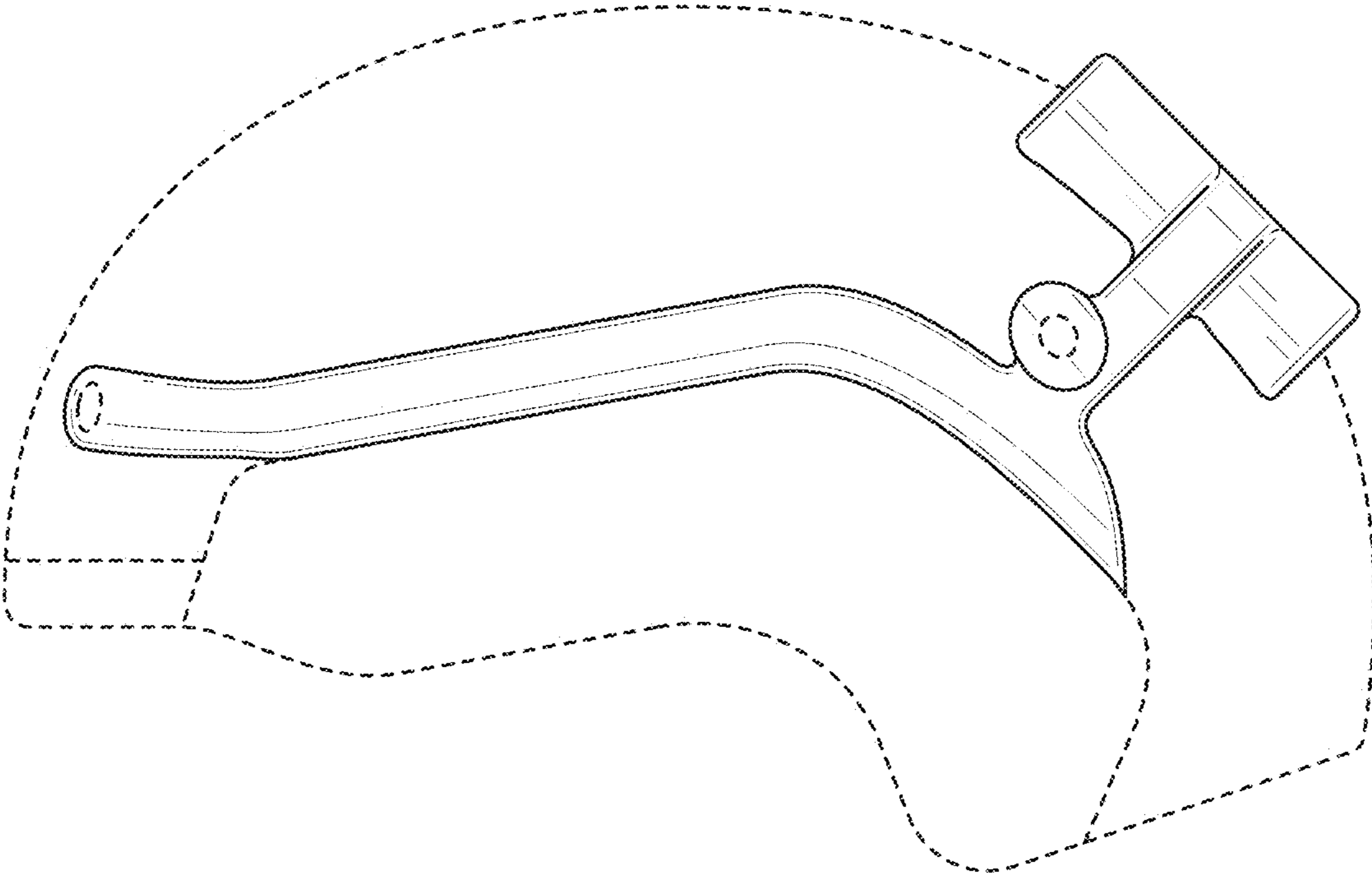


FIG. 5

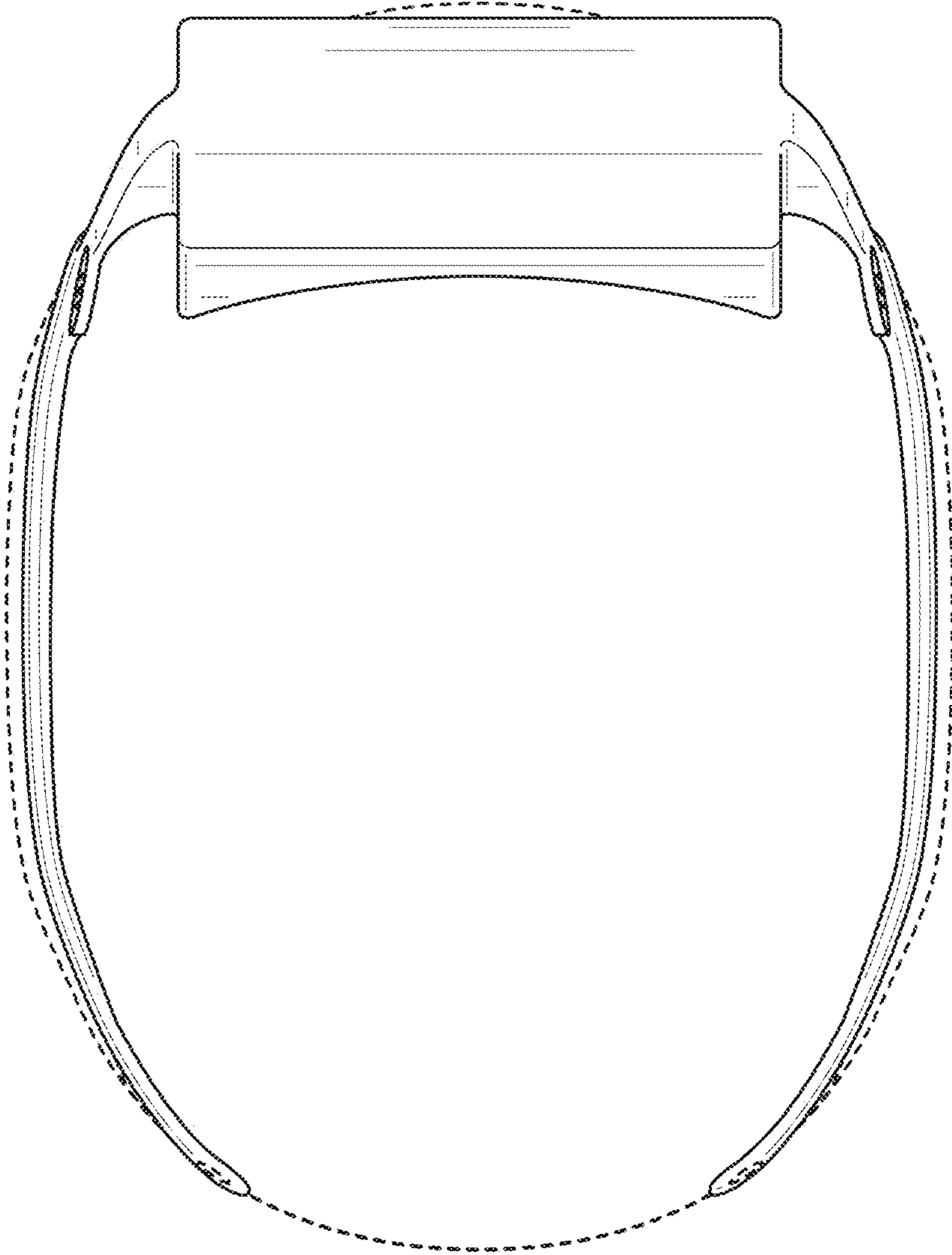


FIG. 6

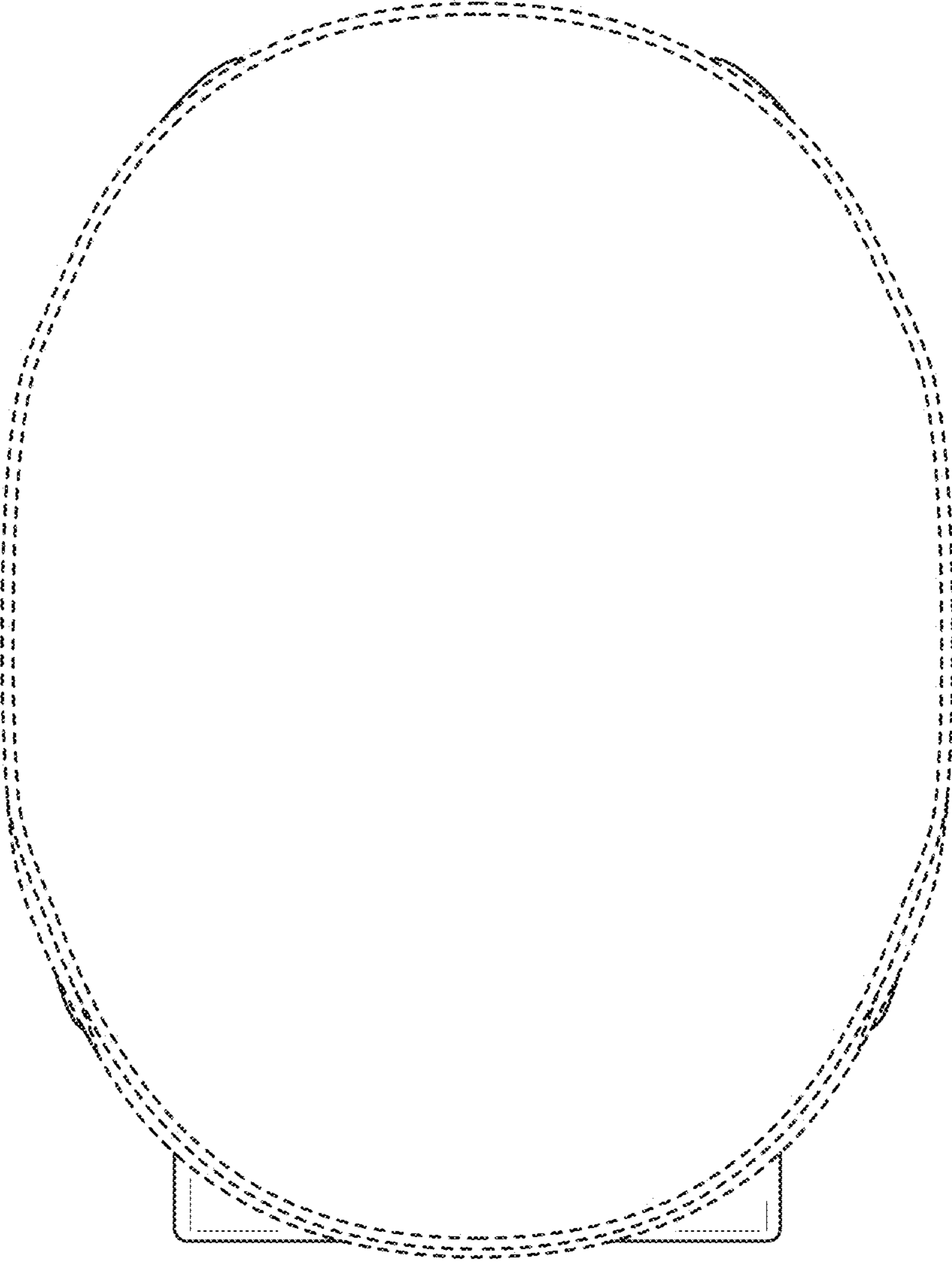


FIG. 7