



US00D911626S

(12) **United States Design Patent** (10) **Patent No.:** **US D911,626 S**
Brutler et al. (45) **Date of Patent:** **** Feb. 23, 2021**

(54) **HEADSET MOUNT ARM**
(71) Applicant: **Gentex Corporation**, Simpson, PA (US)
(72) Inventors: **Zoltan S. Brutler**, Groton, MA (US); **Michael Pearson Blundell**, Windham, NH (US); **Christopher Kent Barmore**, Arlington, MA (US)
(73) Assignee: **GENTEX CORPORATION**, Simpson, PA (US)

2,535,269 A 12/1950 Coie
2,765,398 A 4/1954 Weldon
2,987,585 A 6/1961 Abysalh
D196,515 S 10/1963 Flygstad et al.
3,430,261 A 3/1969 Benner
D244,491 S 5/1977 Csiki et al.
4,027,341 A 6/1977 Patteri
4,069,512 A 1/1978 Palmaer
4,199,823 A 4/1980 Jenkins et al.
D255,352 S 6/1980 Besasie
4,241,242 A 12/1980 Yeh
D275,431 S 9/1984 Usab

(Continued)

(**) Term: **15 Years**

(21) Appl. No.: **29/706,438**

(22) Filed: **Sep. 20, 2019**

Related U.S. Application Data

(63) Continuation of application No. 29/648,265, filed on May 18, 2018, now Pat. No. Des. 866,084.

(51) **LOC (13) Cl.** **29-02**

(52) **U.S. Cl.**
USPC **D29/122**; D14/217; D14/224

(58) **Field of Classification Search**

USPC D29/122, 100, 102, 103; D14/217, 225, D14/205, 372, 253, 229, 447, 452; 2/421, 422, 423, 455, 456, 410, 424, 425, 2/6.6, 6.2, 6.7; D8/395, 387, 363; 224/181, 161, 269, 271, 669; 370/322; 248/274.1; D12/415; D16/297

CPC ... G06F 1/16; A42B 3/04; A42B 1/24; H04M 1/05; H04R 25/00; H04R 1/1016; H04R 1/1066; H04R 5/033; H04R 5/0335

See application file for complete search history.

(56) **References Cited**

U.S. PATENT DOCUMENTS

1,812,114 A 9/1929 Ernst
2,518,035 A 8/1950 Macpheat

FOREIGN PATENT DOCUMENTS

JP D1628190 3/2019

Primary Examiner — Paula Allen Greene

(74) *Attorney, Agent, or Firm* — Morgan, Lewis & Bockius LLP

(57) **CLAIM**

The ornamental design for a headset mount arm, as shown and described.

DESCRIPTION

FIG. 1 is a top perspective view of a headset mount arm showing our new design;

FIG. 2 is a bottom perspective view thereof;

FIG. 3 is a front elevational view thereof;

FIG. 4 is a rear elevational view thereof;

FIG. 5 is a right-side elevational view thereof;

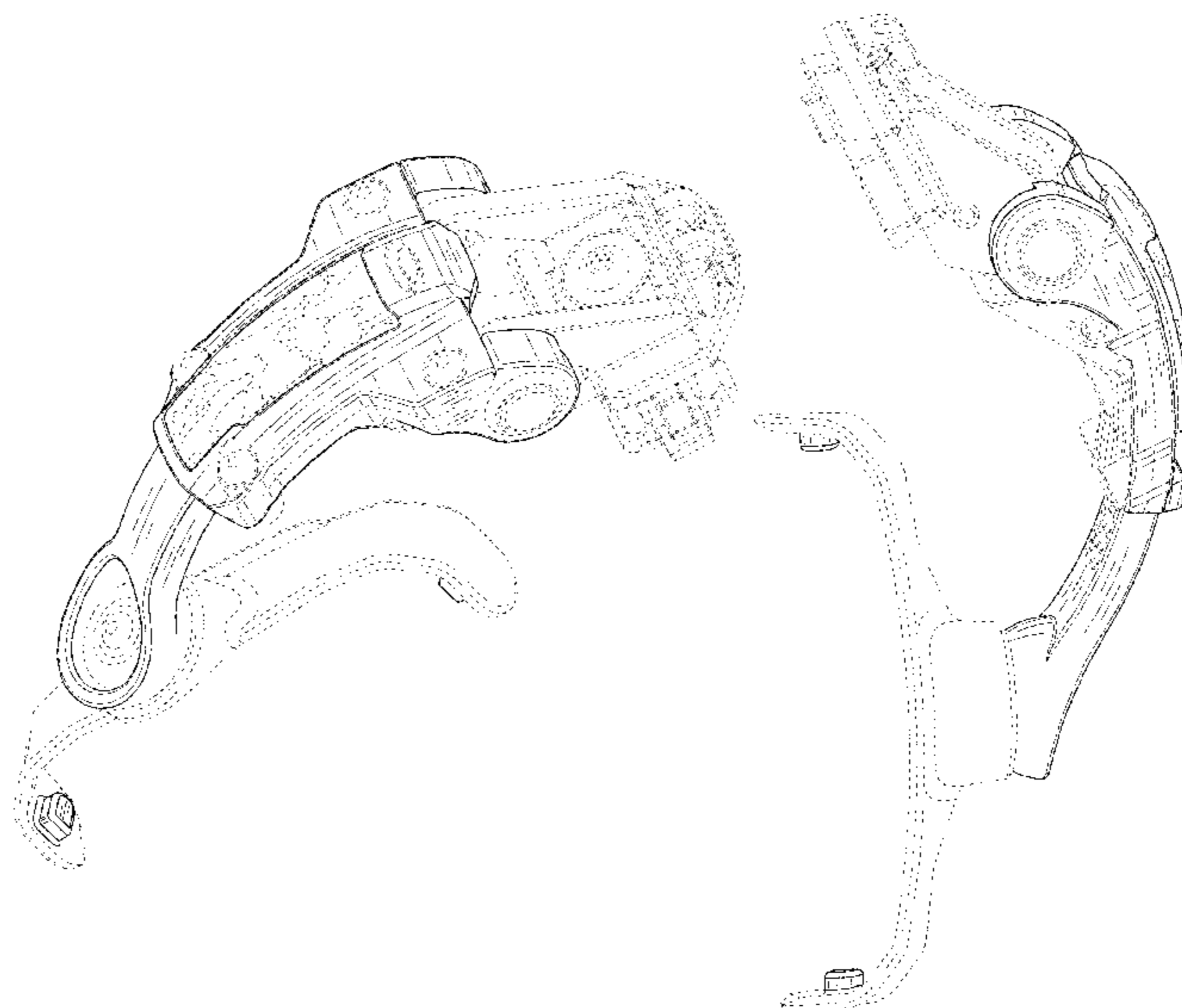
FIG. 6 is a left-side elevational view thereof;

FIG. 7 is a top plan view thereof; and,

FIG. 8 is a bottom plan view thereof.

The broken lines immediately adjacent the shaded areas represent the bounds of the claimed design, while all other broken lines are directed to unclaimed portions and are for illustrative purposes only; the broken lines form no part of the claimed design.

1 Claim, 6 Drawing Sheets



(56)

References Cited

U.S. PATENT DOCUMENTS

D277,237 S 1/1985 Lonnstedt
 4,788,724 A 12/1988 Lazzeroni et al.
 4,944,361 A 7/1990 Lindgren et al.
 4,987,640 A * 1/1991 Lin E05D 5/08
 16/327
 D320,605 S 10/1991 Chan
 D331,921 S 12/1992 Gutke et al.
 D333,306 S 2/1993 Ferraro
 5,185,807 A 2/1993 Bergin et al.
 D337,333 S 7/1993 Turk
 D363,065 S 10/1995 Karten et al.
 D367,477 S 2/1996 Rosen
 5,506,730 A * 4/1996 Morley A42B 3/04
 359/815
 5,542,627 A * 8/1996 Crenshaw A42B 3/04
 2/6.3
 5,581,806 A 12/1996 Capdepuy et al.
 5,590,209 A 12/1996 Pratt et al.
 5,757,339 A * 5/1998 Williams G02B 27/0172
 345/7
 D395,892 S 7/1998 Solomon
 D401,941 S 12/1998 Slappey
 5,914,816 A * 6/1999 Soto A42B 3/04
 2/6.5
 D427,382 S 6/2000 Leight et al.
 D460,078 S 7/2002 Li
 D464,469 S 10/2002 Dix et al.
 D499,216 S 11/2004 Haglund
 6,941,617 B2 * 9/2005 Pinto E05D 5/04
 16/297
 7,004,439 B1 * 2/2006 Taylor A42B 3/04
 248/548
 D576,608 S * 9/2008 Yu D14/205
 D599,355 S * 9/2009 Richter D14/253
 D605,629 S * 12/2009 Suwalski D14/206
 D616,419 S * 5/2010 Suwalski D14/206
 7,978,870 B2 7/2011 Cozens et al.
 D654,054 S * 2/2012 Kohte F16M 13/022
 D14/217
 D654,493 S * 2/2012 Baumann D14/253
 D655,283 S * 3/2012 Richter D14/253
 D655,284 S * 3/2012 Richter D14/253
 8,209,780 B1 * 7/2012 Lemire A42B 3/04
 2/422
 8,306,582 B2 11/2012 Williams et al.

8,381,318 B2 * 2/2013 Junker A42B 3/04
 2/422
 8,600,094 B2 12/2013 Kushnirov et al.
 D713,375 S * 9/2014 Dedinas D14/206
 D713,376 S * 9/2014 Dedinas D14/206
 D721,457 S * 1/2015 Milea D29/122
 D727,896 S * 4/2015 Laluque D14/372
 D729,458 S * 5/2015 Edwardsson D29/112
 D736,177 S * 8/2015 Winters D14/206
 D743,244 S * 11/2015 Anderson D8/394
 D757,683 S * 5/2016 Glezerman D14/206
 D763,828 S * 8/2016 Yoo D14/217
 D771,625 S * 11/2016 Sullivan D14/372
 D776,080 S * 1/2017 Enquist D14/205
 D777,383 S * 1/2017 Carroll D29/122
 D783,012 S * 4/2017 Lee D14/253
 D791,127 S * 7/2017 Sullivan D14/372
 D799,448 S * 10/2017 Zheng D14/217
 D804,106 S * 11/2017 Vos D29/122
 D807,587 S * 1/2018 Lebel D29/122
 D807,896 S * 1/2018 Cai D14/452
 10,058,141 B2 8/2018 Liu
 D837,765 S * 1/2019 Prohaszka D14/206
 D840,994 S * 2/2019 Balmer D14/253
 10,219,068 B2 2/2019 Cochran et al.
 D847,779 S * 5/2019 Williamson D14/205
 D864,901 S * 10/2019 Barber D14/205
 D864,902 S * 10/2019 Blundell D14/205
 D866,084 S * 11/2019 Brutler D29/122
 D868,741 S * 12/2019 Barber D14/217
 D876,017 S * 2/2020 Gustafsson D29/112
 2002/0167789 A1 * 11/2002 Novin B60R 11/0235
 361/679.06
 2004/0218776 A1 11/2004 Rolla
 2007/0200999 A1 * 8/2007 Lee G02C 11/04
 351/158
 2010/0180364 A1 * 7/2010 Willey A42B 3/042
 2/422
 2011/0314594 A1 12/2011 Rogers
 2012/0204331 A1 * 8/2012 Lebel G02C 7/022
 2/422
 2012/0317706 A1 * 12/2012 Lebel F41H 1/08
 2/422
 2013/0219598 A1 8/2013 Pfanner
 2013/0285886 A1 * 10/2013 Pombo G02B 27/0176
 345/8
 2016/0324248 A1 11/2016 Winters et al.
 2018/0035020 A1 2/2018 Pan et al.
 2018/0206577 A1 * 7/2018 Dextraze A42B 3/042

* cited by examiner

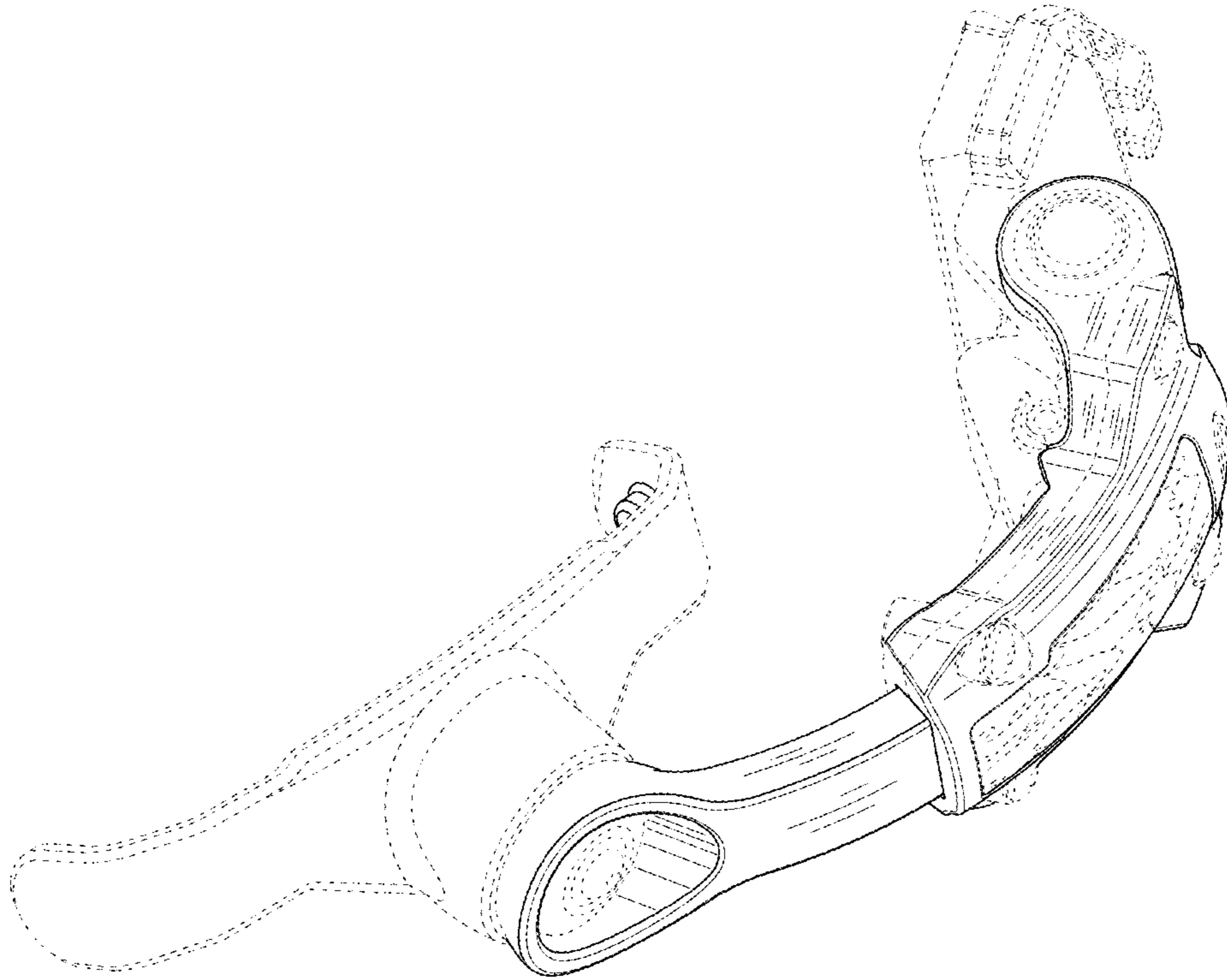


FIG. 1

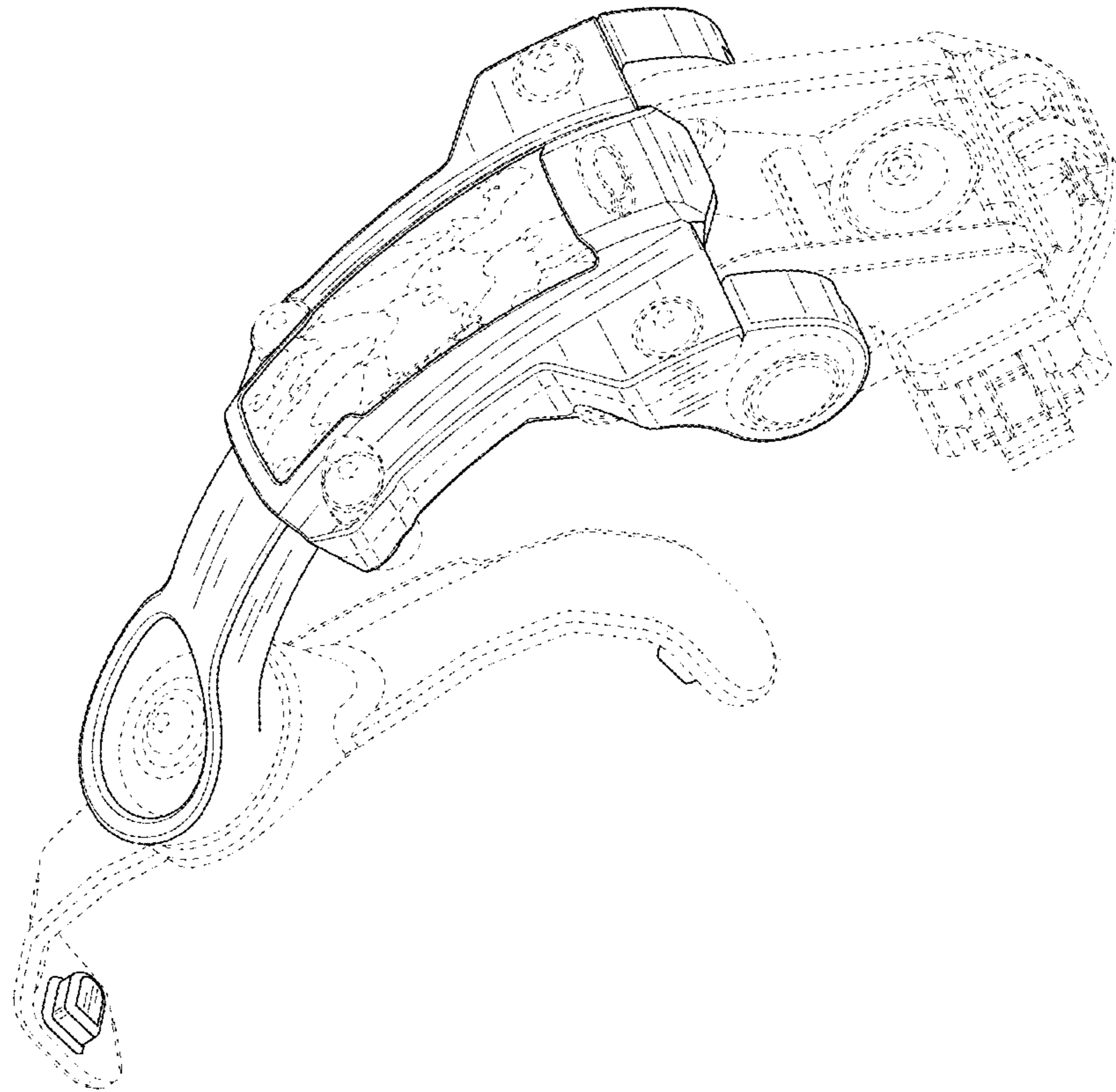


FIG. 2

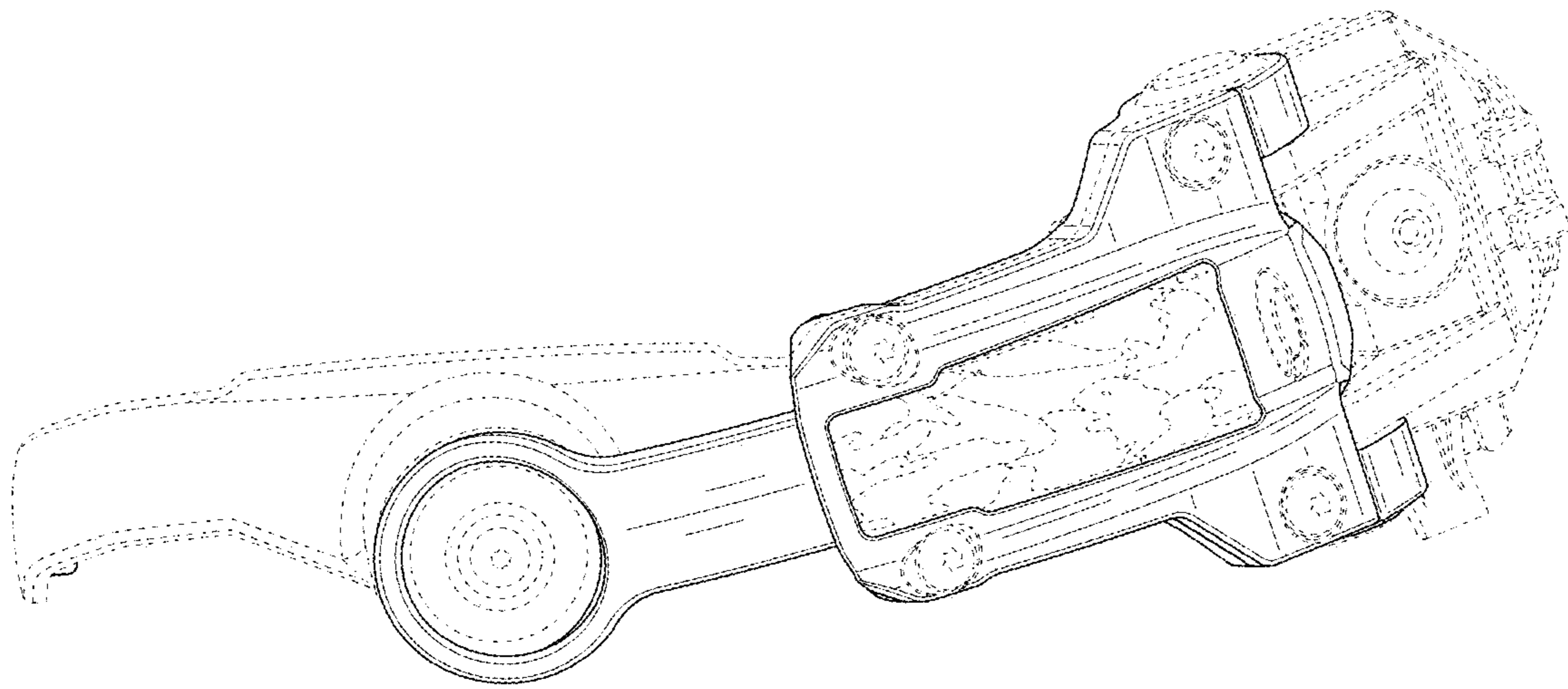


FIG. 3

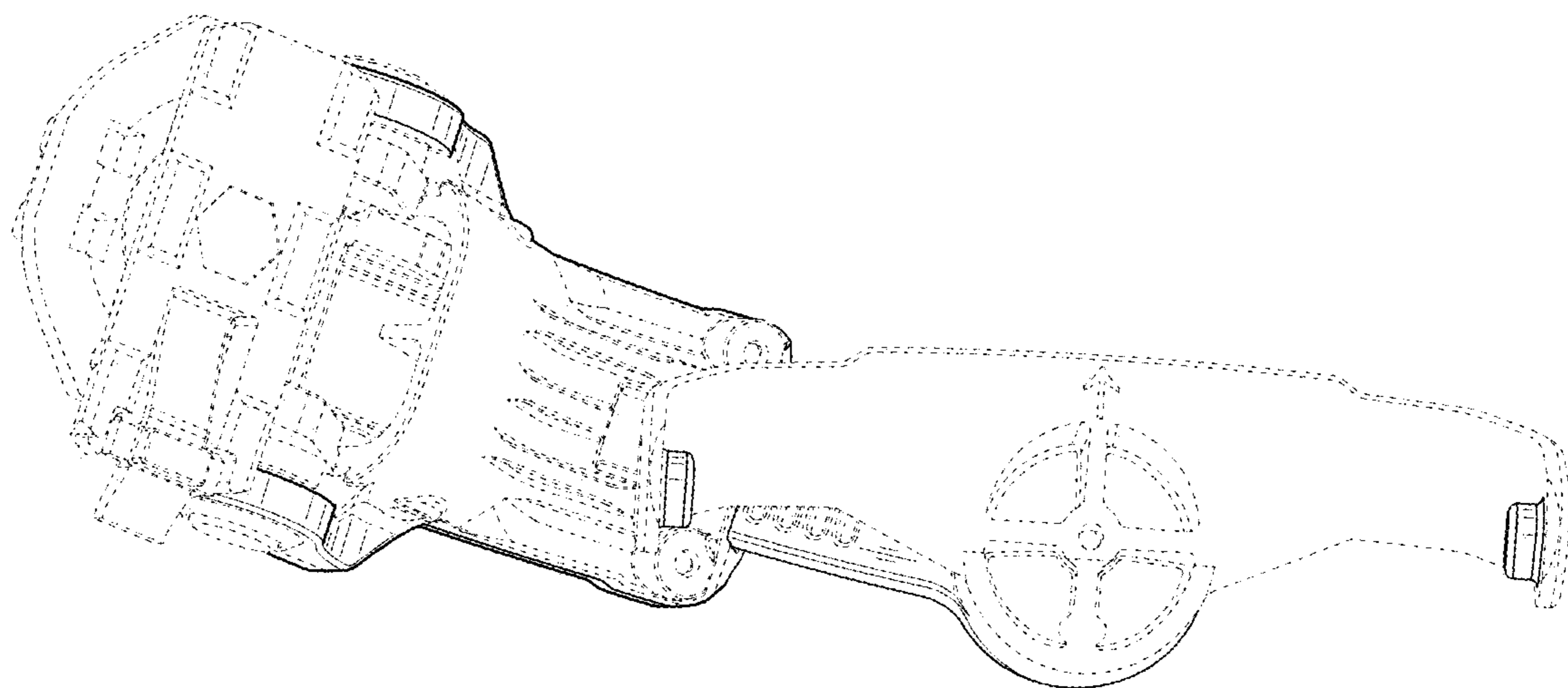


FIG. 4

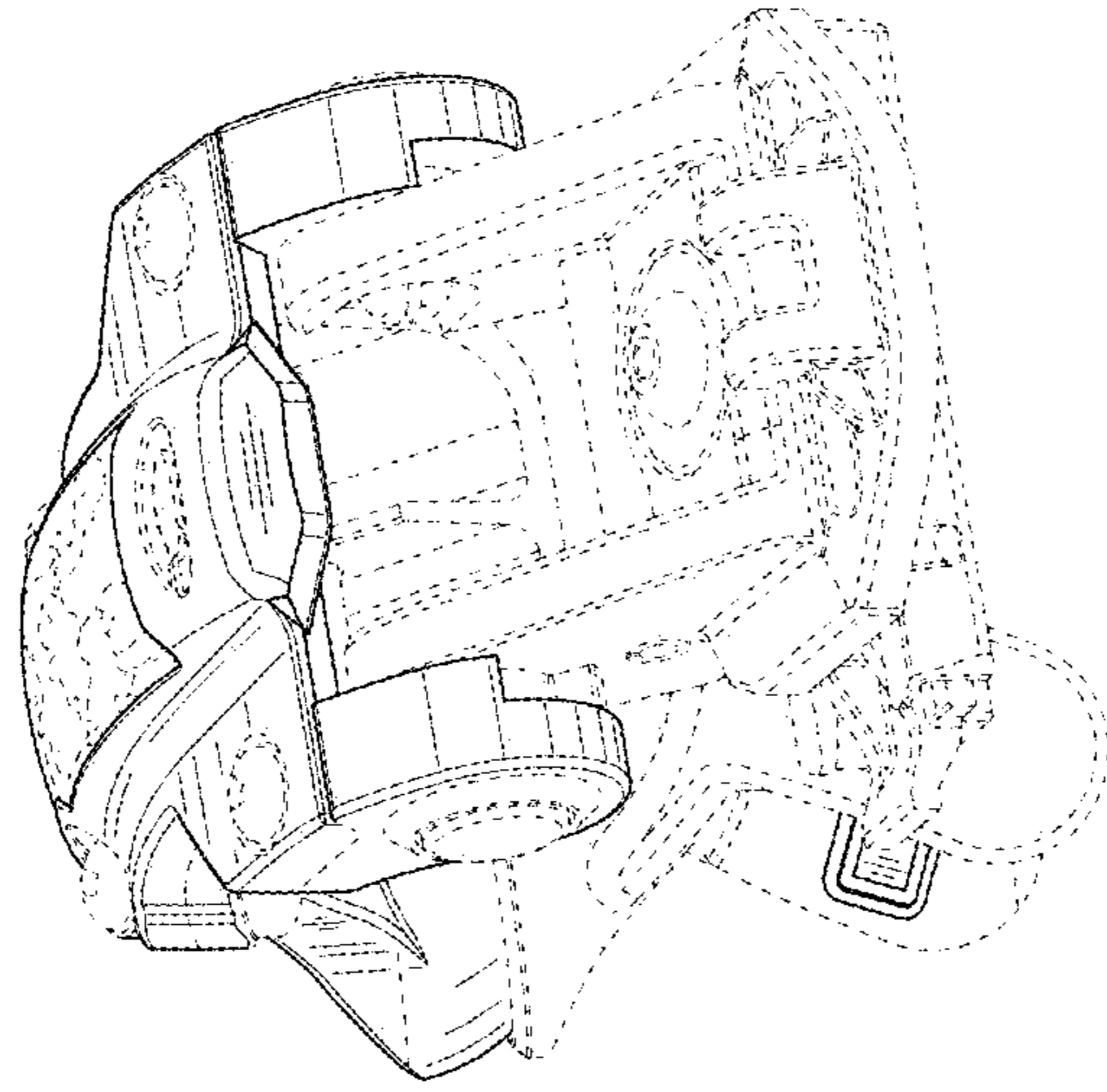


FIG. 5

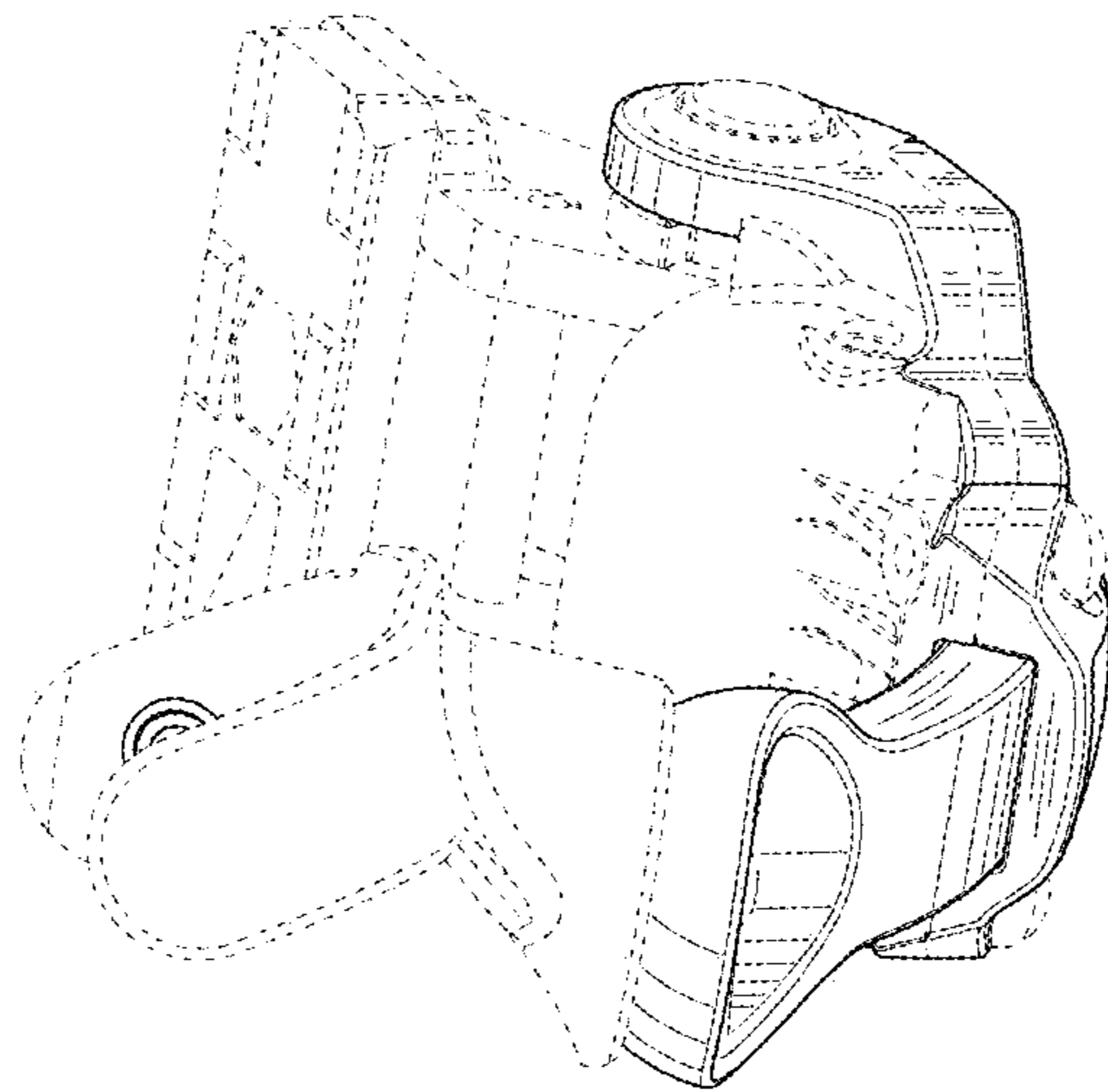


FIG. 6

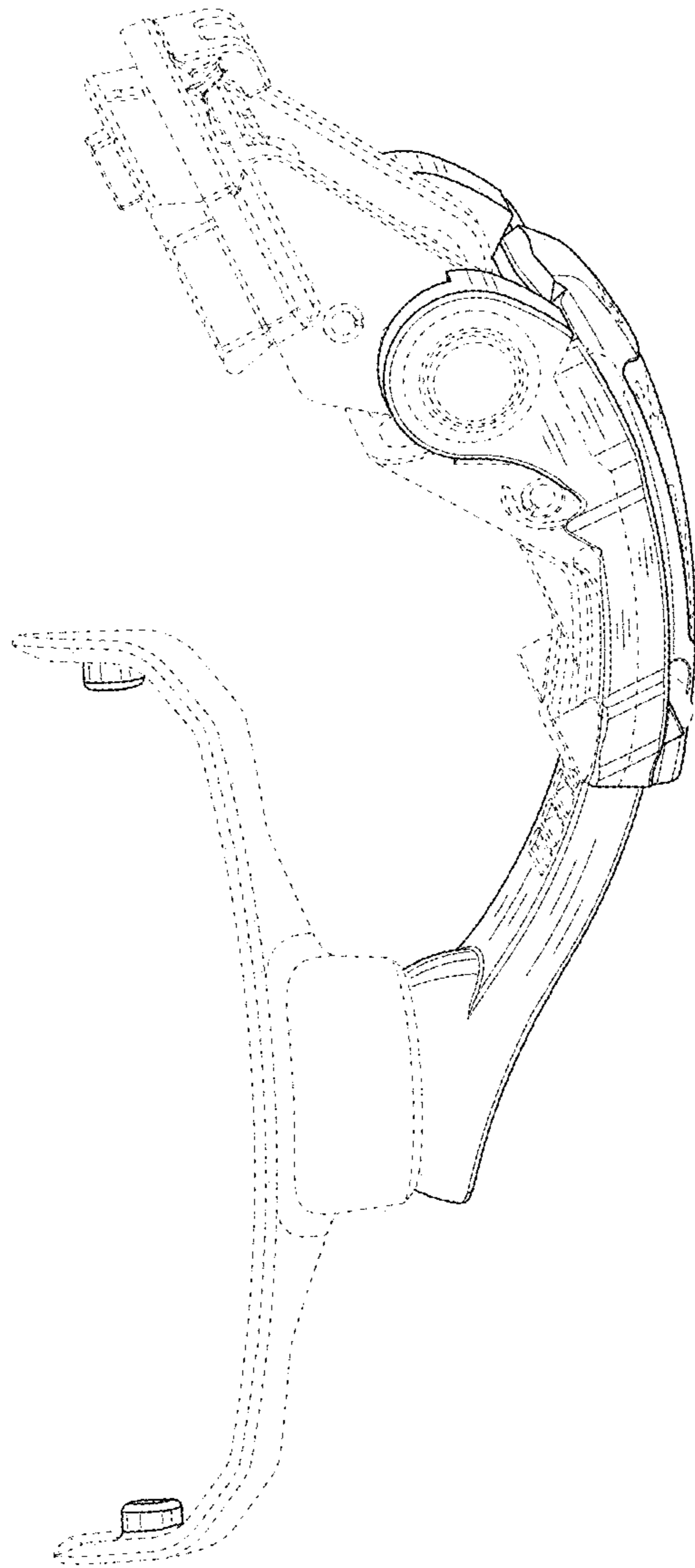


FIG. 7

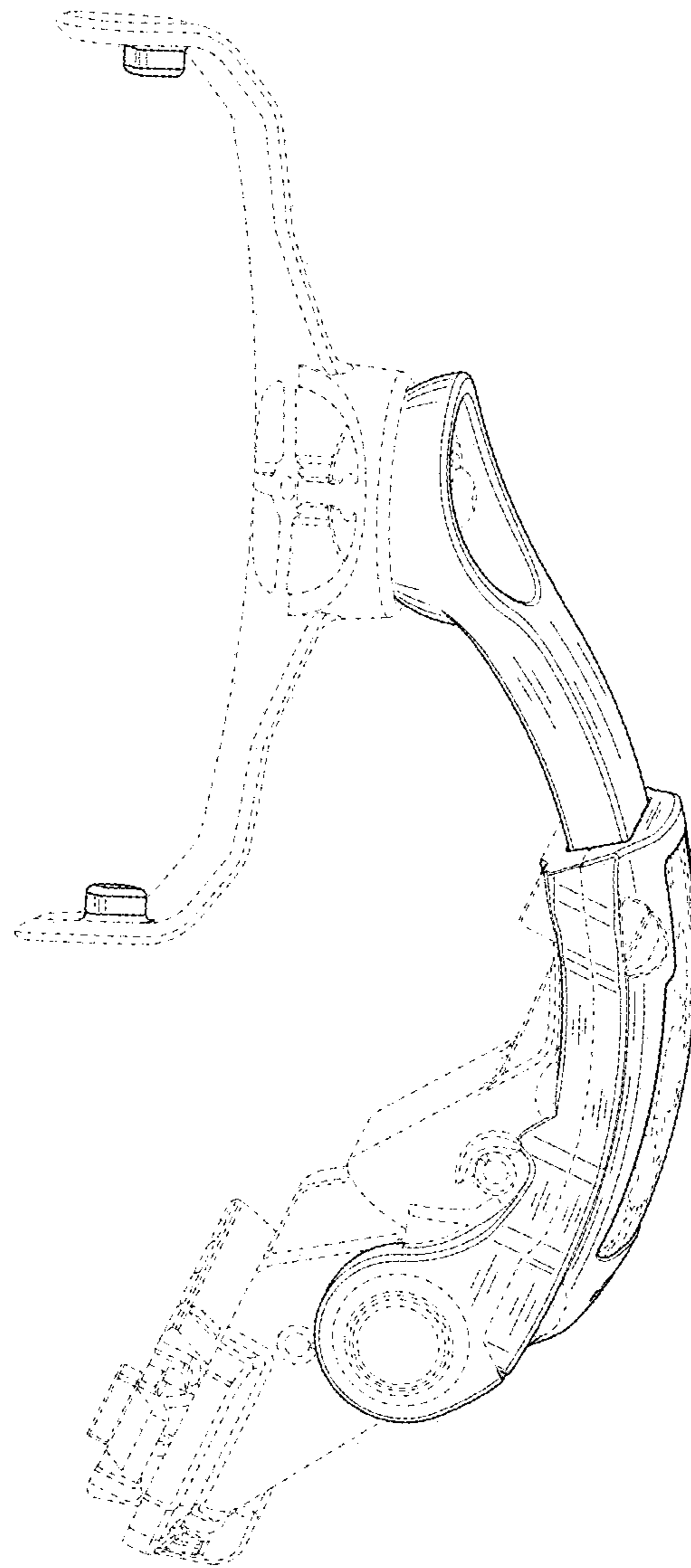


FIG. 8