



US00D911608S

(12) **United States Design Patent** (10) **Patent No.:** **US D911,608 S**  
**Riehle et al.** (45) **Date of Patent:** **\*\* Feb. 23, 2021**

- (54) **SHAVING RAZOR HANDLE**
- (71) Applicant: **The Gillette Company LLC**, Boston, MA (US)
- (72) Inventors: **Jonathon Albert Riehle**, Brighton, MA (US); **Rory Frederick Wellington McGarry**, Boston, MA (US)
- (73) Assignee: **The Gillette Company LLC**, Boston, MA (US)
- (\*\*) Term: **15 Years**
- (21) Appl. No.: **29/701,658**
- (22) Filed: **Aug. 13, 2019**
- (51) **LOC (13) Cl.** ..... **28-03**
- (52) **U.S. Cl.**  
USPC ..... **D28/48**
- (58) **Field of Classification Search**  
USPC ..... D28/46-48  
CPC ..... B26B 21/00-06; B26B 21/08-38; B26B 21/44-50; B26B 21/405-4056; B26B 21/52-528  
See application file for complete search history.

- D652,991 S 1/2012 Cavazos  
D695,458 S 12/2013 Ramm  
D700,995 S \* 3/2014 Lee ..... D28/48  
D700,996 S \* 3/2014 Lee ..... D28/48  
D764,102 S \* 8/2016 Christie ..... D28/48  
D802,212 S 11/2017 Bae  
D829,993 S \* 10/2018 Hage ..... D28/48  
D842,542 S \* 3/2019 Ramm ..... D28/48  
D842,543 S \* 3/2019 Ramm ..... D28/48  
D842,544 S \* 3/2019 Ramm ..... D28/48

(Continued)

*Primary Examiner* — Jennifer Rivard  
(74) *Attorney, Agent, or Firm* — John M. Lipchitz

(57) **CLAIM**

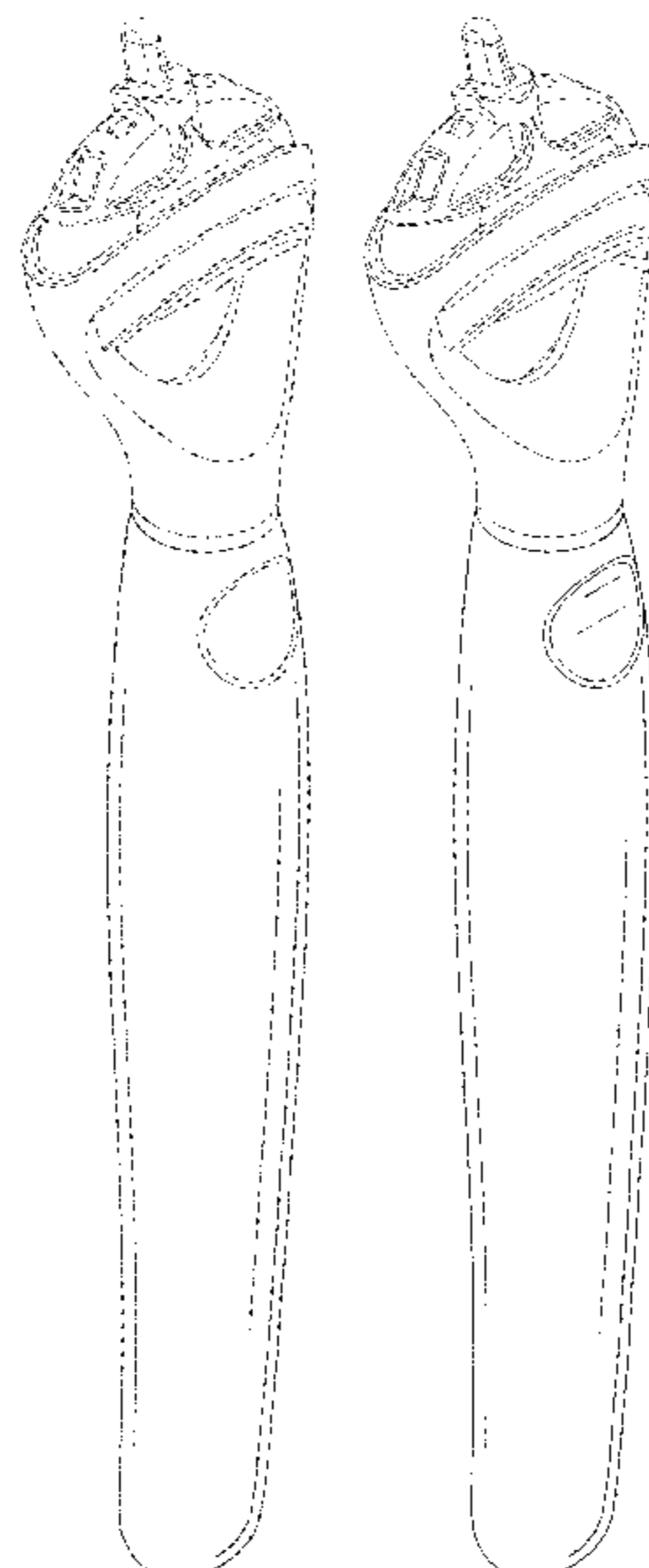
The ornamental design for a shaving razor handle, as shown and described.

**DESCRIPTION**

FIG. 1 is a first perspective view of a design of a shaving razor handle of the present invention;  
FIG. 2 is a top view thereof;  
FIG. 3 is a bottom view thereof;  
FIG. 4 is a left side view thereof;  
FIG. 5 is a right side view thereof;  
FIG. 6 is a front view thereof;  
FIG. 7 is a rear view thereof;  
FIG. 8 is a second perspective view thereof;  
FIG. 9 is a first perspective view of another embodiment of a shaving razor handle of the present invention;  
FIG. 10 is a top view thereof;  
FIG. 11 is a bottom view thereof;  
FIG. 12 is a left side view thereof;  
FIG. 13 is a right side view thereof;  
FIG. 14 is a front view thereof;  
FIG. 15 is a rear view thereof; and,  
FIG. 16 is a second perspective view thereof.  
The dash broken lines shown illustrate portions of the shaving razor handle and form no part of the claimed design.

- (56) **References Cited**  
U.S. PATENT DOCUMENTS
- |            |         |         |
|------------|---------|---------|
| D327,139 S | 6/1992  | Tilley  |
| D335,722 S | 5/1993  | Gray    |
| D419,265 S | 1/2000  | Gray    |
| D444,267 S | 6/2001  | Gray    |
| D500,390 S | 12/2004 | Gray    |
| D510,643 S | 10/2005 | Gray    |
| D515,740 S | 2/2006  | Provost |
| D534,686 S | 1/2007  | Provost |
| D534,688 S | 1/2007  | Provost |
| D563,045 S | 2/2008  | Provost |
| D563,046 S | 2/2008  | Provost |
| D604,906 S | 11/2009 | Stowers |

**1 Claim, 8 Drawing Sheets**



(56)

**References Cited**

U.S. PATENT DOCUMENTS

D857,991 S \* 8/2019 Atlason ..... D28/48  
D872,365 S 1/2020 Zaremba  
D880,063 S \* 3/2020 Ramm ..... D28/48  
D887,082 S \* 6/2020 Zaremba ..... D28/48  
2010/0313425 A1\* 12/2010 Hawes ..... A45D 26/00  
30/44  
2013/0291390 A1\* 11/2013 Gajria ..... B26B 21/52  
30/526  
2019/0193293 A1\* 6/2019 Peach ..... B26B 21/222

\* cited by examiner

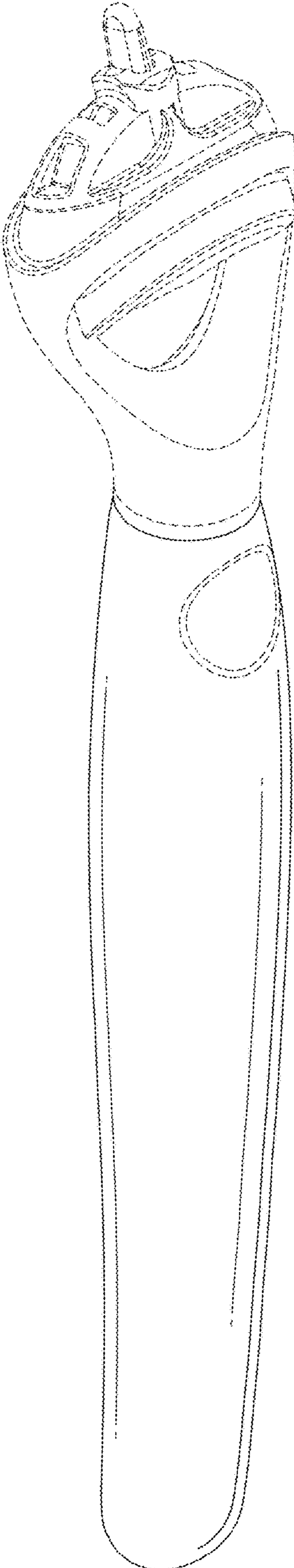


FIG. 1

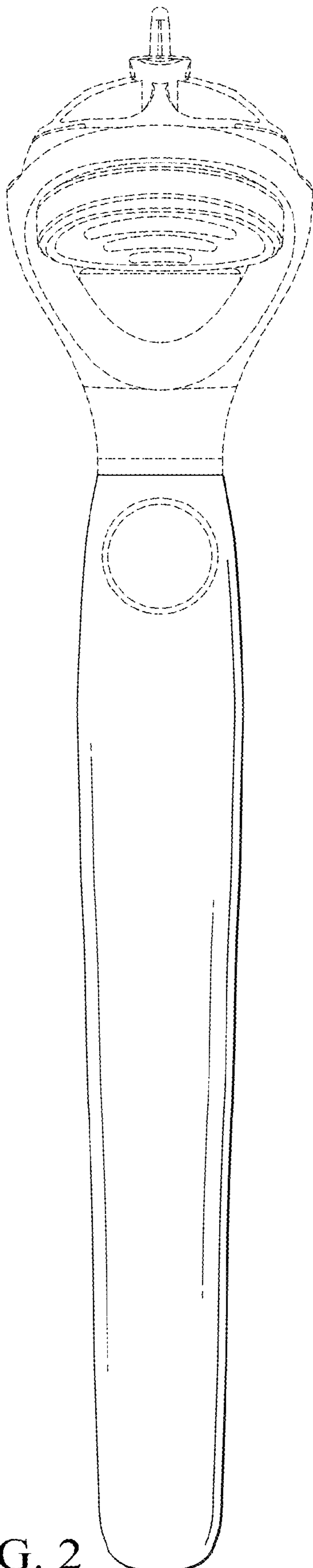


FIG. 2

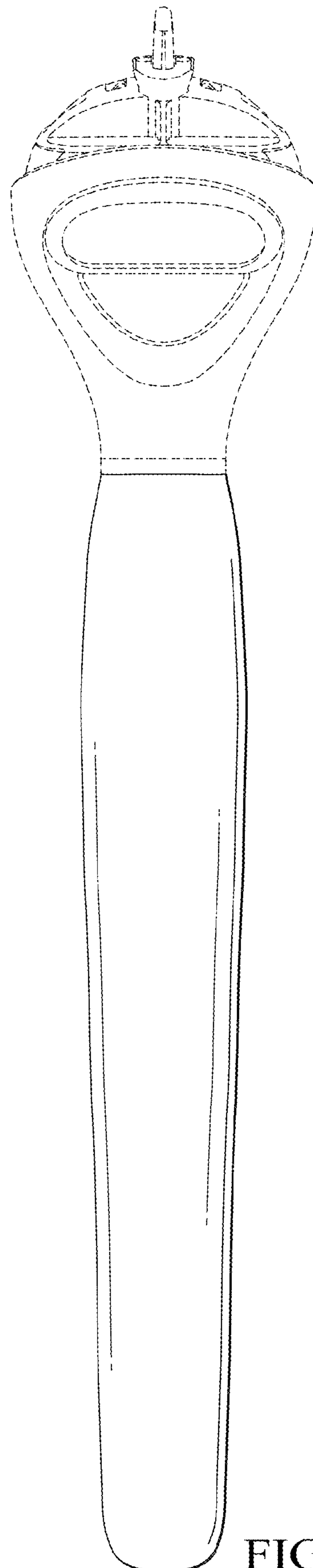


FIG. 3

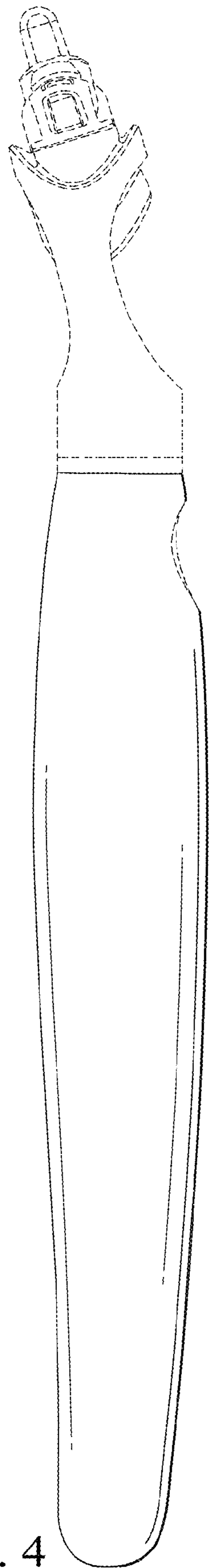


FIG. 4

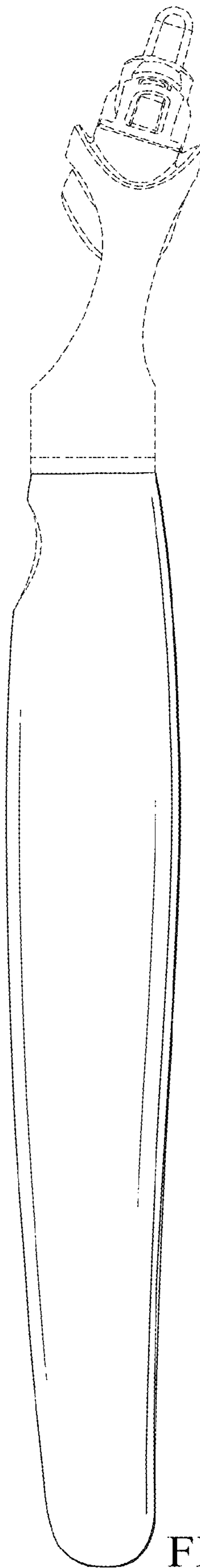


FIG. 5

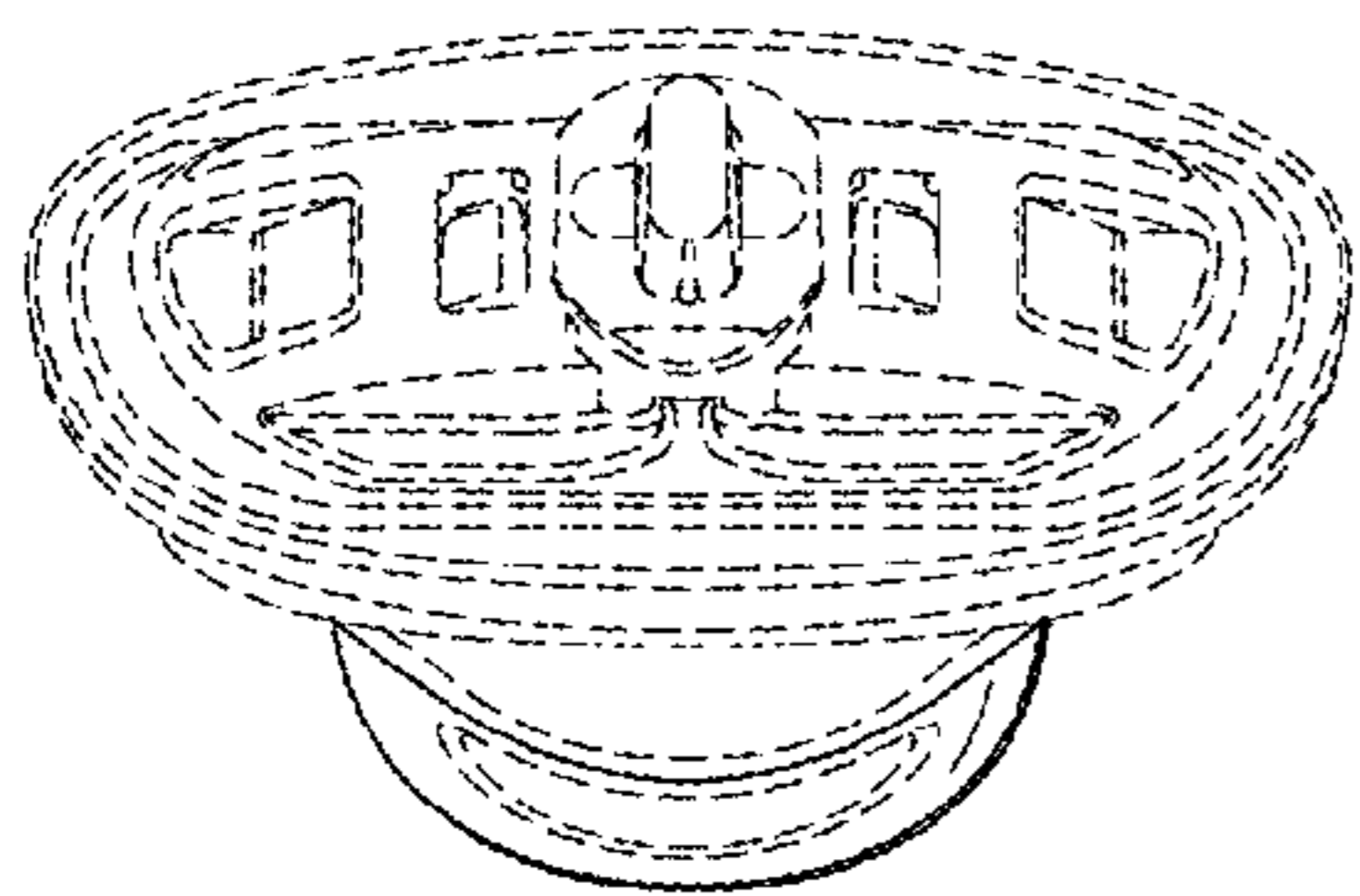


FIG. 6

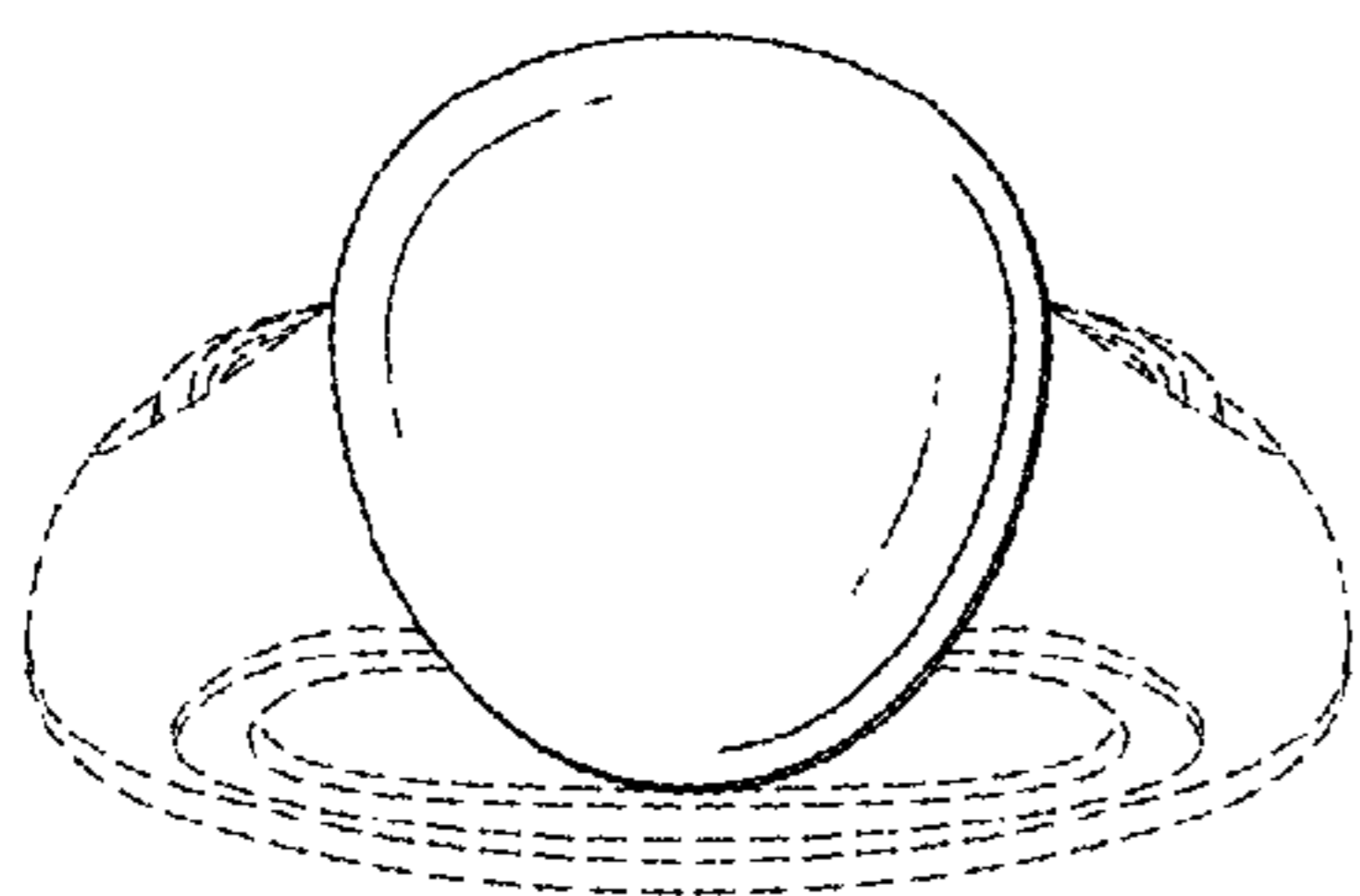


FIG. 7

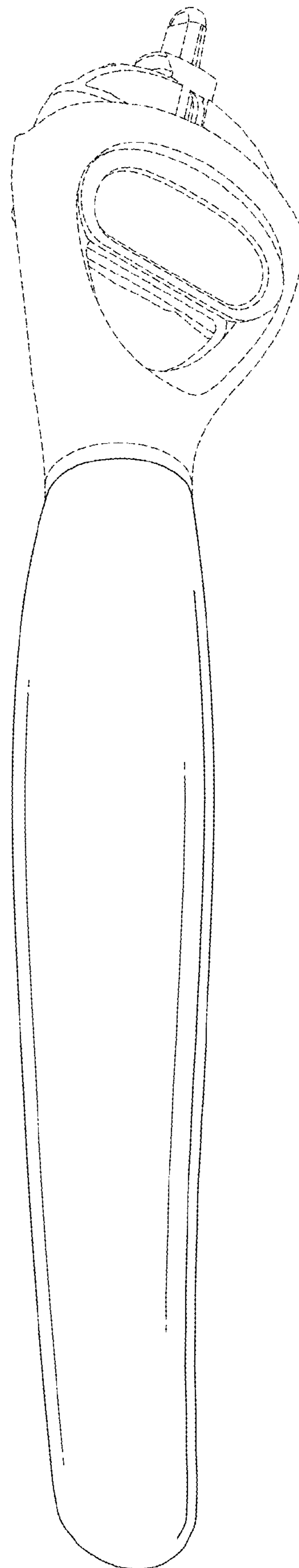


FIG. 8

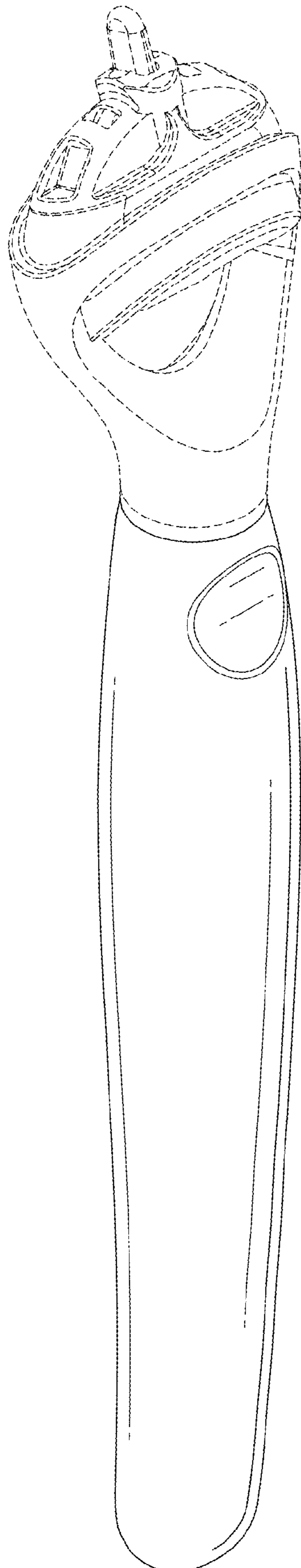


FIG. 9

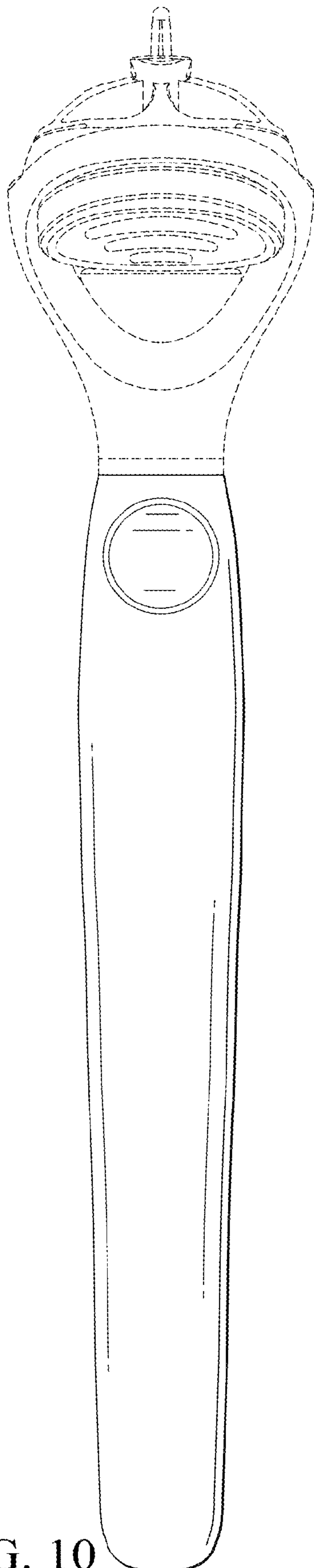


FIG. 10

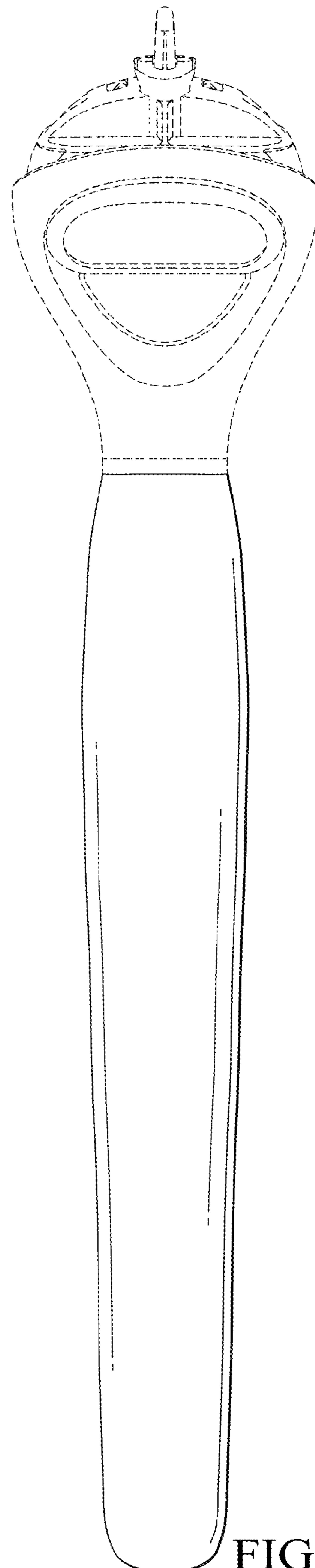


FIG. 11



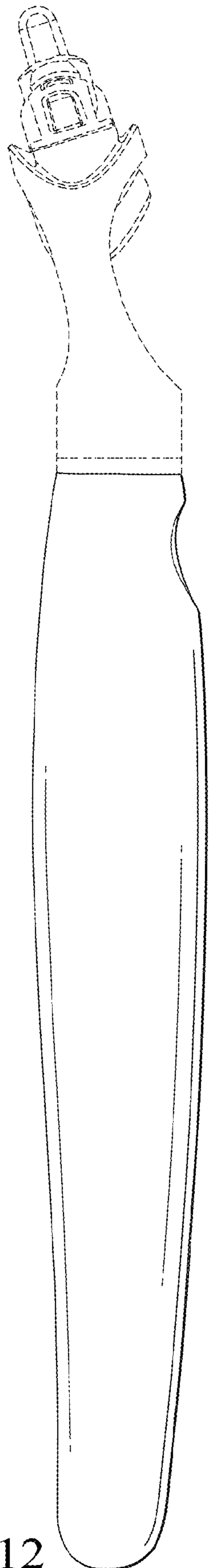


FIG. 12

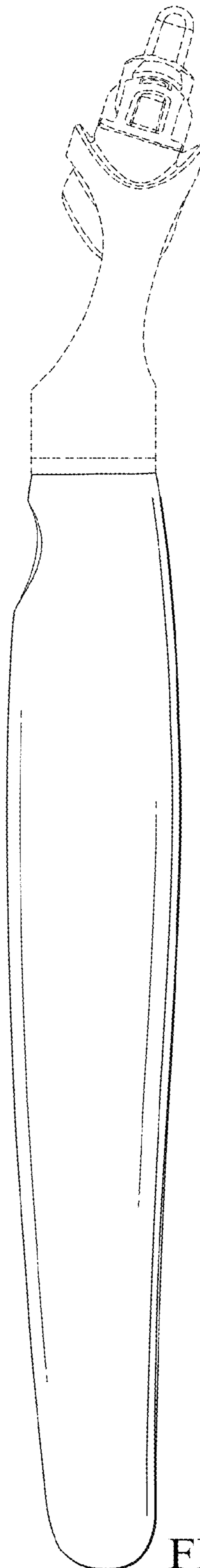


FIG. 13

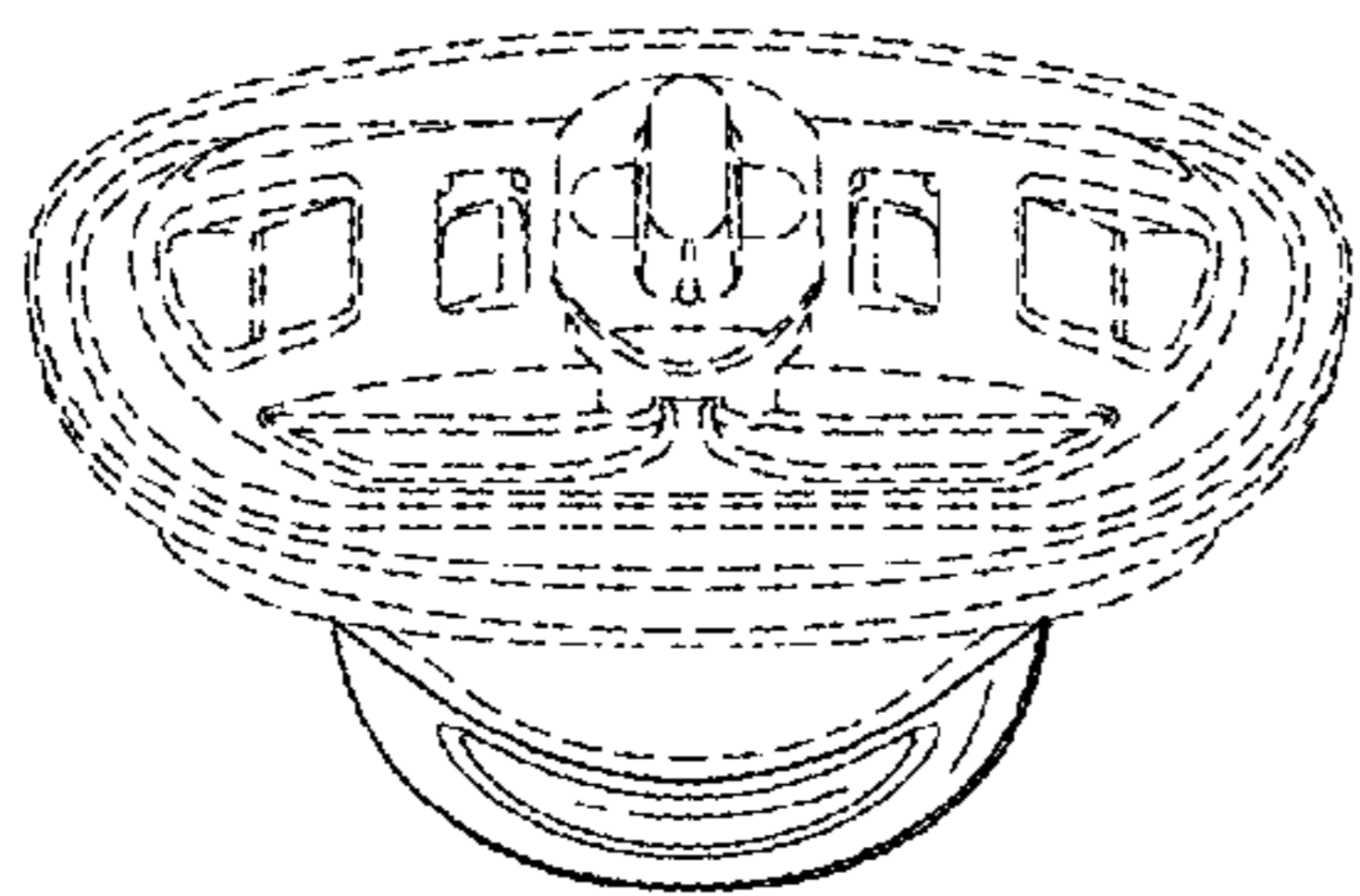


FIG. 14

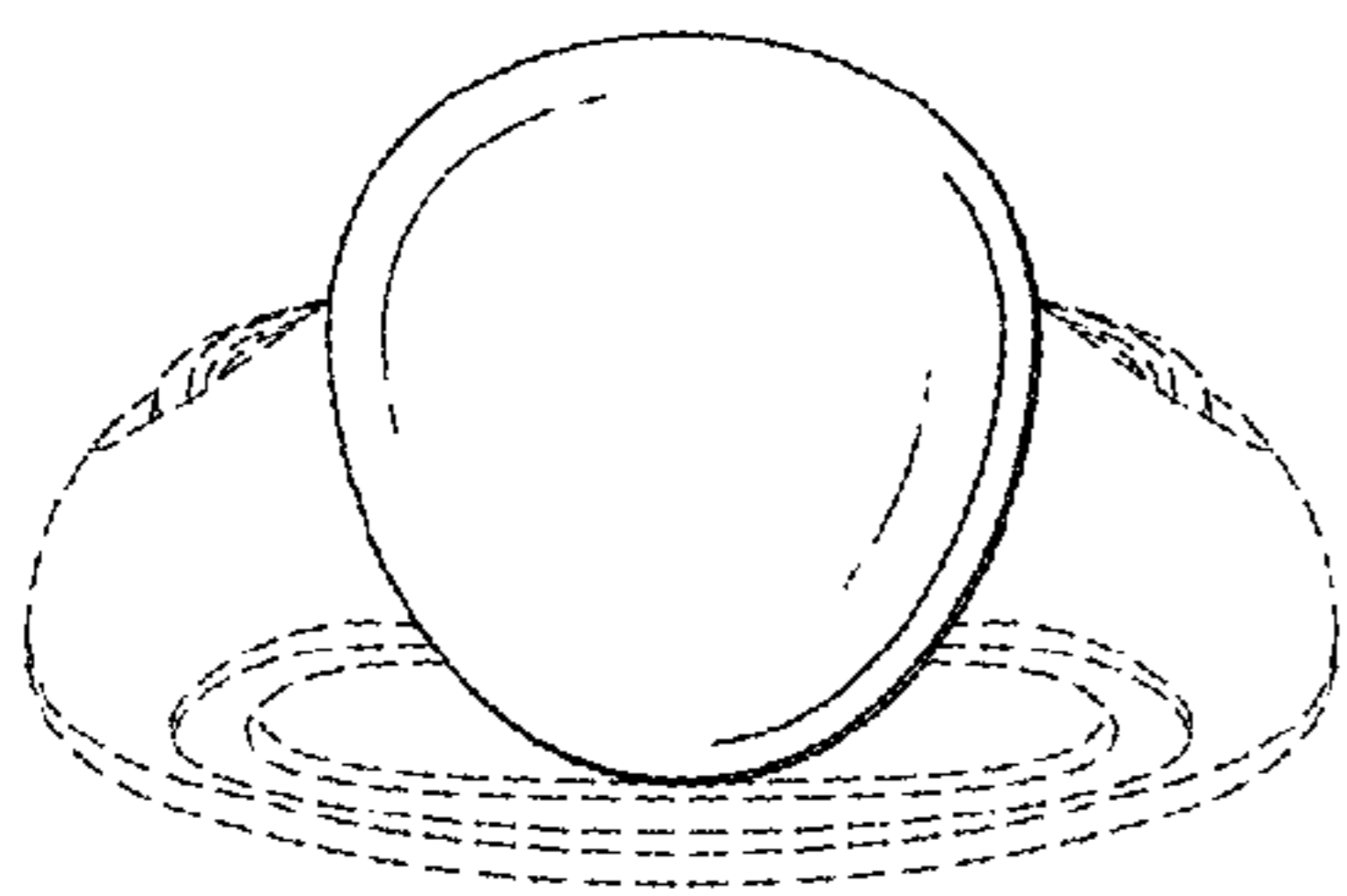


FIG. 15

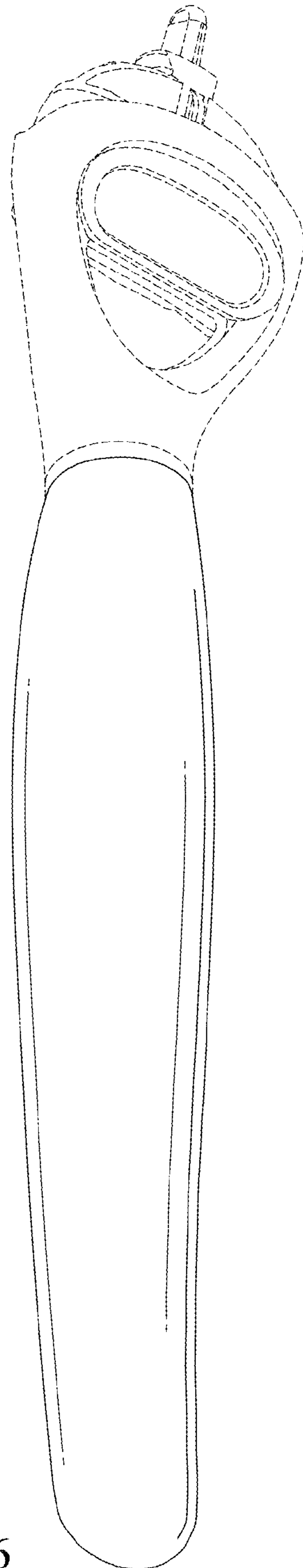


FIG. 16