

US00D911607S

(12) **United States Design Patent** (10) **Patent No.:** **US D911,607 S**  
**McGarry et al.** (45) **Date of Patent:** **\*\* Feb. 23, 2021**

(54) **SHAVING RAZOR HANDLE**  
(71) Applicant: **The Gillette Company LLC**, Boston, MA (US)  
(72) Inventors: **Rory Frederick Wellington McGarry**, Boston, MA (US); **Brian Patrick Watson**, Marshfield, MA (US); **Philipp Goeder**, Frankfurt (DE); **Oliver Felix Grabes**, Frankfurt (DE)  
(73) Assignee: **The Gillette Company LLC**, Boston, MA (US)  
(\*\*) Term: **15 Years**  
(21) Appl. No.: **29/693,000**  
(22) Filed: **May 30, 2019**  
(51) **LOC (13) Cl.** ..... **28-03**  
(52) **U.S. Cl.**  
USPC ..... **D28/48**  
(58) **Field of Classification Search**  
USPC ..... D28/46-48  
CPC ..... B26B 21/00-06; B26B 21/08-38; B26B 21/44-50; B26B 21/405-4056; B26B 21/52-528  
See application file for complete search history.

D764,102 S \* 8/2016 Christie ..... D28/48  
D802,842 S 11/2017 Ngo  
D805,251 S 12/2017 Newlin  
D816,271 S 4/2018 Huang  
D829,993 S \* 10/2018 Hage ..... D28/48  
D837,452 S 1/2019 Goeder  
D842,542 S \* 3/2019 Ramm ..... D28/48  
D842,543 S \* 3/2019 Ramm ..... D28/48  
D842,544 S \* 3/2019 Ramm ..... D28/48  
D857,991 S \* 8/2019 Atlason ..... D28/48  
D880,063 S \* 3/2020 Ramm ..... D28/48  
D887,082 S \* 6/2020 Zarembo ..... D28/48  
2010/0313425 A1 \* 12/2010 Hawes ..... A45D 26/00  
30/44  
2013/0291390 A1 \* 11/2013 Gajria ..... B26B 21/52  
30/526  
2017/0112002 A1 4/2017 Behrendt  
2017/0264036 A1 9/2017 Broemse  
2019/0193293 A1 \* 6/2019 Peach ..... B26B 21/222

\* cited by examiner

*Primary Examiner* — Jennifer Rivard  
(74) *Attorney, Agent, or Firm* — John M. Lipchitz

(57) **CLAIM**

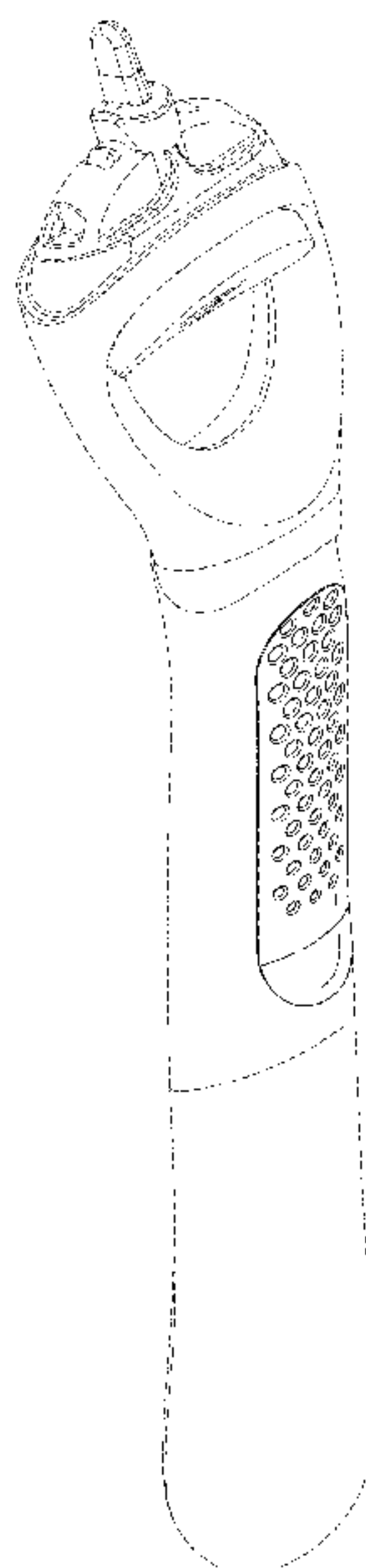
The ornamental design for a shaving razor handle, as shown and described.

**DESCRIPTION**

FIG. 1 is a first perspective view of our design of a portion of a shaving razor handle of the present invention;  
FIG. 2 is a top view thereof;  
FIG. 3 is a bottom view thereof;  
FIG. 4 is a left side view thereof;  
FIG. 5 is a right side view thereof;  
FIG. 6 is a front view thereof; and,  
FIG. 7 is a rear view thereof.  
The dash broken lines illustrate portions of the handle and form no part of the claimed design.

**1 Claim, 4 Drawing Sheets**

(56) **References Cited**  
U.S. PATENT DOCUMENTS  
D254,692 S 4/1980 Del  
6,792,682 B2 9/2004 Follo  
D636,531 S 4/2011 Wilson  
D652,991 S 1/2012 Cavazos  
D656,676 S 3/2012 Cavazos  
D700,995 S \* 3/2014 Lee ..... D28/48  
D700,996 S \* 3/2014 Lee ..... D28/48  
D724,269 S 3/2015 Szczepanowski  
D724,270 S 3/2015 Sims



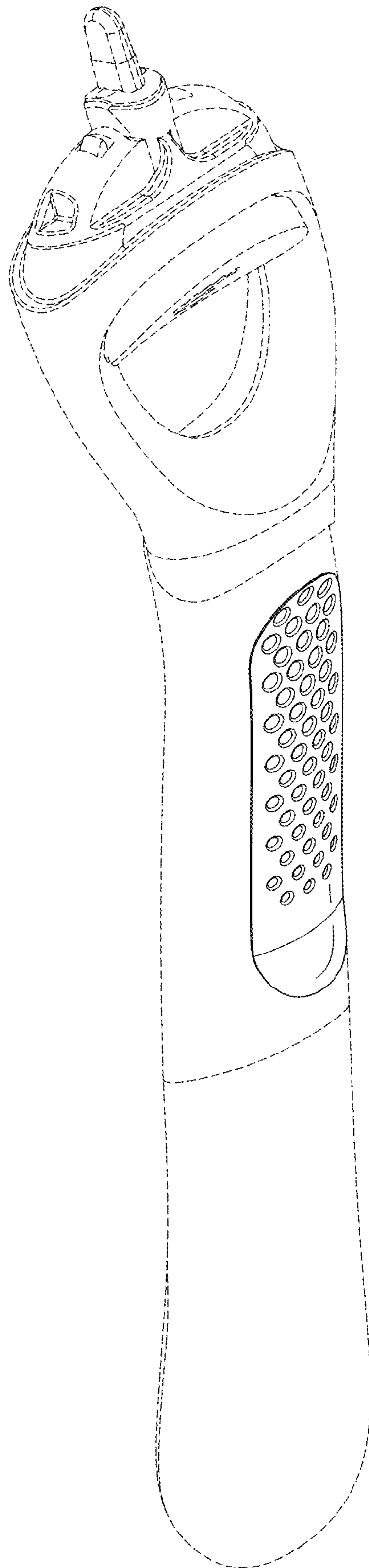


FIG. 1

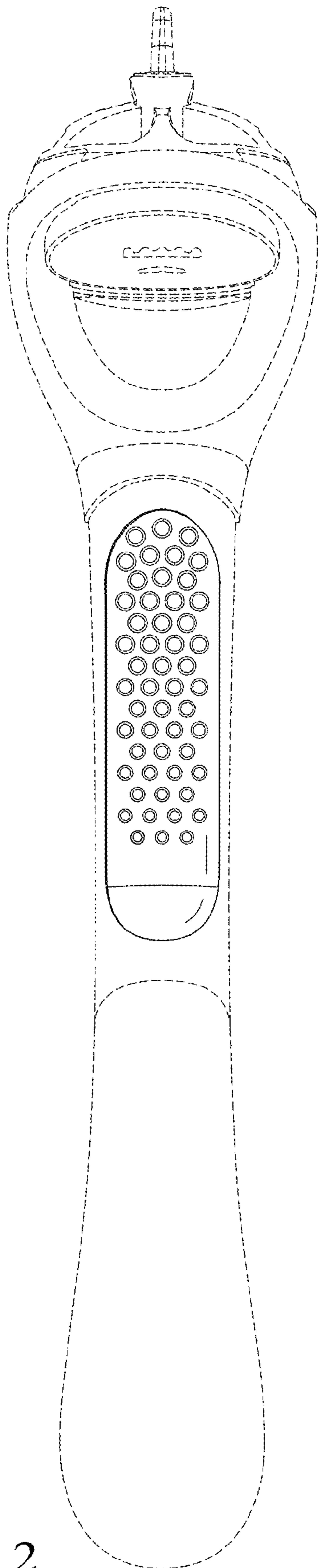


FIG. 2

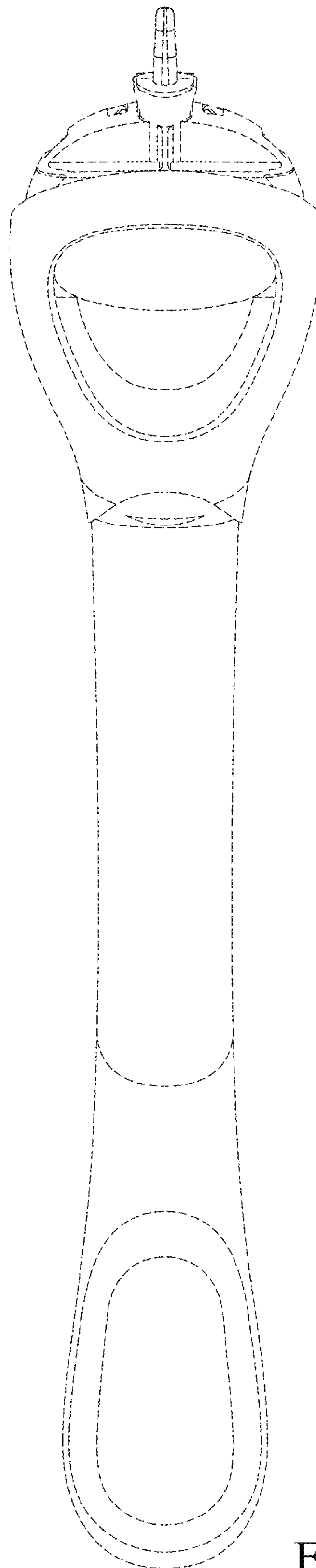


FIG. 3

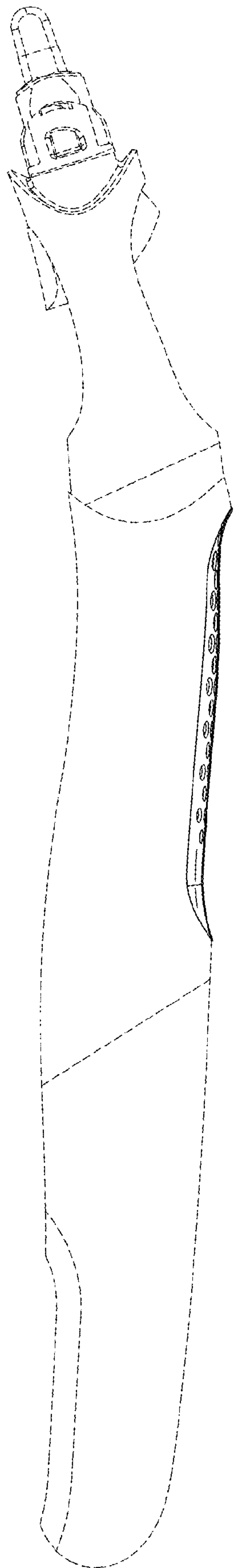


FIG. 4

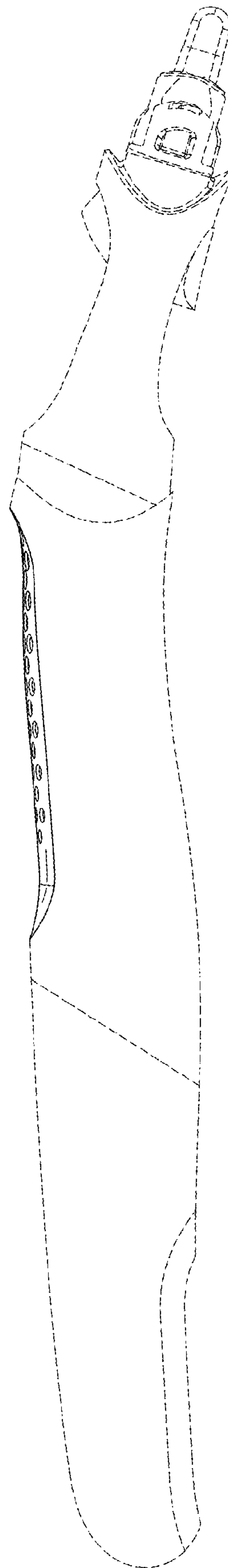


FIG. 5

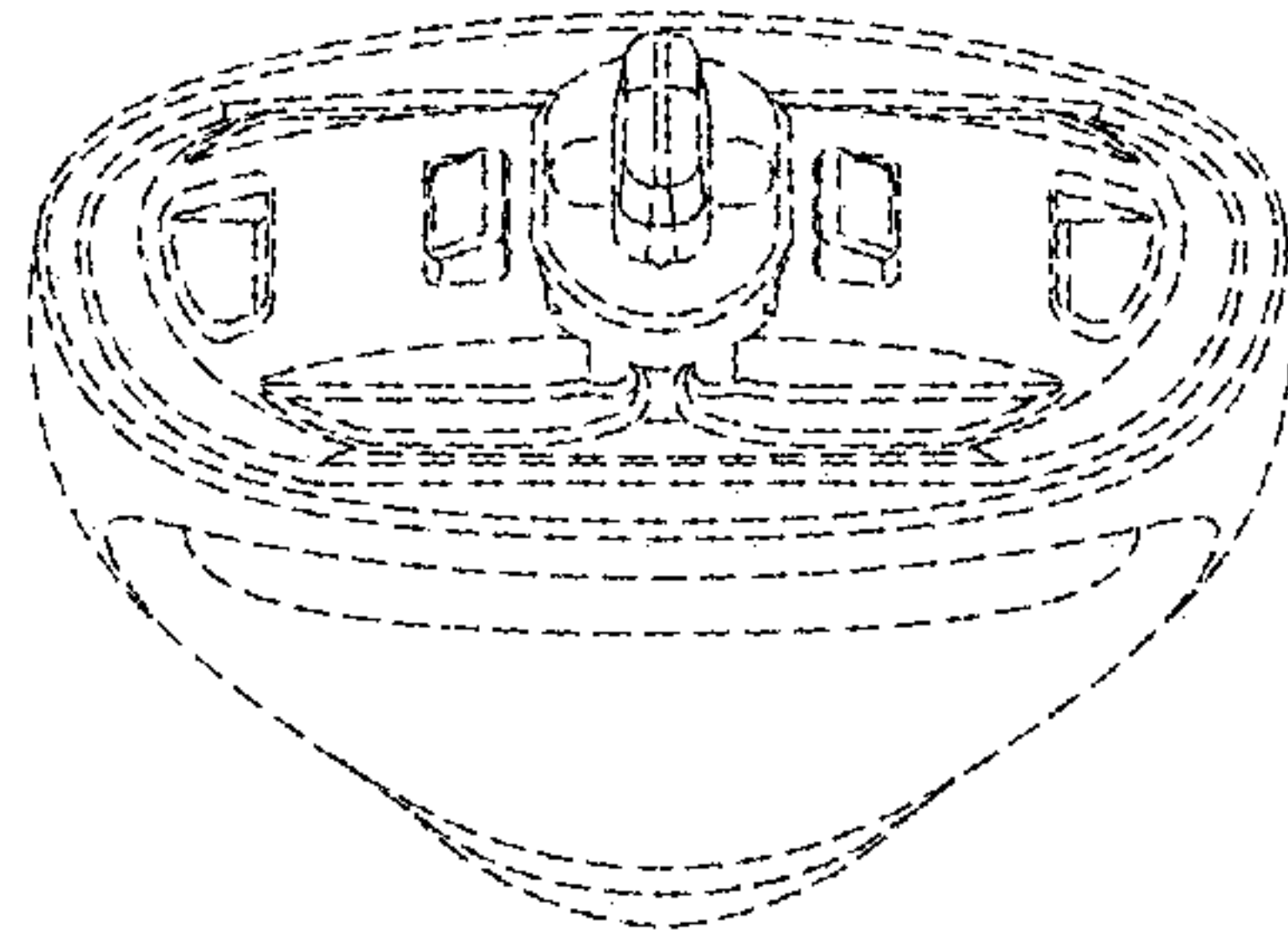


FIG. 6

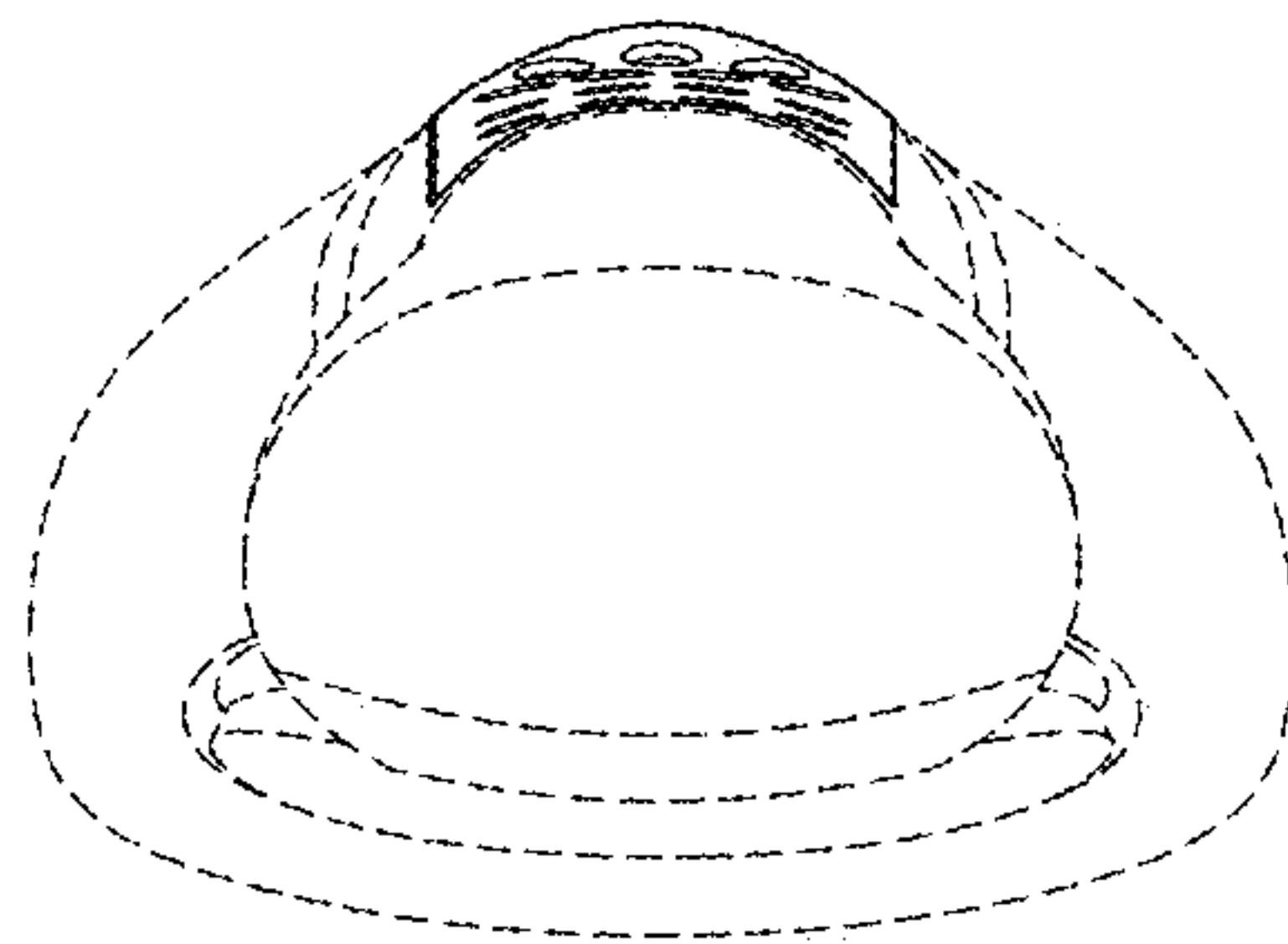


FIG. 7