



US00D911552S

(12) **United States Design Patent** (10) **Patent No.:** **US D911,552 S**
Kitada (45) **Date of Patent:** **** Feb. 23, 2021**

(54) **OFFICE BOOTH**
(71) Applicant: **OKAMURA CORPORATION**,
Yokohama (JP)
(72) Inventor: **Kazuhiko Kitada**, Yokohama (JP)
(73) Assignee: **Okamura Cornoration**, Yokohama (JP)
(**) Term: **15 Years**

D844,818 S * 4/2019 Zhu D25/16
D872,302 S * 1/2020 Tibi D25/16
D872,303 S * 1/2020 Tibi D25/16
D880,002 S * 3/2020 Lucas D25/33
D886,324 S * 6/2020 Haveri D25/16
2017/0337783 A1* 11/2017 Konecny G07F 19/202

(21) Appl. No.: **29/679,541**
(22) Filed: **Feb. 7, 2019**

FOREIGN PATENT DOCUMENTS

EM 001654989-0009 * 3/2010

(30) **Foreign Application Priority Data**
Aug. 10, 2018 (JP) 2018-017577
(51) **LOC (13) Cl.** **06-06**
(52) **U.S. Cl.**
USPC **D25/16**
(58) **Field of Classification Search**
USPC D6/640; D21/834, 837, 838; D25/1, 4,
D25/15-35
CPC E04H 1/02; E04H 1/12; E04H 1/1205;
E04H 1/14; E04H 1/125-1277; E04H
9/12; E04H 9/14; E04H 9/16; E04H
15/001; E04H 15/008; E04H 15/38; E04H
2001/1283-1294
See application file for complete search history.

OTHER PUBLICATIONS

Office Phone Booth & Meeting Box SilenSpace Privacy Pods
<https://silenspace.com/> May 2018 (Year: 2018).*
Okamura Telecube https://www.okamura.co.jp/company/topics/office/2018/work_booth.php Nov. 6, 2018 (Year: 2018).*
Telecube by Okamura <https://kyodonewsprwire.jp/release/201909301519> Posted Sep. 30, 2019 (Year: 2019).*

* cited by examiner

Primary Examiner — Leanne Was-Englehart
(74) *Attorney, Agent, or Firm* — Sughrue Mion, PLLC

(56) **References Cited**
U.S. PATENT DOCUMENTS
D241,333 S * 9/1976 Wheeler D25/16
D250,837 S * 1/1979 Lahaie D25/1
D822,849 S * 7/2018 Levy D25/35
D844,810 S * 4/2019 Hallfors D25/16
D844,817 S * 4/2019 Zhu D25/16

(57) **CLAIM**
The ornamental design for an office booth, as shown and described.

DESCRIPTION

FIG. 1 is a front left perspective view of an office booth.
FIG. 2 is a front elevation view thereof.
FIG. 3 is a rear elevation view thereof.
FIG. 4 is a left side elevation view thereof.
FIG. 5 is a right side elevation view thereof.
FIG. 6 is a top plan view thereof; and,
FIG. 7 is a bottom plan view thereof.
The broken lines shown in the drawings illustrate portions of the office booth that form no part of the claimed design.

1 Claim, 7 Drawing Sheets

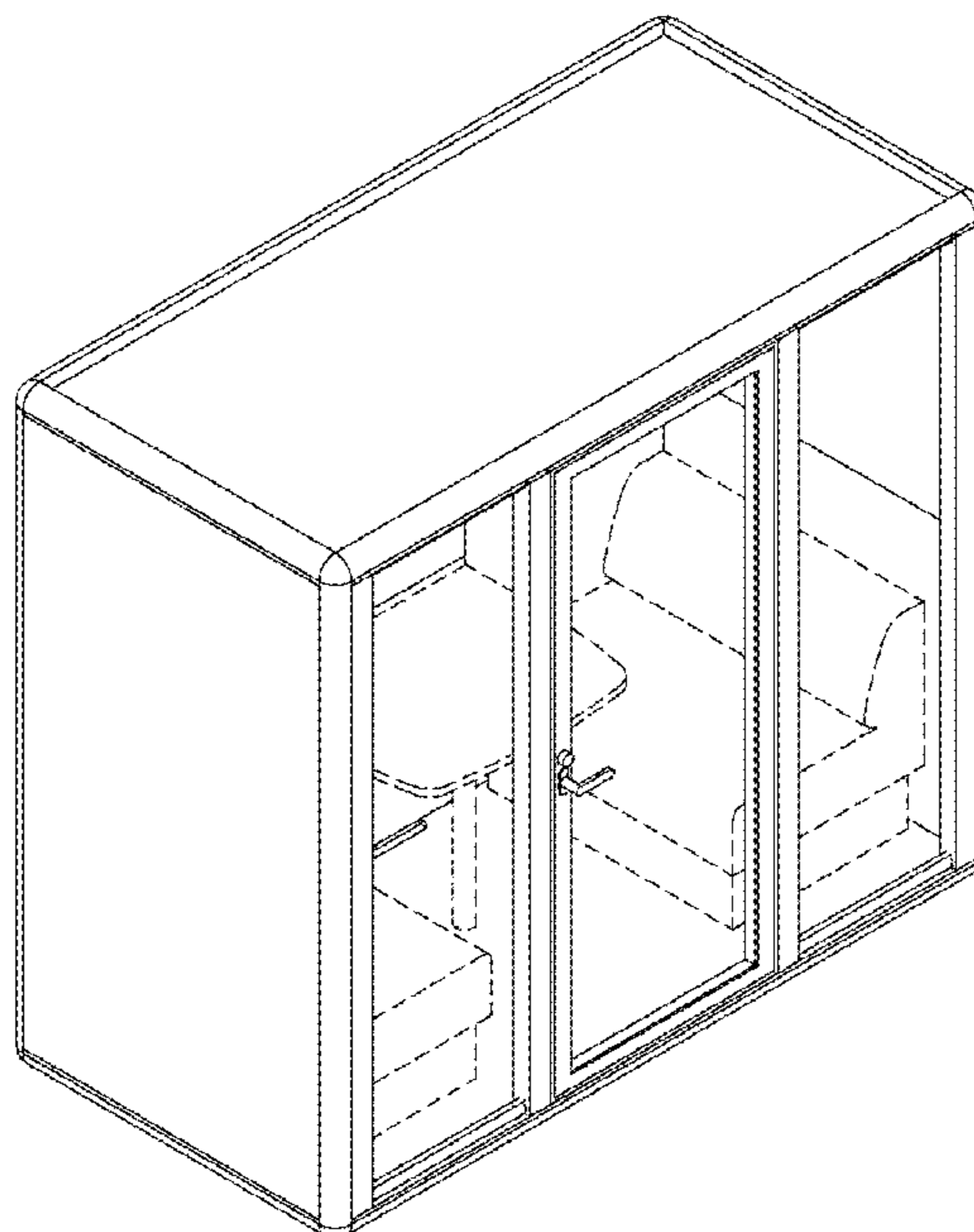


FIG. 1

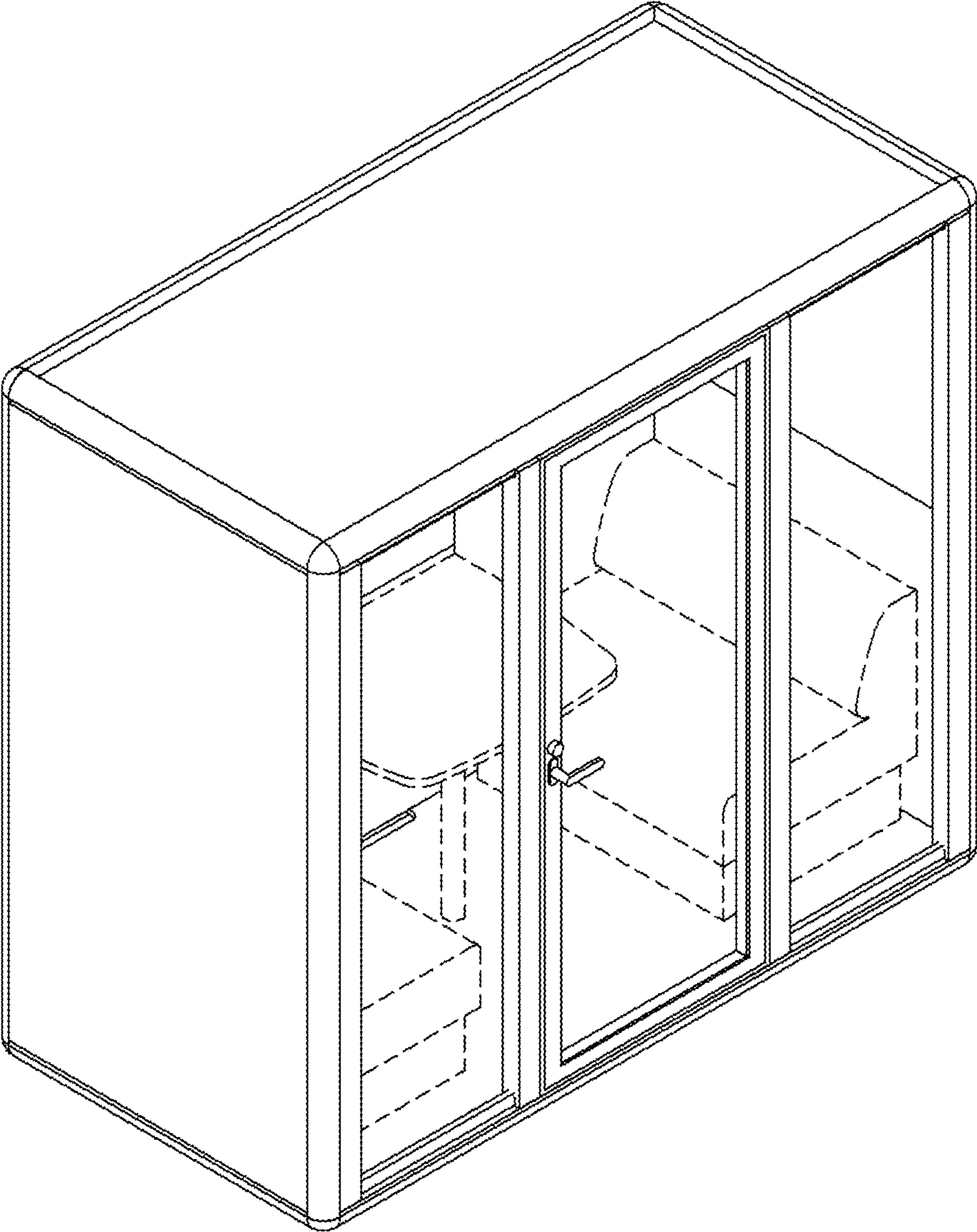


FIG. 2

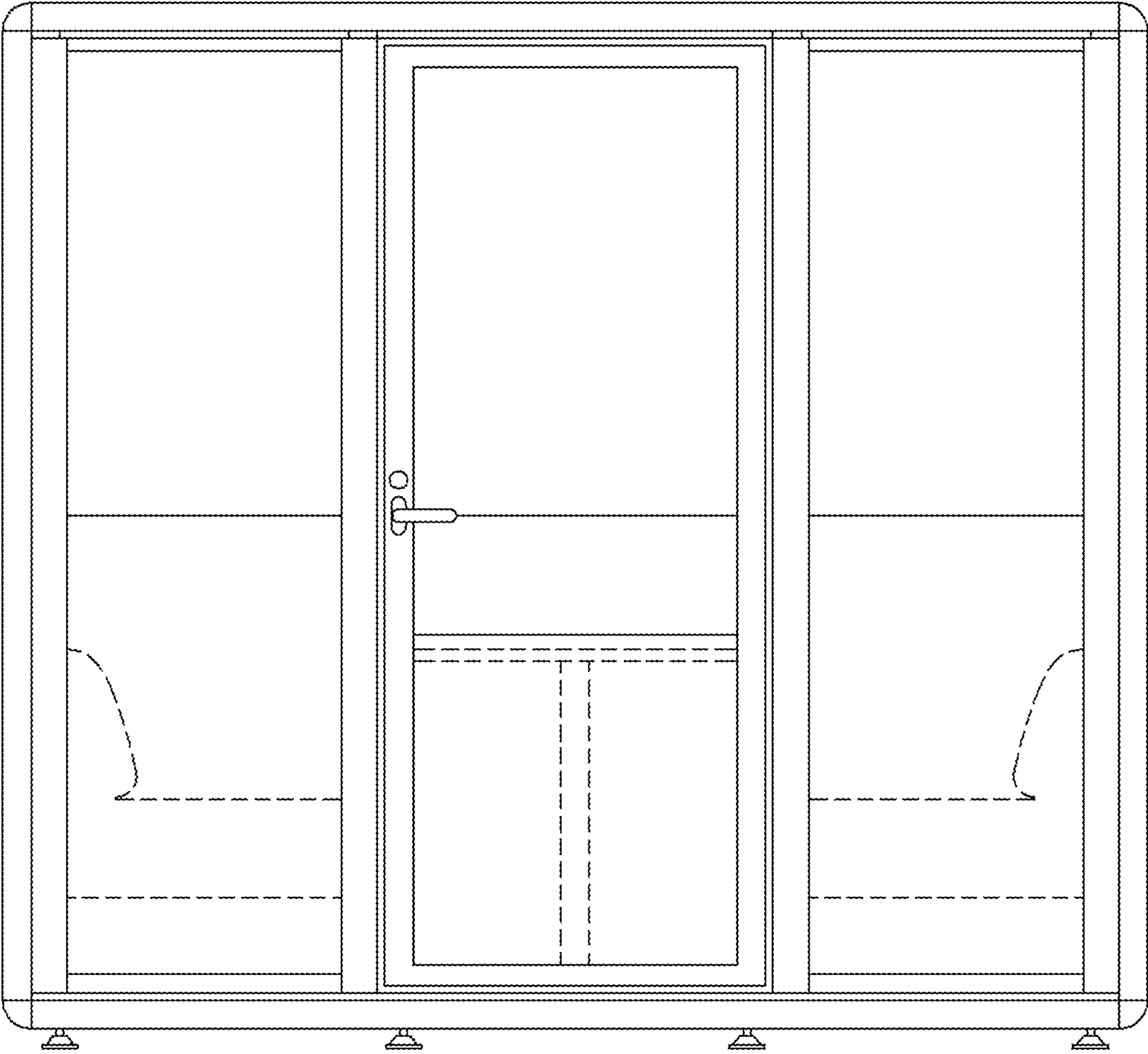


FIG. 3




FIG. 4




FIG. 5

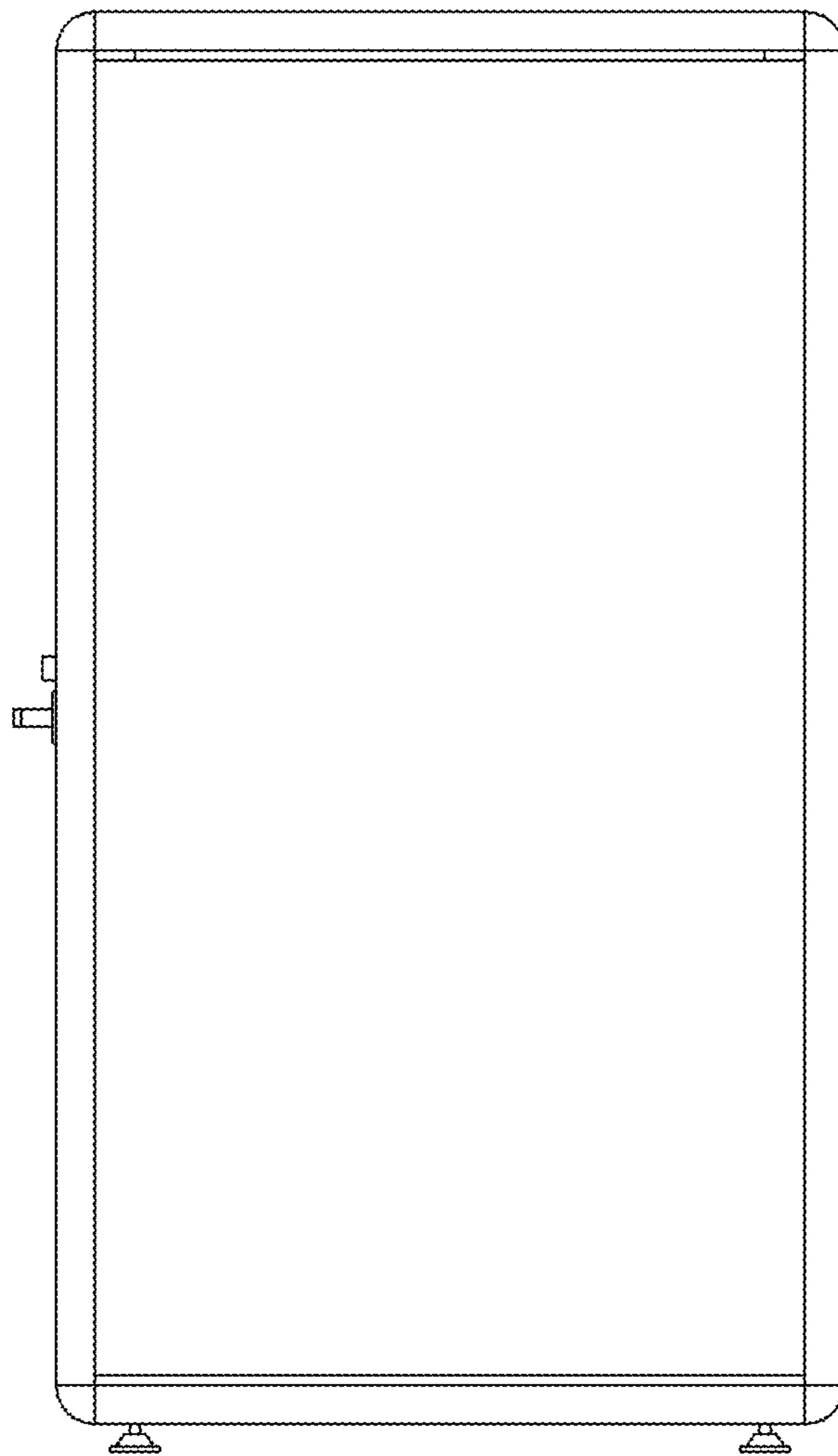


FIG. 6

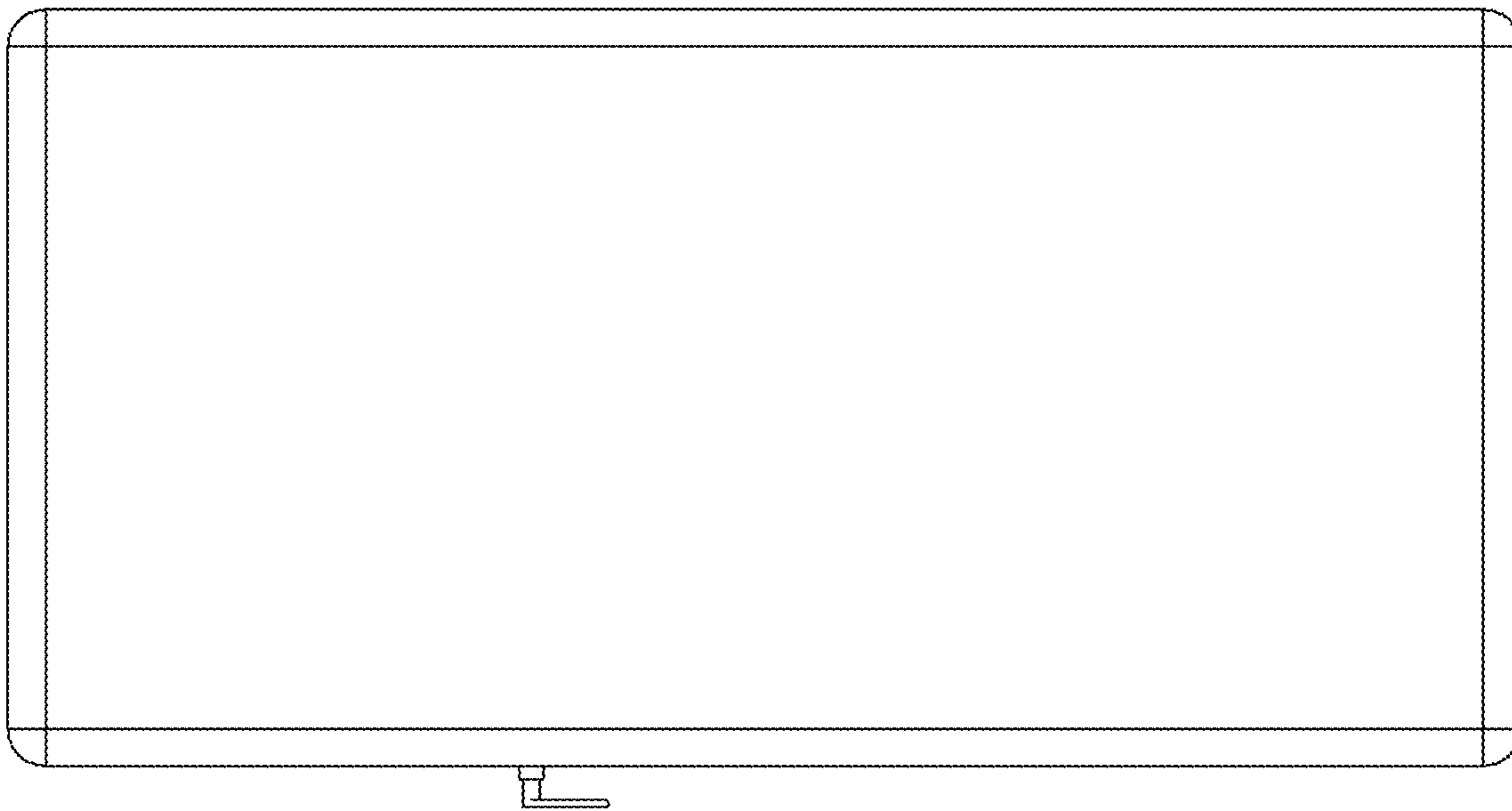


FIG. 7

