



US00D911541S

(12) **United States Design Patent** (10) **Patent No.:** **US D911,541 S**
Cheung (45) **Date of Patent:** **** *Feb. 23, 2021**

(54) **SEX TOY**
(71) Applicant: **Brandcore Limited**, Tortola (VG)
(72) Inventor: **Lai Lam Cheung**, Ma On Shan (HK)
(73) Assignee: **Brandcore Limited**
(*) Notice: This patent is subject to a terminal disclaimer.

D717,457 S * 11/2014 Heilman A61H 19/40
D24/215
D739,548 S * 9/2015 Cheung D24/215
D826,422 S * 8/2018 Cheung D24/215
D842,492 S * 3/2019 Iurchenko D24/215
2007/0126593 A1* 6/2007 Nan A61H 19/44
601/46
2007/0149903 A1* 6/2007 Nan A61H 19/34
601/46
2008/0103421 A1* 5/2008 Nicholson A61H 15/0092
601/134

(Continued)

(**) Term: **15 Years**
(21) Appl. No.: **29/669,277**
(22) Filed: **Nov. 7, 2018**

(30) **Foreign Application Priority Data**

May 8, 2018 (EM) 005262177

(51) **LOC (13) Cl.** **28-03**

(52) **U.S. Cl.**
USPC **D24/215**

(58) **Field of Classification Search**
USPC 601/15, 18, 19, 27, 28, 29, 30, 31, 32,
601/46, 47, 48, 52, 72, 99, 112, 113, 118,
601/135, 137, DIG. 12, DIG. 14, DIG. 15,
601/DIG. 16, DIG. 17; D24/200, 211,
D24/212, 213, 214, 215; D30/160;
600/38, 39, 40, 41
CPC A61H 19/44; A61H 19/34; A61H 19/50;
A61H 21/00

See application file for complete search history.

(56) **References Cited**

U.S. PATENT DOCUMENTS

D465,852 S * 11/2002 Bloch D24/211
6,723,031 B1 * 4/2004 Wild A63B 23/20
600/38
D582,551 S * 12/2008 Takashima D24/141
D595,409 S * 6/2009 Takashima D24/141

OTHER PUBLICATIONS

Amazon, "b-Vibe Remote Control Cinco XL Vibrating Anal beads",
Sep. 23, 2019. https://www.amazon.com/b-Vibe-Remote-Control-Cinco-Vibrating/dp/B07CZ31T8G/ref=pd_ybh_a_12?_encoding=UTF8&psc=1&refRID=S8QPHK18X50KDRFG8QRG. Shown on
p. 1. (Year: 2019).*

Primary Examiner — Cynthia Ramirez
Assistant Examiner — Michael A Maharajh
(74) Attorney, Agent, or Firm — Merek, Blackmon &
Voorhees, LLC

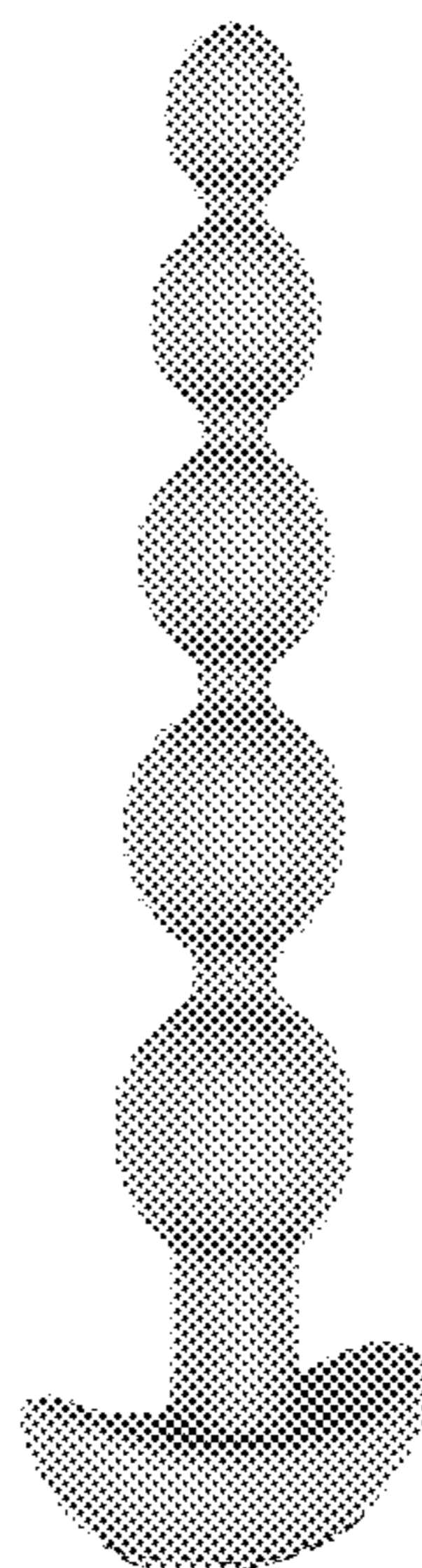
(57) **CLAIM**

The ornamental design for a sex toy, as shown and
described.

DESCRIPTION

FIG. 1 is a perspective view from the right, front and top side
of the sex toy showing my new design.
FIG. 2 is a right side view of the sex toy of FIG. 1.
FIG. 3 is a front elevational view of the sex toy of FIG. 1,
with the back elevational view being a mirror image thereof.
FIG. 4 is a left side view of the sex toy of FIG. 1.
FIG. 5 is a top plan view of the sex toy of FIG. 1; and,
FIG. 6 is a bottom plan view of the sex toy of FIG. 1.
The areas shown within the broken lines represent portions
of the sex toy, which form no portion of the claimed design.

1 Claim, 3 Drawing Sheets



(56)

References Cited

U.S. PATENT DOCUMENTS

2013/0345501 A1* 12/2013 O'Reilly A61H 19/44
600/38
2015/0174001 A1* 6/2015 Milton A61H 21/00
600/41
2018/0042809 A1* 2/2018 Zipper A61N 5/0603
2018/0140504 A1* 5/2018 Chang A61H 23/02

* cited by examiner

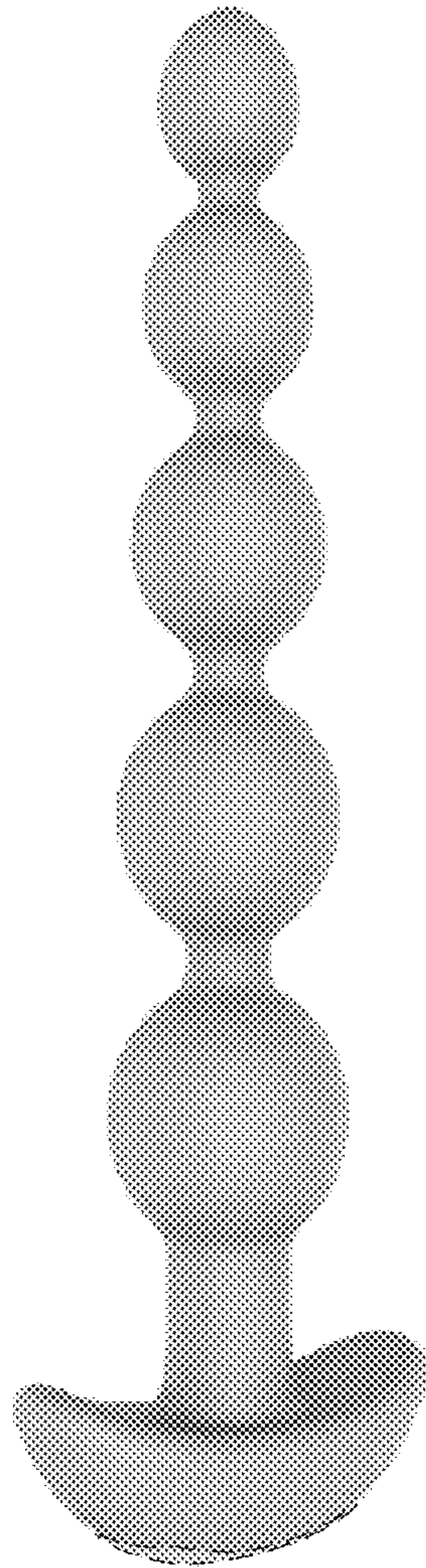


FIG. 1




FIG. 2

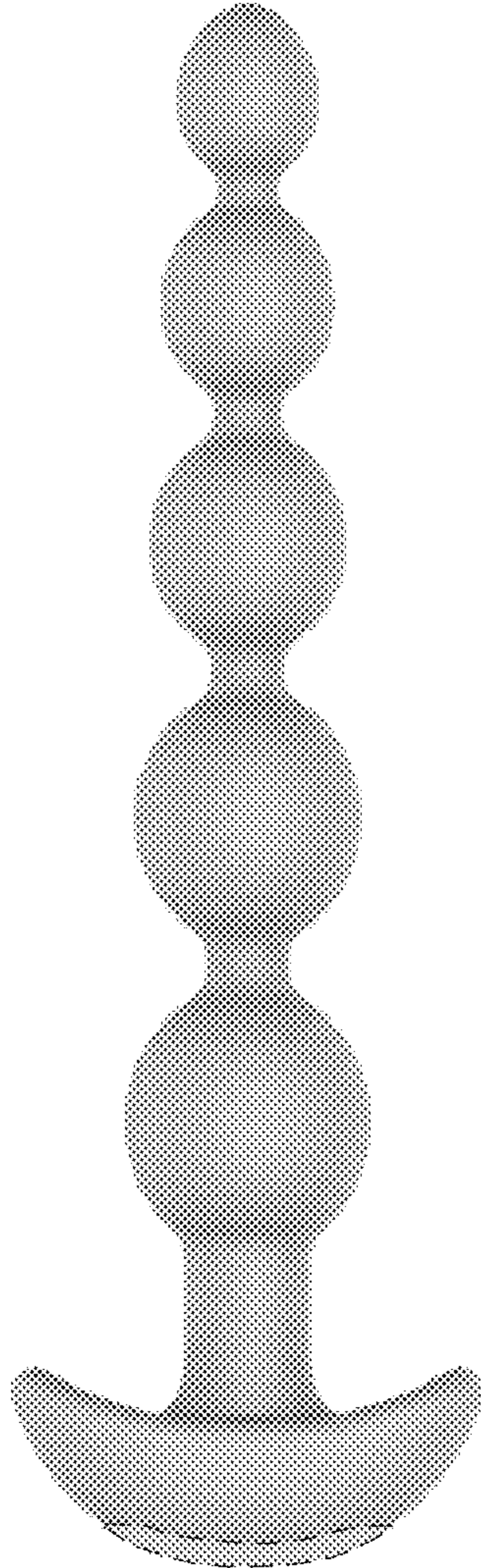


FIG. 3




FIG. 4




FIG. 5

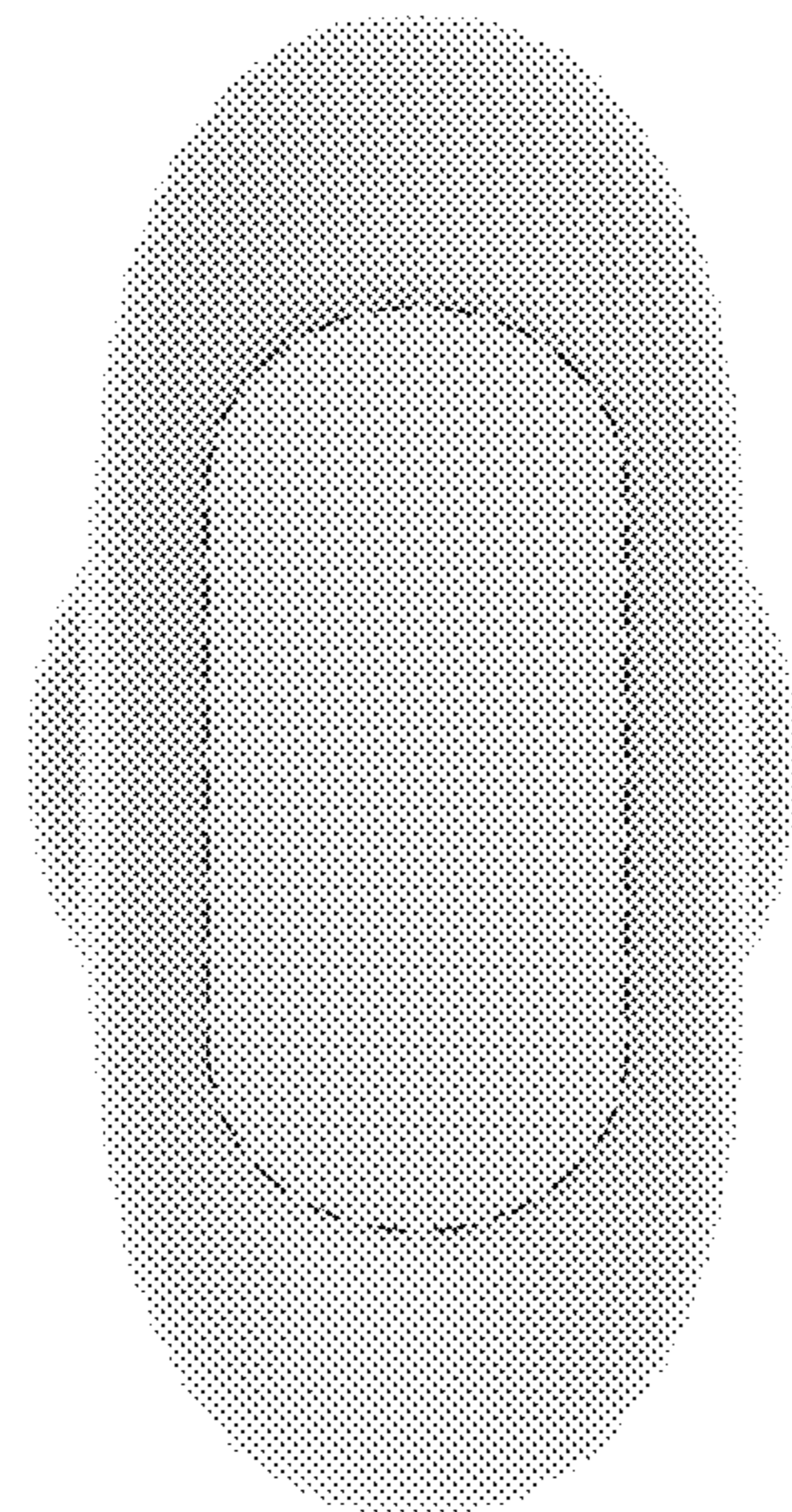


FIG. 6