



US00D911531S

(12) **United States Design Patent** (10) **Patent No.:** **US D911,531 S**
Franklin et al. (45) **Date of Patent:** **** Feb. 23, 2021**

(54) **SCAR THERAPY PATCH**
(71) Applicant: **Generation Skin, LLC**, Upland, CA (US)
(72) Inventors: **Gina M. Franklin**, Upland, CA (US); **MarCee Reimbold**, Upland, CA (US)
(73) Assignee: **Generation Skin, LLC**, Upland, CA (US)
(**) Term: **15 Years**
(21) Appl. No.: **29/726,309**
(22) Filed: **Mar. 2, 2020**

D269,321 S 6/1983 Zannini
5,656,279 A 8/1997 Dillon
D404,134 S 1/1999 Dunshee
5,980,923 A 11/1999 Dillon
D433,142 S 10/2000 Nash
D444,562 S * 7/2001 Kozub D24/189
D467,629 S 12/2002 Manville
D468,574 S 1/2003 Moore
D472,281 S 3/2003 Manville
7,087,135 B2 8/2006 Dillon
D549,126 S * 8/2007 Hon D11/33
D616,995 S 6/2010 Kim
D627,071 S 6/2010 Sevigny
8,916,742 B2 12/2014 Smith
D780,434 S * 3/2017 Daniels D2/976

(Continued)

Related U.S. Application Data

(63) Continuation of application No. 29/660,344, filed on Aug. 20, 2018, now Pat. No. Des. 879,307.
(51) **LOC (13) Cl.** **24-04**
(52) **U.S. Cl.**
USPC **D24/189**
(58) **Field of Classification Search**
USPC D24/189-192
CPC A61F 5/0118; A61F 13/02; A61F 9/04; A61F 5/08; A61F 13/0273; A61F 13/108; Y10T 428/28; A61N 1/044; A61N 1/30; A61B 17/085; A61B 2017/06176; A61B 17/06166; A61B 17/064; A61B 2017/06057; A61B 2017/00526; A61B 2017/081; A61B 2017/00004; A61B 2017/086; A61B 17/1146; A61B 90/02
See application file for complete search history.

References Cited

U.S. PATENT DOCUMENTS

D151,492 S * 10/1948 Boucher D11/67
D151,493 S * 10/1948 Boucher D11/67
D172,347 S * 6/1954 Katz D11/84

OTHER PUBLICATIONS

3M Technical Information Sheet, Product No. #2477P, Aug. 2013, in 2 pages.

(Continued)

Primary Examiner — Jennifer L Watkins
(74) *Attorney, Agent, or Firm* — Knobbe, Martens, Olson & Bear, LLP


(57) **CLAIM**

The ornamental design for a scar therapy patch, as shown and described.

DESCRIPTION

FIG. 1 is a front view showing a scar therapy patch of our design;
FIG. 2 is a rear view thereof;
FIG. 3 is a left side view thereof;
FIG. 4 is a right side view thereof;
FIG. 5 is a top view thereof and,
FIG. 6 is a bottom view thereof.
Broken lines illustrate portions of the scar therapy patch that form no part of the claimed design.

1 Claim, 4 Drawing Sheets



(56)

References Cited

U.S. PATENT DOCUMENTS

D791,332 S	7/2017	Freshwater	
D809,307 S *	2/2018	Ericksen	D5/99
D817,662 S	5/2018	Stepanov	
RE47,100 E	10/2018	Smith	
D848,060 S	5/2019	Ludert	
D856,710 S	8/2019	Ng	
D859,890 S	9/2019	Ng	
D879,307 S *	3/2020	Franklin	D24/189
2009/0092780 A1 *	4/2009	Chen	B32B 38/145 428/41.8
2010/0268144 A1	10/2010	Lu et al.	

OTHER PUBLICATIONS

3M 2477P Double-Coated TPE Silicone Acrylate Medical Tape with Premium Liner, retrieved Jul. 30, 2018, in 5 pages.

* cited by examiner




FIG. 1




FIG. 2

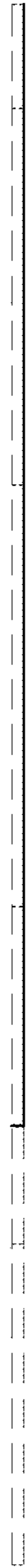


FIG. 3

FIG. 4




FIG. 5




FIG. 6