



US00D911497S

(12) **United States Design Patent** (10) **Patent No.:** **US D911,497 S**
Levi (45) **Date of Patent:** **** Feb. 23, 2021**

(54) **SINK**
(71) Applicant: **ICG Licensing LLC**, Port Washington, NY (US)
(72) Inventor: **Russell Levi**, Port Washington, NY (US)

D769,423 S 10/2016 Lilly et al.
9,783,967 B2 10/2017 Jain et al.
D810,248 S * 2/2018 Schoenherr D23/284
D835,762 S 12/2018 Levi
D849,895 S 5/2019 Bucher
D869,621 S * 12/2019 Liang D23/288
D885,535 S * 5/2020 Schanzenbach D23/293.1
(Continued)

(73) Assignee: **ICG LICENSING LLC**, Port Washington, NY (US)

FOREIGN PATENT DOCUMENTS

(**) Term: **15 Years**

CN 2082107 U 8/1991
CN 201750889 U 2/2011
(Continued)

(21) Appl. No.: **29/680,413**

OTHER PUBLICATIONS

(22) Filed: **Feb. 15, 2019**
(51) **LOC (13) Cl.** **23-02**
(52) **U.S. Cl.**
USPC **D23/284**
(58) **Field of Classification Search**
USPC D23/284, 286, 293.1, 308
CPC A47B 77/06
See application file for complete search history.

U.S. Appl. No. 29/701,077, filed Aug. 8, 2019 in the name of Kraus USA Inc.
(Continued)

(56) **References Cited**

(57) **CLAIM**

U.S. PATENT DOCUMENTS

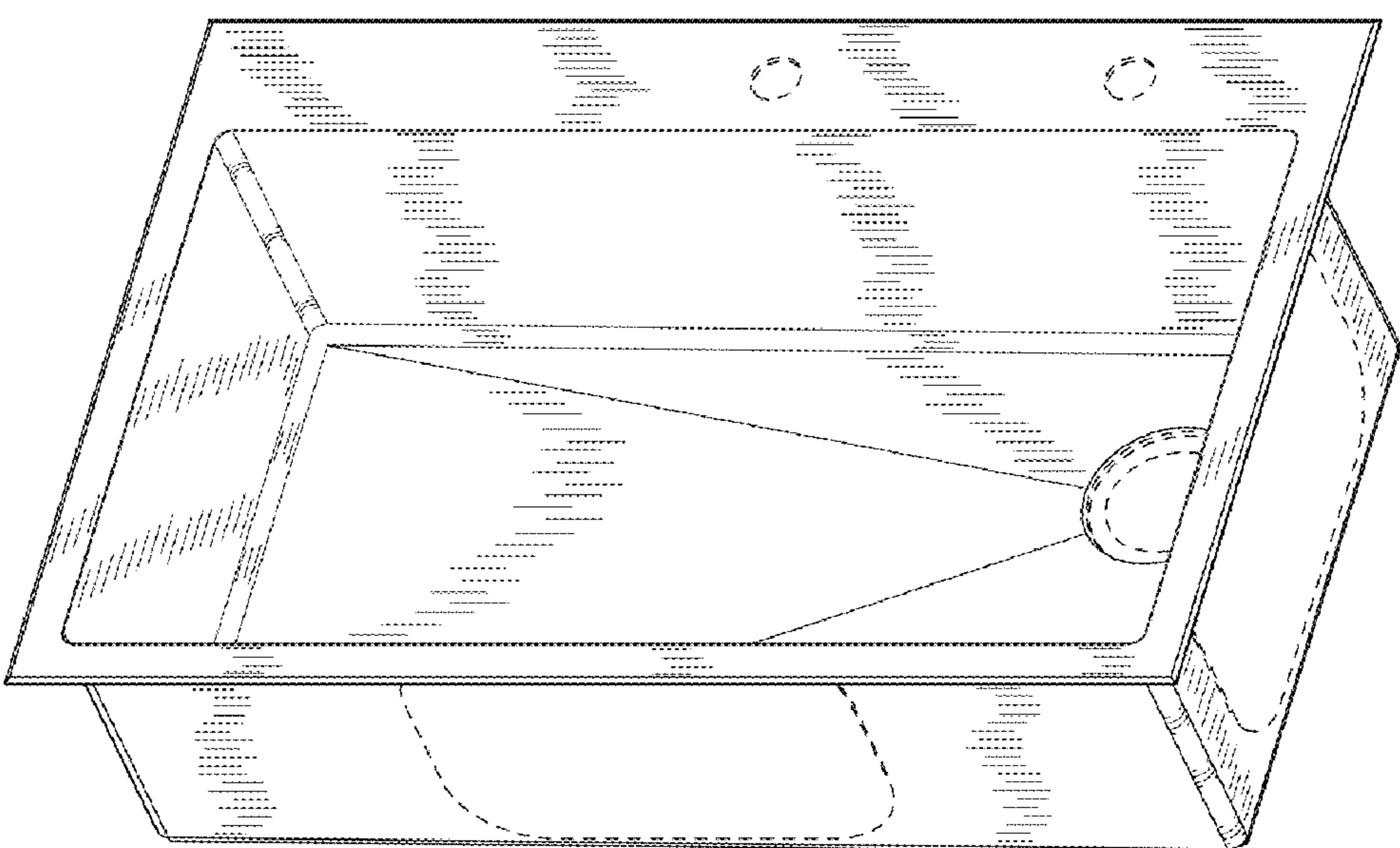
The ornamental design for a sink, as shown and described.

- D478,970 S 8/2003 Ziemann et al.
- D505,188 S 5/2005 Bayer
- D538,906 S 3/2007 Stein
- 7,494,556 B2 2/2009 Von Mertz
- D588,246 S * 3/2009 Eilmus D23/293.1
- D603,484 S 11/2009 Eilmus
- D618,324 S 6/2010 Yu
- D626,203 S 10/2010 Cusimano
- D648,838 S 11/2011 Booth
- D655,798 S 3/2012 Miller et al.
- D657,029 S 4/2012 de Giulio
- D677,769 S 3/2013 Yoshioka et al.
- D702,332 S 4/2014 Eilmus et al.
- D708,309 S * 7/2014 Kurth D23/293.1
- 8,898,827 B2 12/2014 Aldrich
- D746,419 S 12/2015 Kurth et al.

DESCRIPTION

FIG. 1 is a front perspective view of a sink in accordance with the present design;
FIG. 2 is a front elevational view thereof;
FIG. 3 is a rear elevational view thereof;
FIG. 4 is a right side elevational view thereof;
FIG. 5 is a left side elevational thereof; and,
FIG. 6 is a top plan view thereof.
The broken lines shown are included for the purpose of illustrating a portion of the sink that form no part of the claimed design.

1 Claim, 4 Drawing Sheets



(56)

References Cited

U.S. PATENT DOCUMENTS

2003/0204905 A1 11/2003 Ziemann et al.
2006/0242761 A1 11/2006 Babick et al.
2008/0148475 A1 6/2008 Lin
2010/0275369 A1 11/2010 Eilmus et al.
2011/0308009 A1 12/2011 Davoudi
2012/0204343 A1 8/2012 Shollmier
2018/0030704 A1 2/2018 Bomatter et al.
2018/0141154 A1 5/2018 Oogushi et al.

FOREIGN PATENT DOCUMENTS

DE 9314916 U1 12/1993
EP 1776898 A2 4/2007
EP 3143900 A1 3/2017
JP 3190882 U 5/2014
WO 2013126482 A1 8/2013

OTHER PUBLICATIONS

U.S. Appl. No. 29/701,078, filed Aug. 8, 2019 in the name of Kraus
USA Inc.
U.S. Appl. No. 29/701,570, filed Aug. 13, 2019 in the name of Kraus
USA Inc.

* cited by examiner

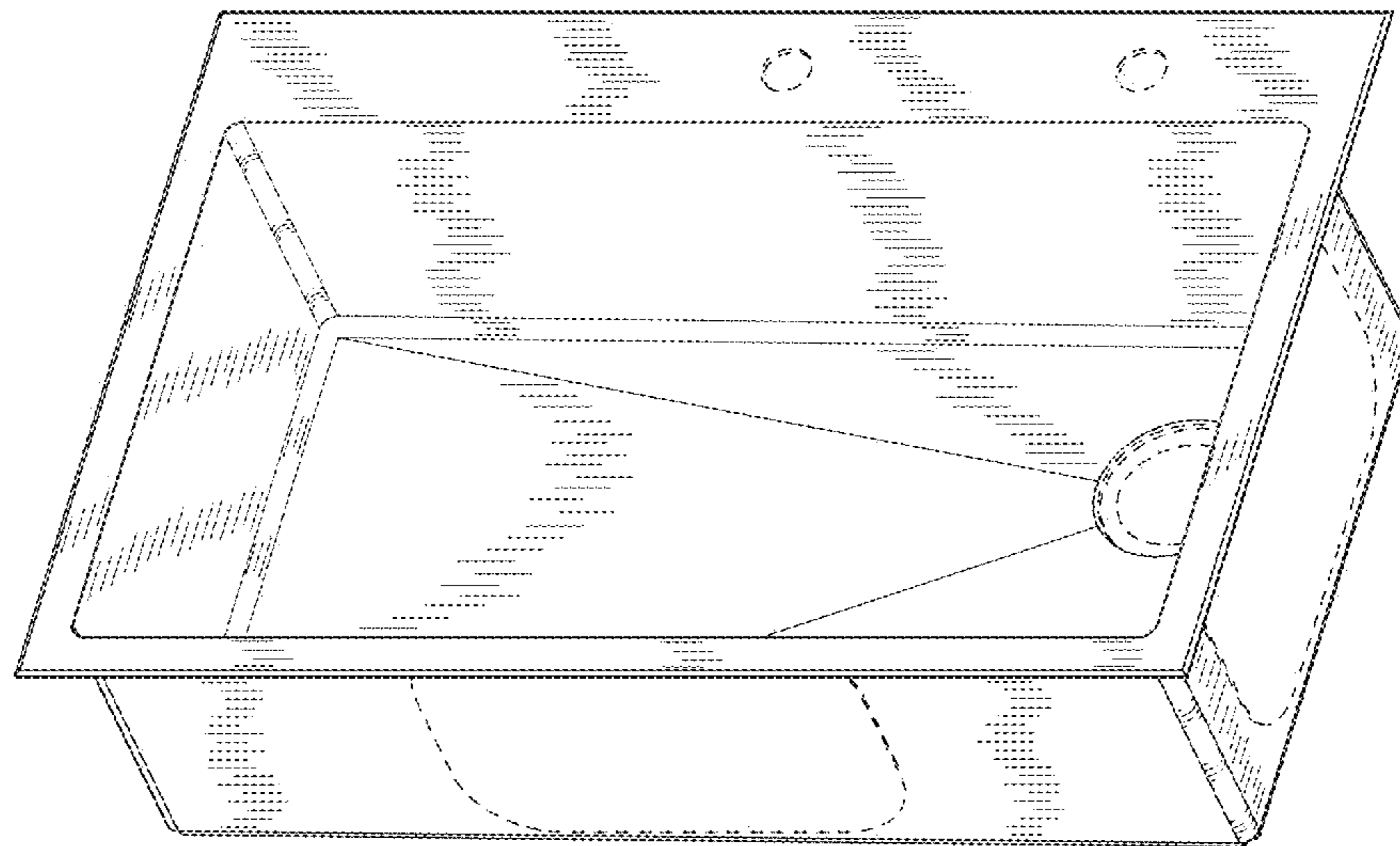


FIG. 1




FIG. 2




FIG. 3




FIG. 4

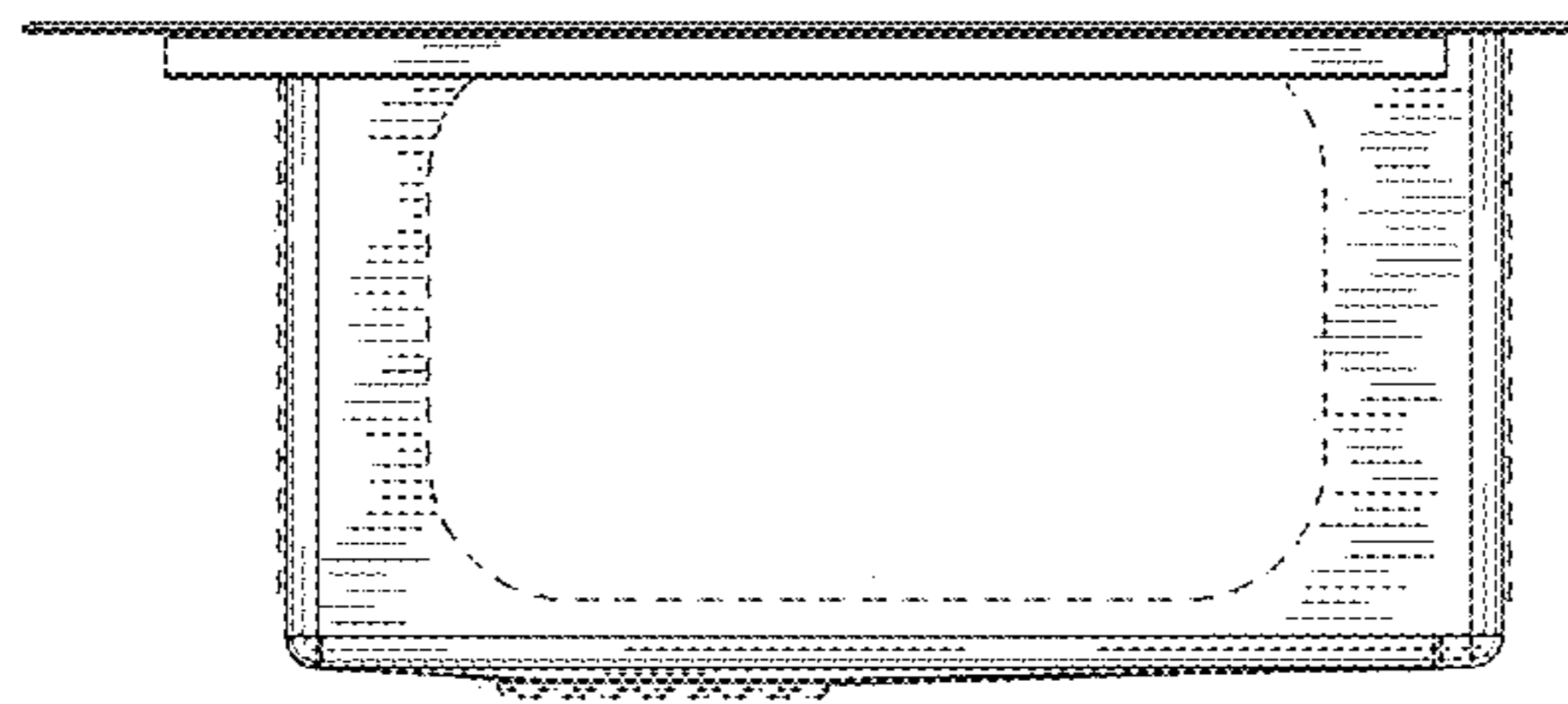


FIG. 5

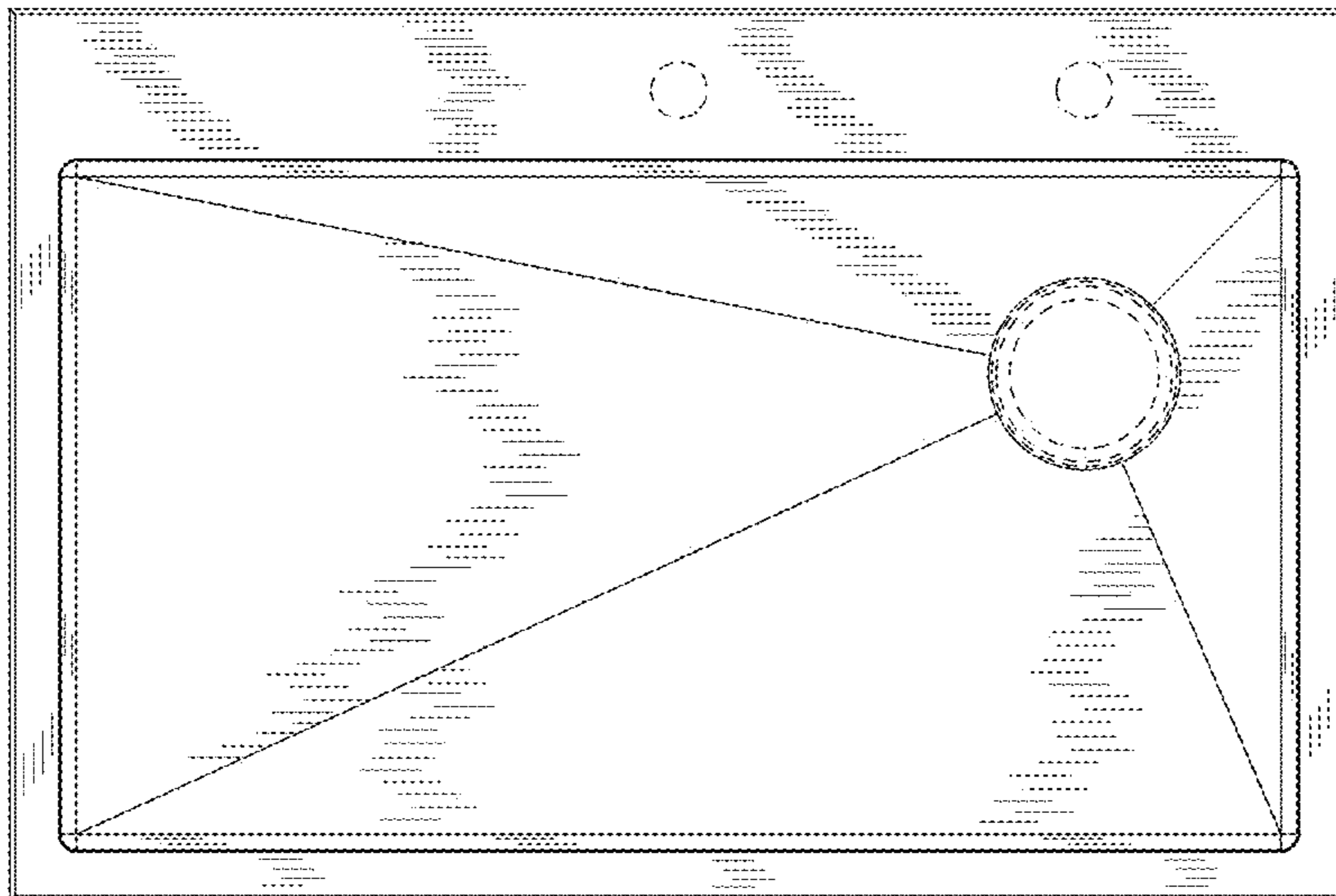


FIG. 6