



US00D911478S

(12) **United States Design Patent** (10) **Patent No.:** **US D911,478 S**
Irvine (45) **Date of Patent:** **** Feb. 23, 2021**

(54) **GOLF BALL STORAGE AND DISPENSING DEVICE**

5,040,675 A * 8/1991 Cleveland A63B 57/0032
206/315.9
D321,921 S * 11/1991 Johnson D3/257
5,188,410 A * 2/1993 Summers A63B 47/02
294/19.2

(71) Applicant: **Bruce E. Irvine**, Georgetown (CA)

(72) Inventor: **Bruce E. Irvine**, Georgetown (CA)

(**) Term: **15 Years**

(21) Appl. No.: **29/694,917**

(22) Filed: **Jun. 14, 2019**

(51) **LOC (13) Cl.** **21-02**

(52) **U.S. Cl.**
USPC **D21/796**

(58) **Field of Classification Search**
USPC D21/789, 796, 721; D3/254, 257
CPC A63B 47/00; A63B 47/002; A63B 55/20;
A63B 57/20
See application file for complete search history.

(56) **References Cited**

U.S. PATENT DOCUMENTS

- 1,778,225 A * 10/1930 Morss A63B 55/20
206/315.9
- 2,760,807 A * 8/1956 Watson A63B 47/02
294/19.2
- 3,149,872 A * 9/1964 Ward A63B 47/02
294/19.2
- 3,412,897 A * 11/1968 Slater A63B 47/002
221/226
- 4,058,336 A * 11/1977 Parkinson A63B 47/02
294/19.2
- 4,063,769 A * 12/1977 Zimmer A63B 47/02
294/19.2
- 4,522,438 A * 6/1985 Logue A63B 47/02
221/306
- 4,610,373 A * 9/1986 Sherbondy A63B 57/20
221/155

(Continued)

Primary Examiner — Mitchell I. Siegel
(74) *Attorney, Agent, or Firm* — Bereskin & Parr
LLP/S.E.N.C.R.L., s.r.l.

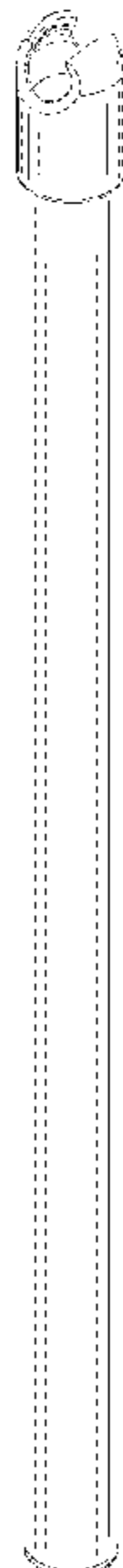
(57) **CLAIM**

The ornamental design for a golf ball storage and dispensing device, as shown and described.

DESCRIPTION

FIG. 1 is a front view of the golf ball storage and dispensing device;
 FIG. 2 is a right side view thereof;
 FIG. 3 is a rear view thereof;
 FIG. 4 is a left side view thereof;
 FIG. 5 is a front, upper, right side perspective view thereof;
 FIG. 6 is a rear, lower, left side perspective view thereof;
 FIG. 7 is a detailed top end view thereof;
 FIG. 8 is a detailed bottom end view thereof;
 FIG. 9 is a detailed front view of an upper portion thereof;
 FIG. 10 is a detailed right side view of an upper portion thereof;
 FIG. 11 is a detailed first perspective view of an upper portion thereof;
 FIG. 12 is a detailed second perspective view of an upper portion thereof; and,
 FIG. 13 is another detailed perspective view, which shows a user dispensing a golf ball from the golf ball storage and dispensing device.
 The bottom of the shaft shown in broken lines in FIGS. 9-13 forms no part of the claimed design. The hand and golf ball shown in dot-dash lines in FIG. 13 represent how the golf ball storage and dispensing device may appear when in use and form no part of the claimed design.

1 Claim, 7 Drawing Sheets



(56)

References Cited

U.S. PATENT DOCUMENTS

5,191,995 A *	3/1993	McDonald	A63B 47/002	221/227
D341,717 S *	11/1993	Hickin	D3/255	
5,335,953 A *	8/1994	Luther, Sr.	A63B 47/02	294/19.2
D351,444 S *	10/1994	Hunter	D21/796	
D353,180 S *	12/1994	Dunning	D21/789	
5,505,510 A *	4/1996	Duncan	A63B 47/02	294/19.2
5,755,632 A *	5/1998	Eddy	A63B 47/02	473/460
5,775,751 A *	7/1998	Nelson	A63B 47/02	206/315.9
5,810,681 A *	9/1998	Heim	A63B 47/02	221/199
5,839,607 A *	11/1998	Swanson	A63B 47/002	221/231
D411,278 S *	6/1999	Sammons	D21/796	
D442,658 S *	5/2001	Loerop	D21/721	
6,386,607 B1 *	5/2002	Deiningner	A63B 47/002	221/194
D472,598 S *	4/2003	Lawrence	D21/796	
D497,192 S *	10/2004	Radford	D21/796	
D522,603 S *	6/2006	McGrath	D21/721	
7,086,561 B2 *	8/2006	Bosanac	A63B 47/002	221/279
D550,456 S *	9/2007	Keen	D21/796	
D551,447 S	9/2007	Ogawa			
7,273,158 B1 *	9/2007	Dean	A63B 47/002	221/270
D716,893 S	11/2014	Todd			
D823,414 S *	7/2018	Sangiovanni	D21/789	
2002/0092862 A1 *	7/2002	Threadgill, Jr.	A63B 47/002	221/283
2007/0163903 A1 *	7/2007	Howard	A63B 47/002	206/315.9
2009/0194552 A1 *	8/2009	Jeremias	A63B 55/20	221/14
2013/0020342 A1 *	1/2013	Cardoso	A63B 57/20	221/1

* cited by examiner

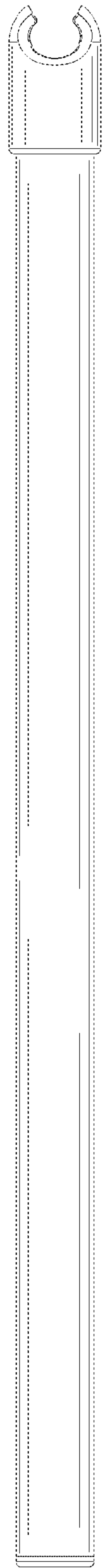


FIG. 1

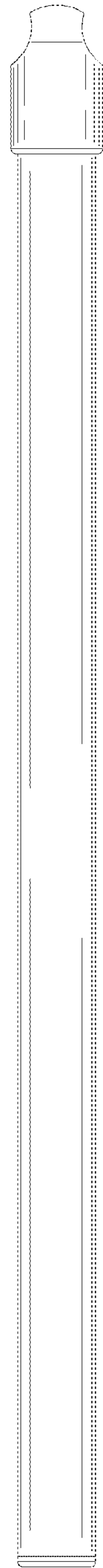


FIG. 2

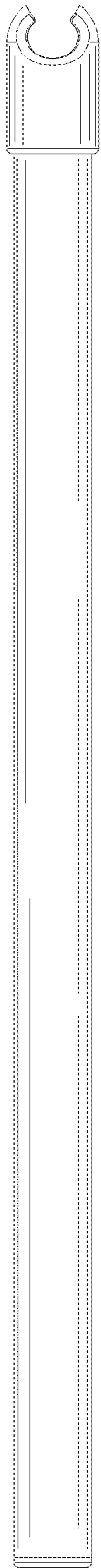


FIG. 3

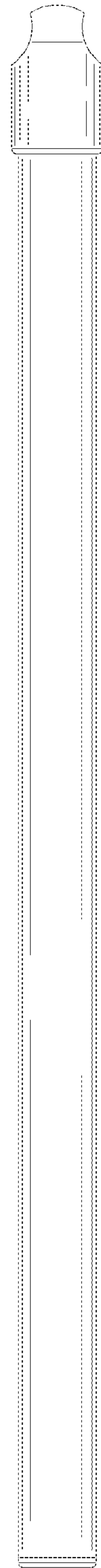


FIG. 4

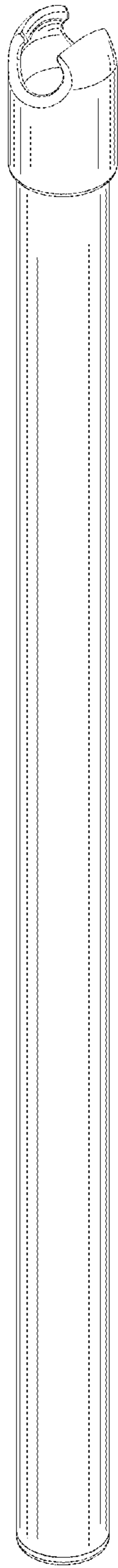


FIG. 5

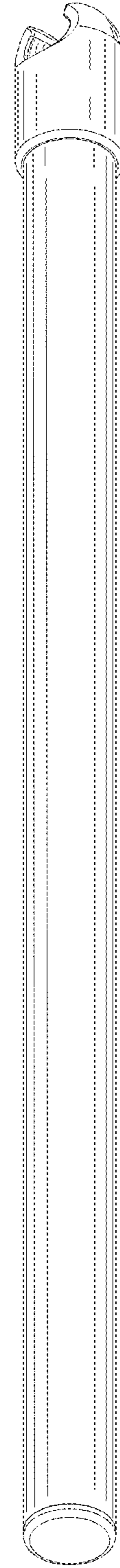


FIG. 6

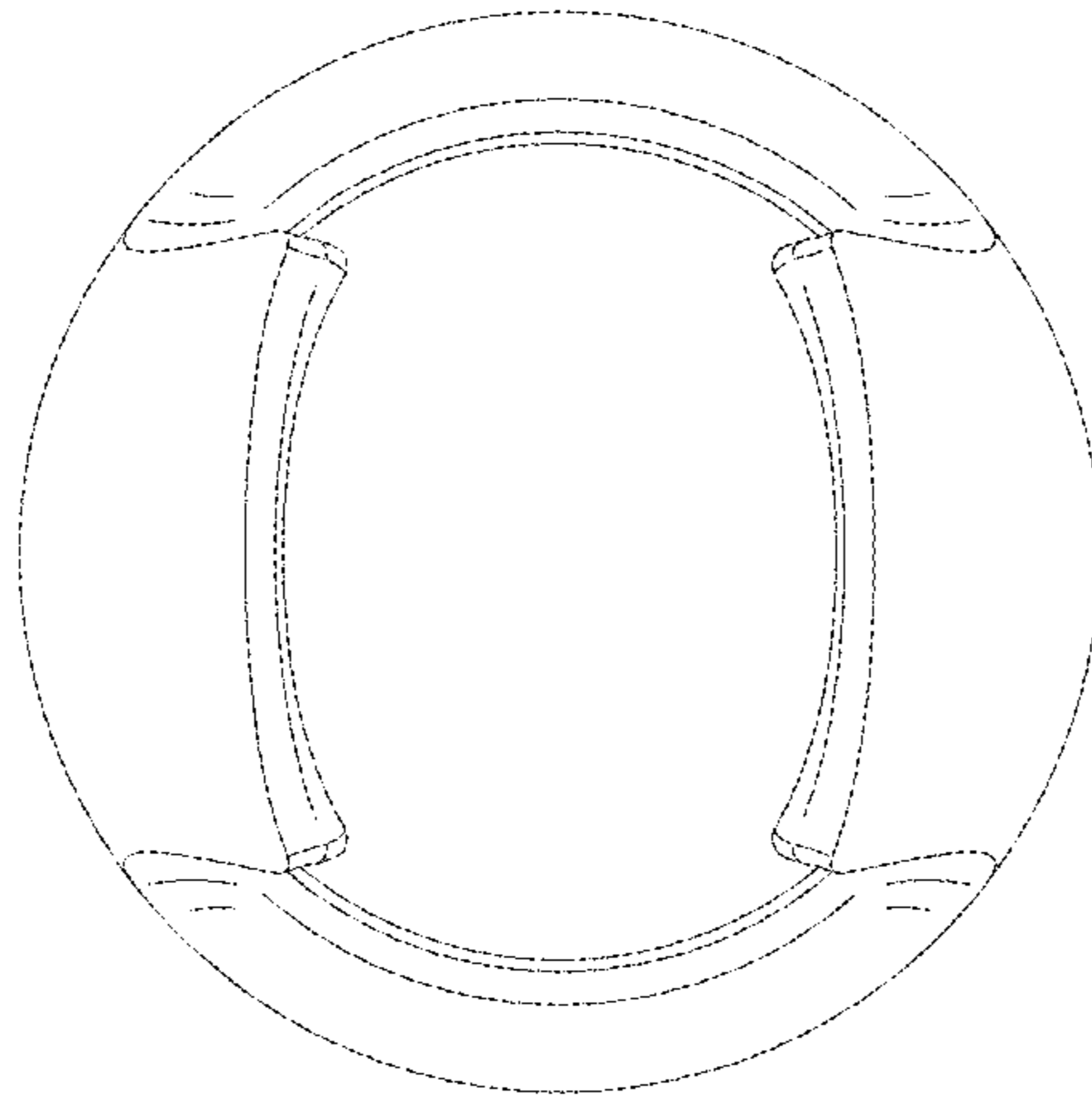


FIG. 7

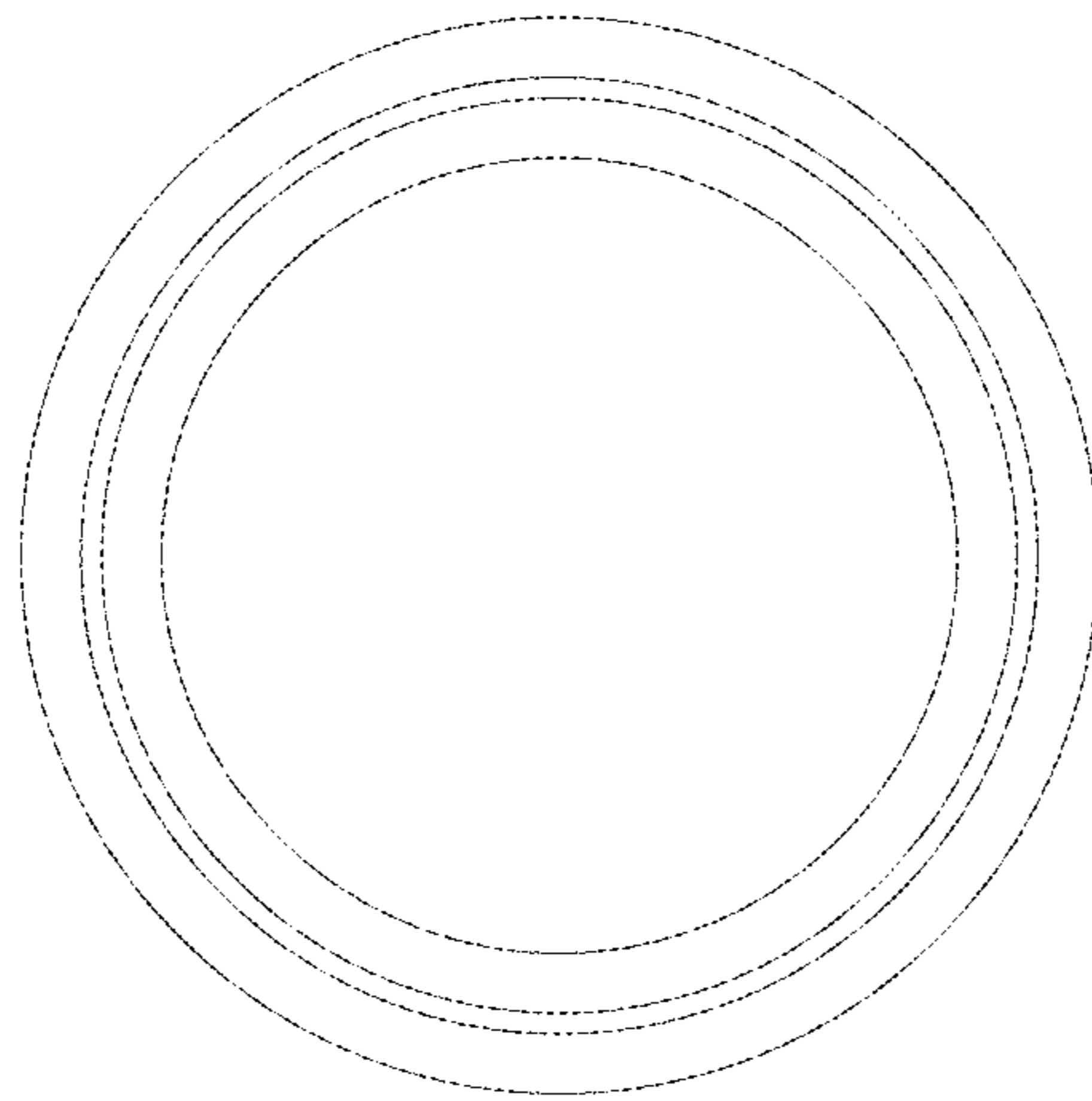


FIG. 8




FIG. 9




FIG. 10

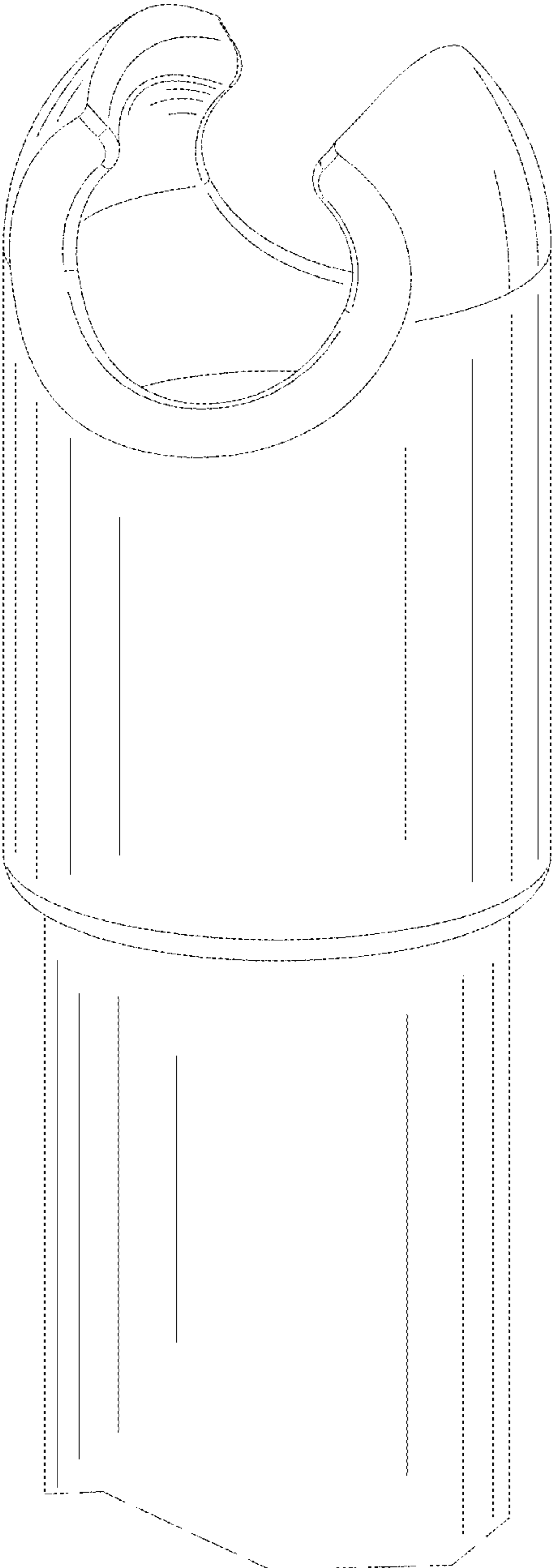


FIG. 11

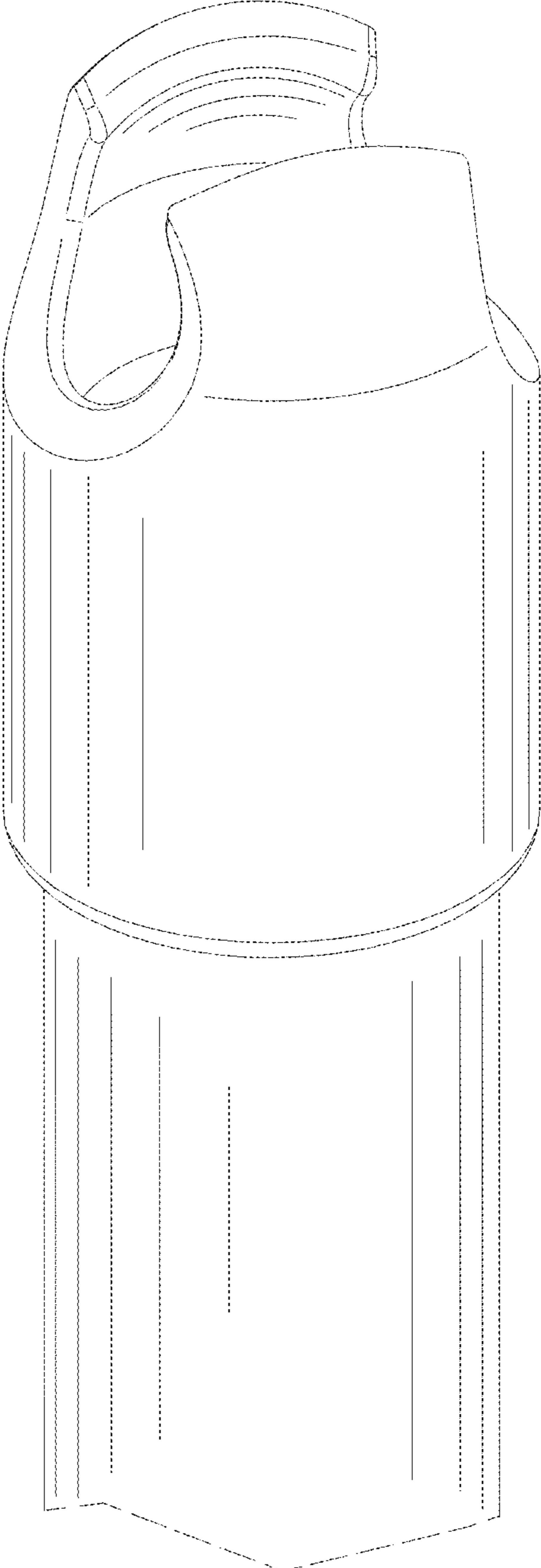


FIG. 12

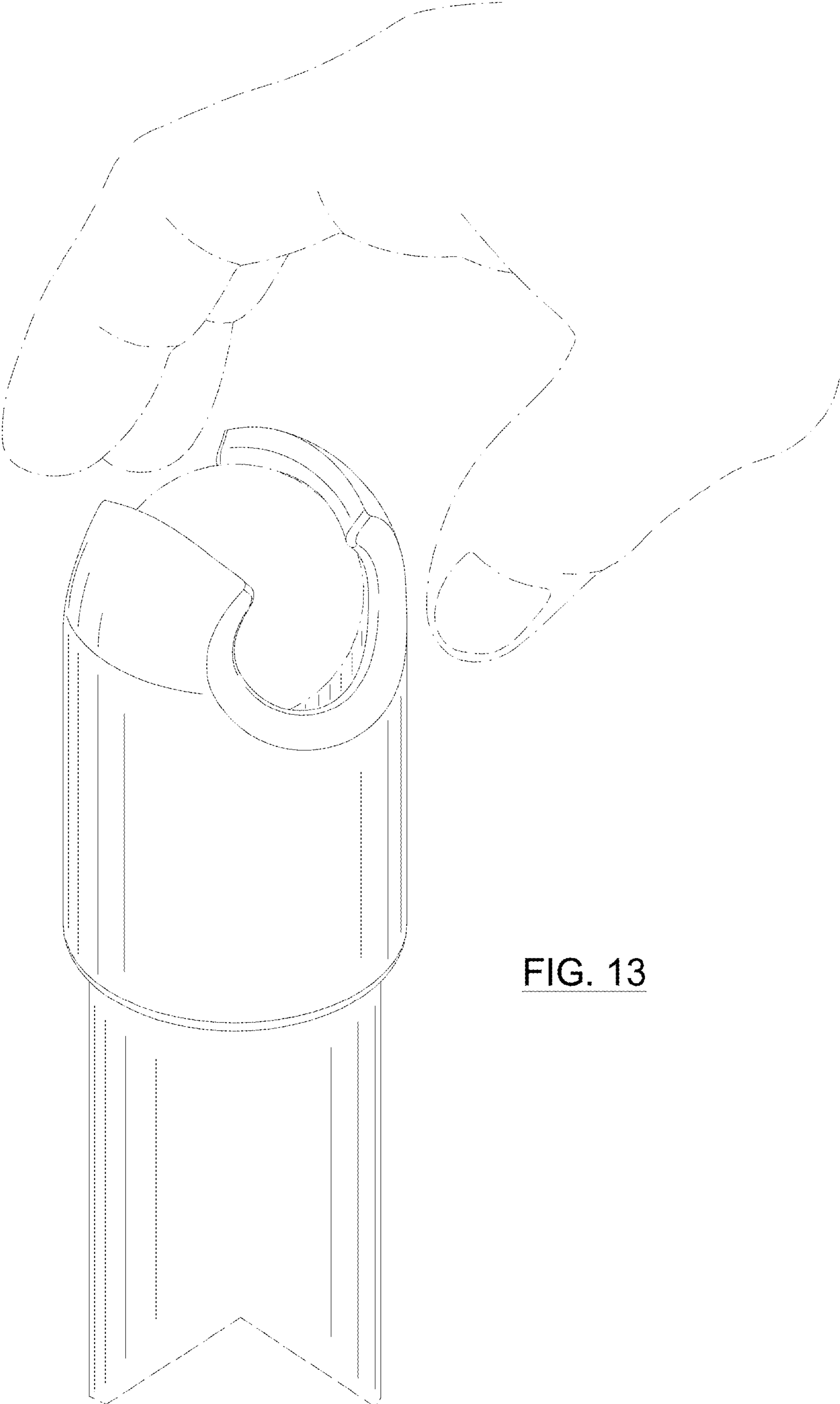


FIG. 13