



US00D911474S

(12) **United States Design Patent** (10) **Patent No.:** **US D911,474 S**
Agrella et al. (45) **Date of Patent:** **** Feb. 23, 2021**

(54) **GOLF CLUB HEAD**
(71) Applicant: **SUMITOMO RUBBER INDUSTRIES, LTD.**, Kobe (JP)
(72) Inventors: **Alexandra Agrella**, Huntington Beach, CA (US); **Phillip C. Seagram**, Long Beach, CA (US)
(73) Assignee: **SUMITOMO RUBBER INDUSTRIES, LTD.**, Kobe (JP)
(**) Term: **15 Years**
(21) Appl. No.: **29/696,378**
(22) Filed: **Jun. 27, 2019**
(51) **LOC (13) Cl.** **21-02**
(52) **U.S. Cl.**
USPC **D21/759**
(58) **Field of Classification Search**
USPC D21/747-751, 759
CPC A63B 53/00; A63B 53/02; A63B 53/04; A63B 53/047; A63B 53/0475; A63B 2053/0479; A63B 2053/0483; A63B 2053/0445; A63B 60/00; A63B 60/46
See application file for complete search history.

(56) **References Cited**
U.S. PATENT DOCUMENTS
D44,457 S * 8/1913 Taylor, Jr. D21/751
1,089,881 A * 3/1914 Taylor, Jr. A63B 53/047
473/328
D208,058 S * 7/1967 Johnston D21/747
3,830,503 A * 8/1974 Consoli A63B 53/04
473/328
D327,720 S * 7/1992 Antonious D21/748
5,280,911 A * 1/1994 Katayama A63B 60/00
473/328
5,390,924 A * 2/1995 Antonious A63B 53/047
473/328

5,435,559 A * 7/1995 Swisshelm A63B 60/00
473/291
D364,205 S * 11/1995 Duclos D21/745
5,549,297 A * 8/1996 Mahaffey A63B 53/047
473/290
5,762,566 A * 6/1998 King A63B 53/04
473/328
D435,073 S * 12/2000 Stone D21/748
6,454,665 B2 * 9/2002 Antonious A63B 53/04
473/346
D470,203 S * 2/2003 Rollinson D21/733
D470,552 S * 2/2003 Cleveland D21/733
D502,973 S * 3/2005 Gillig D21/736
D502,974 S * 3/2005 Gillig D21/742
D572,790 S * 7/2008 Stites D21/759
D573,680 S * 7/2008 Stites D21/759
7,618,330 B2 * 11/2009 Krewalk A63B 53/047
473/328
D638,894 S * 5/2011 Potter D21/759

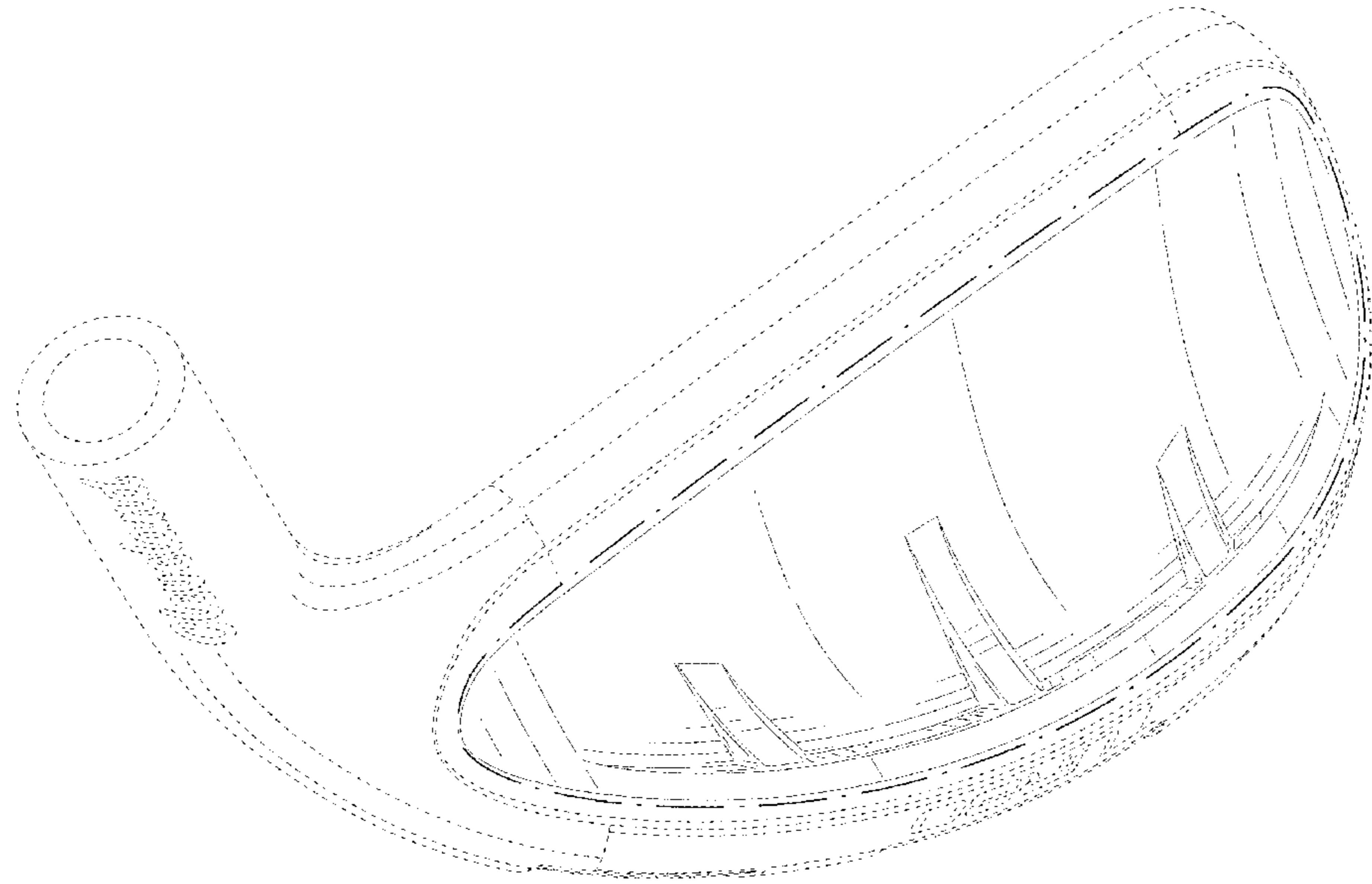
(Continued)

Primary Examiner — Mitchell I. Siegel
(74) *Attorney, Agent, or Firm* — Oliff PLC

(57) **CLAIM**
The ornamental design for a golf club head, as shown and described.

DESCRIPTION
FIG. 1 is a top, heel-side, rear perspective view of the golf club head;
FIG. 2 is a rear elevational view thereof;
FIG. 3 is a top plan view thereof;
FIG. 4 is a heel-side elevational view thereof;
FIG. 5 is a toe-side elevational view thereof;
FIG. 6 is a front elevational view thereof; and,
FIG. 7 is a bottom plan view thereof.
The broken lines depict parts of the golf club head that form no part of the claimed design. The dot-dash chain lines depict boundaries of the claimed subject matter and form no part of the claimed design.

1 Claim, 7 Drawing Sheets



(56)

References Cited

U.S. PATENT DOCUMENTS

D698,880 S *	2/2014	Donaghue	D21/747
D732,127 S *	6/2015	Dolezel	D21/759
D820,934 S *	6/2018	Straub	D21/791
D827,068 S *	8/2018	Seagram	D21/752
D827,071 S *	8/2018	Seagram	D21/759

* cited by examiner

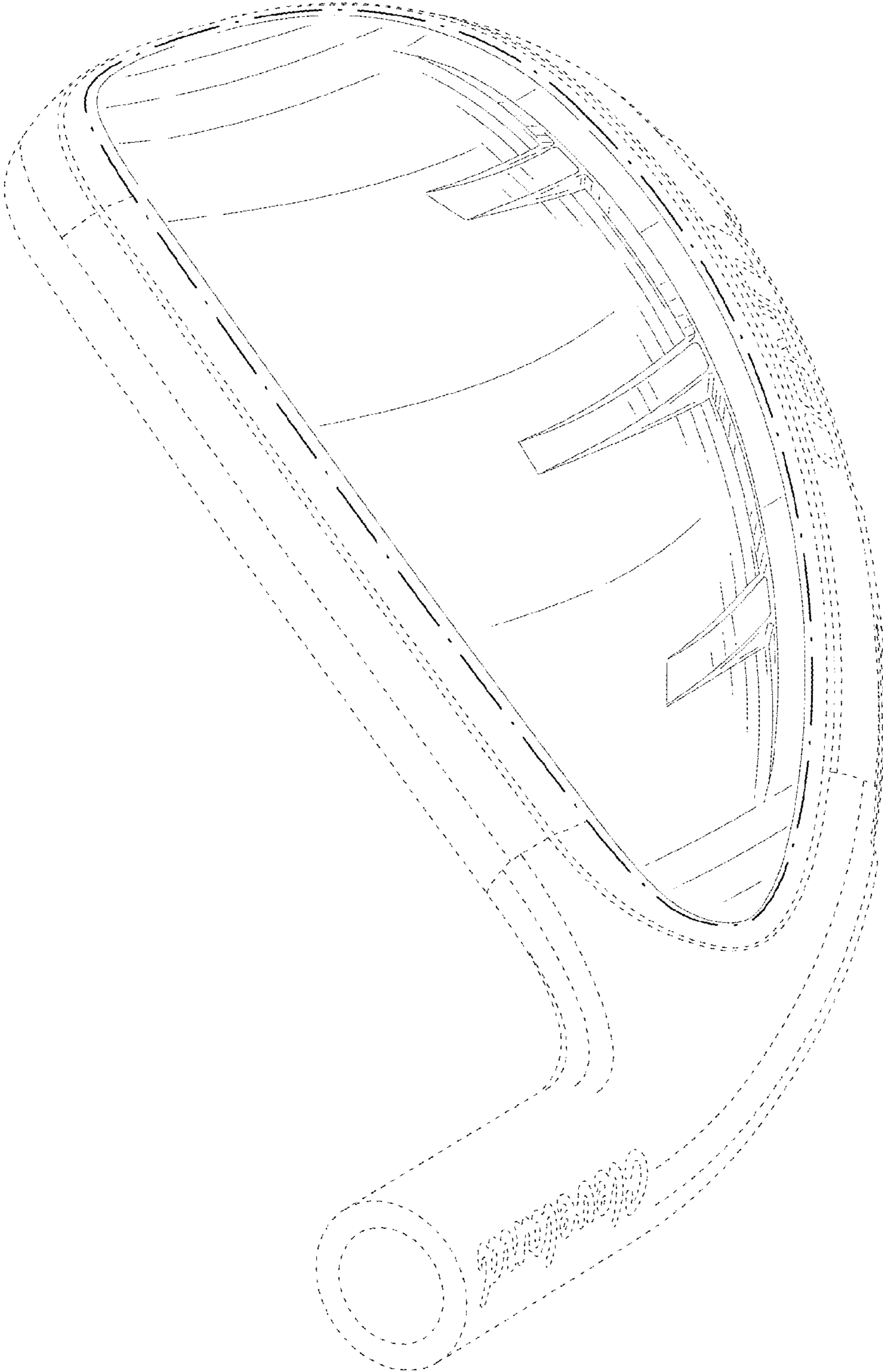


FIG. 1

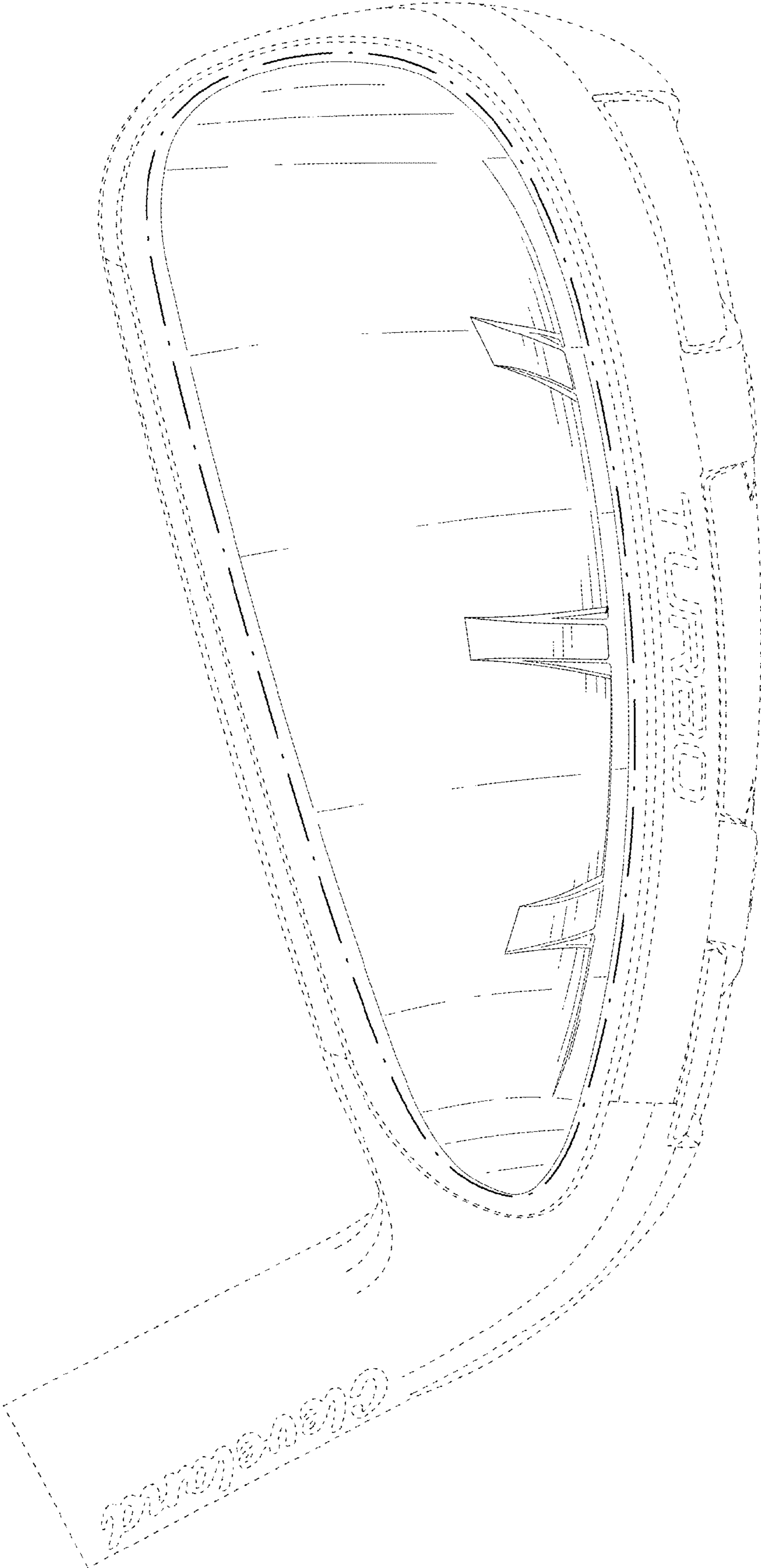


FIG. 2

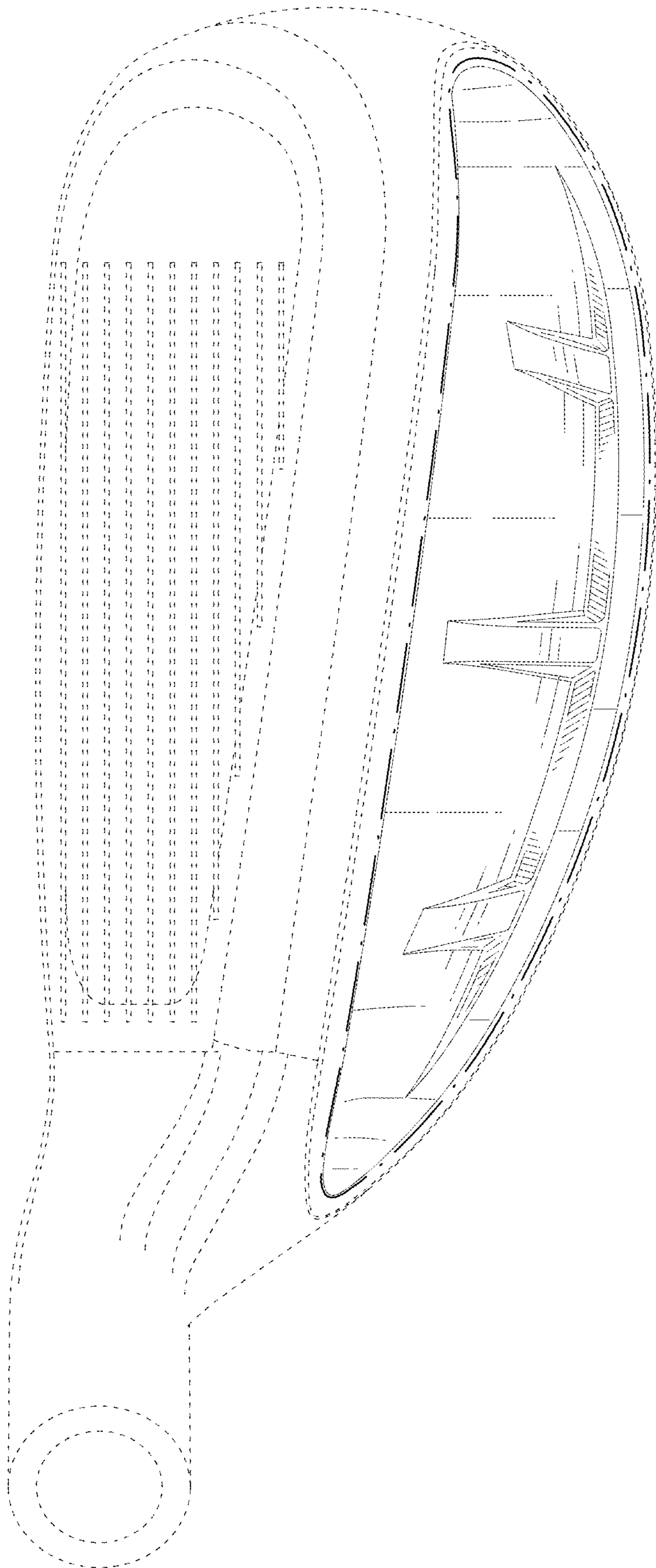


FIG. 3

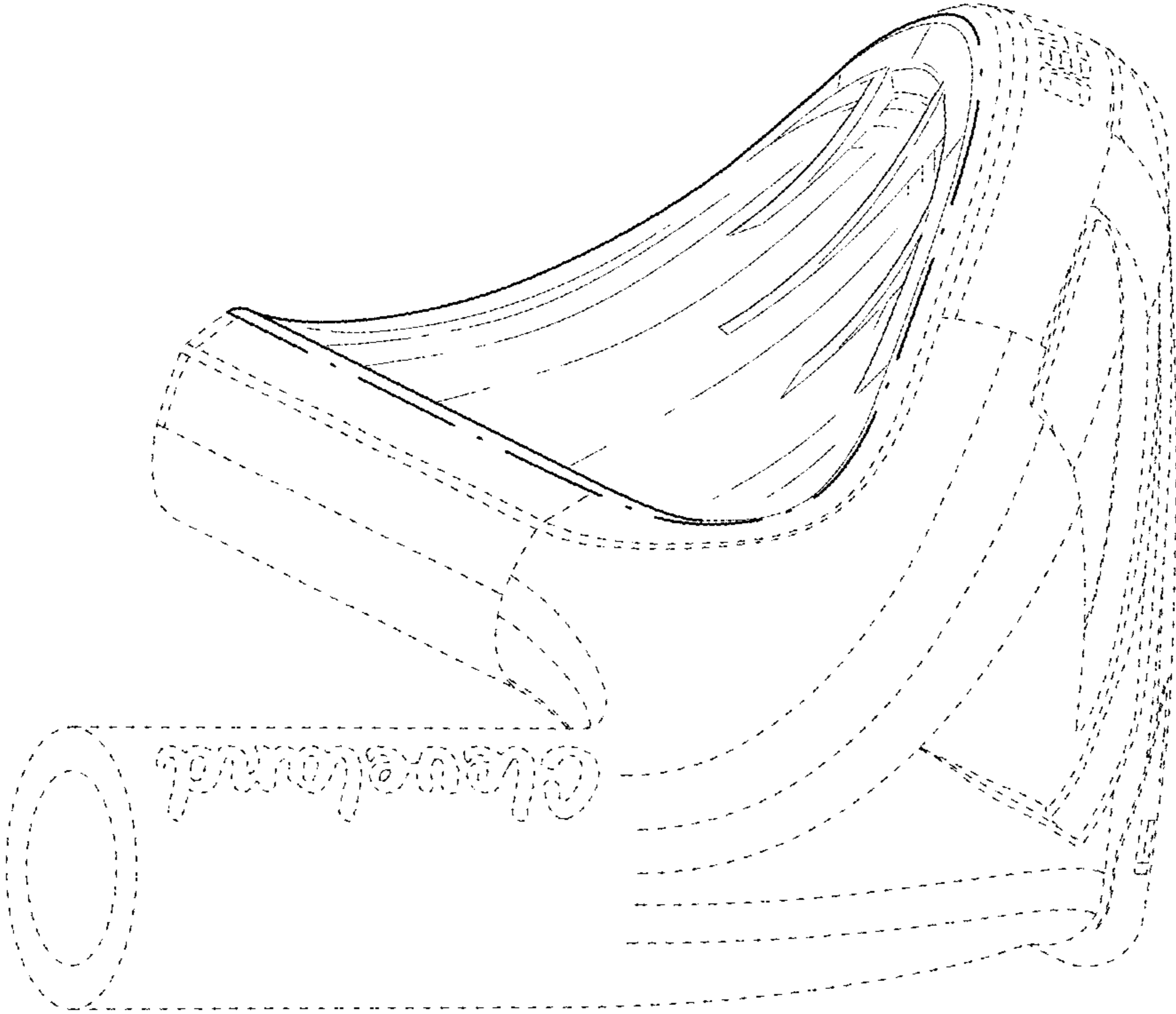


FIG. 4

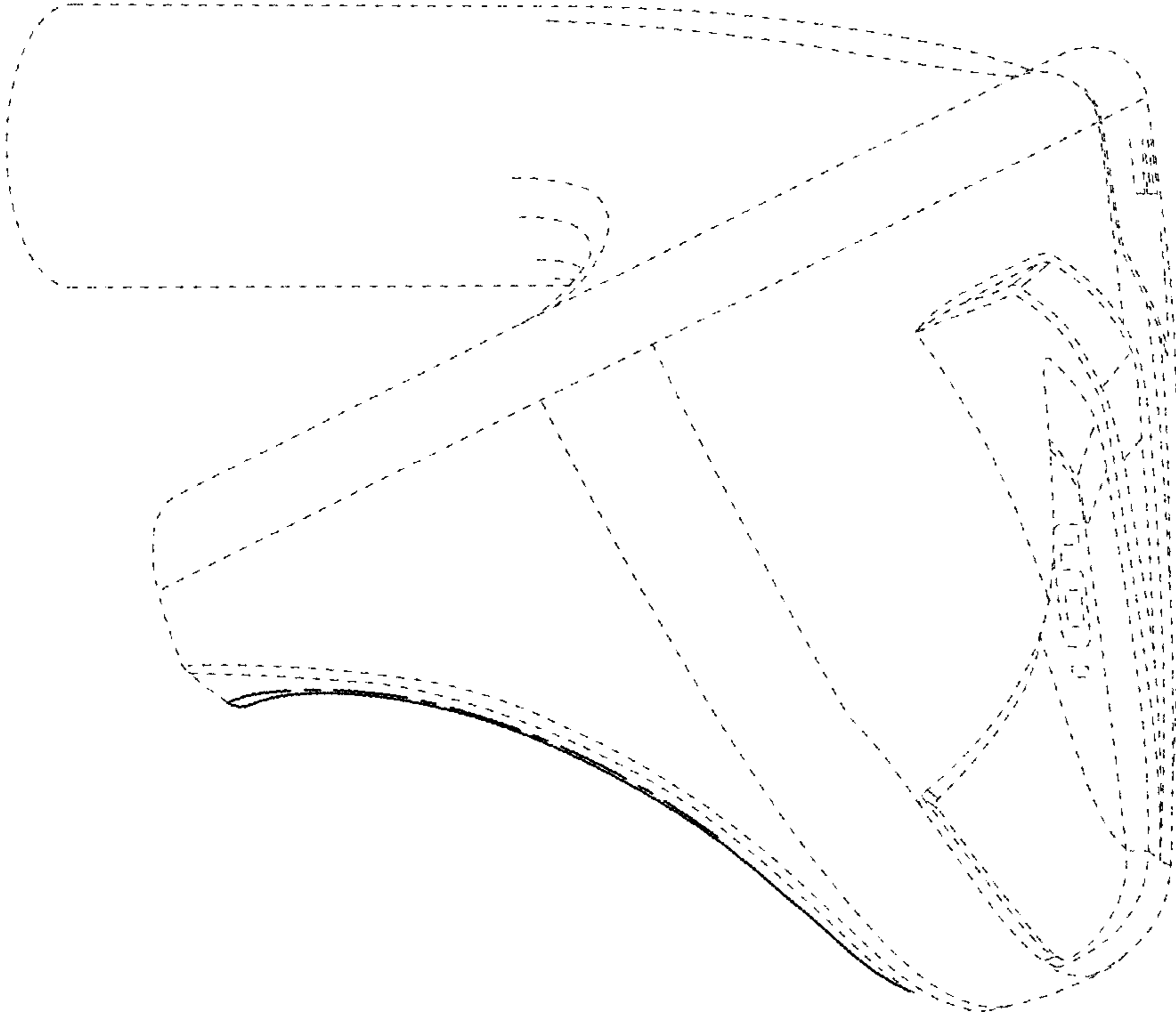


FIG. 5

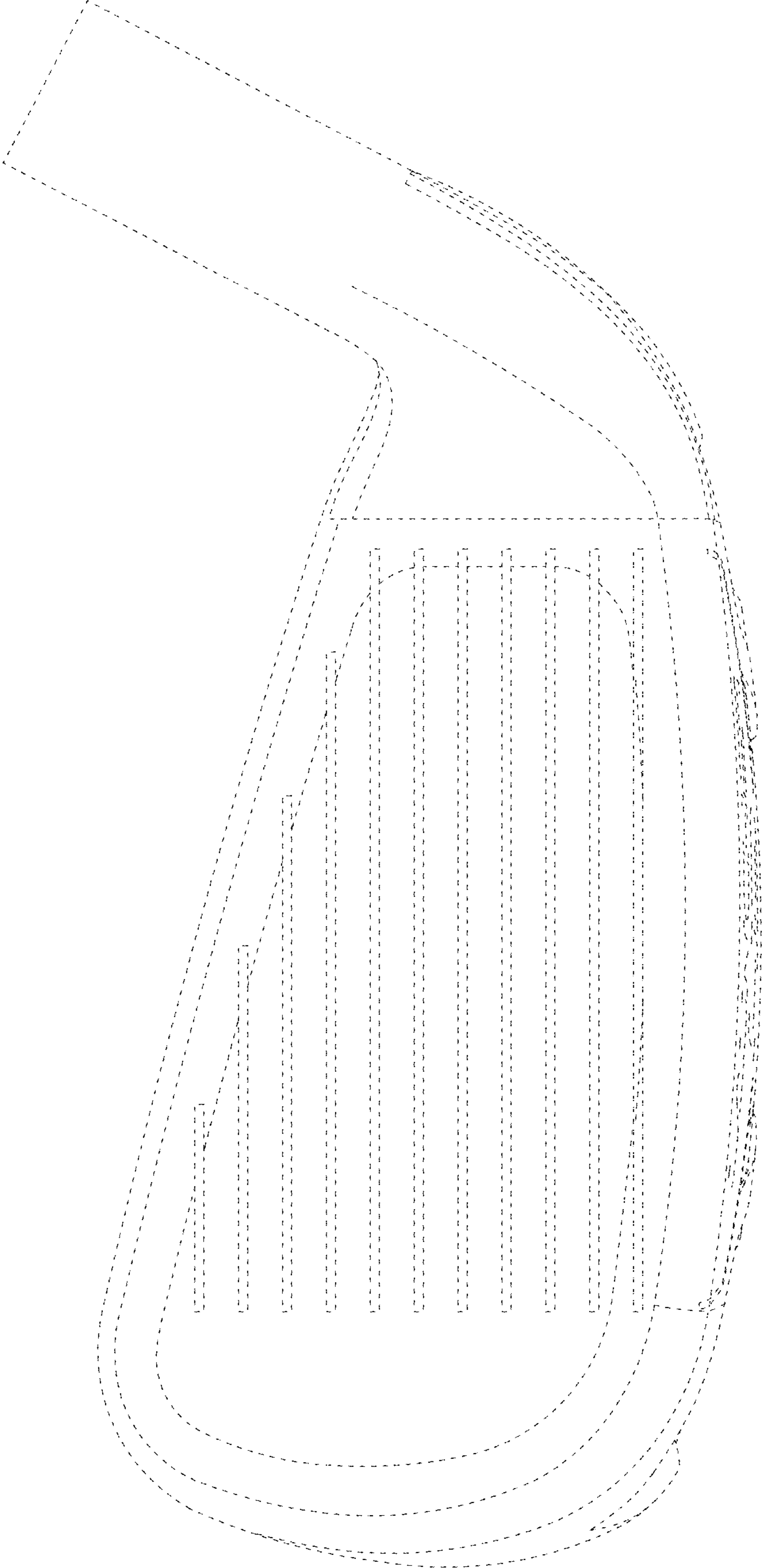


FIG. 6

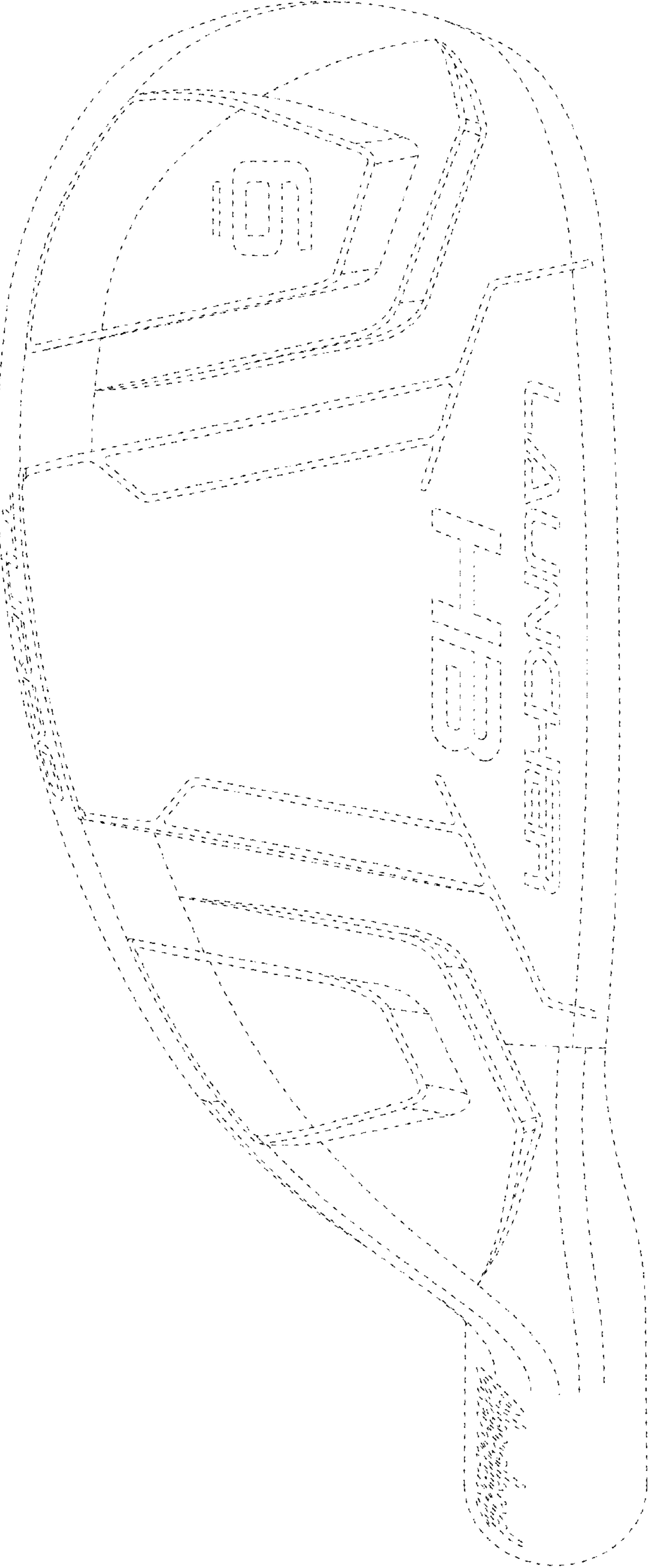


FIG. 7