



US00D911471S

(12) **United States Design Patent**  
**Harrington**

(10) **Patent No.:** **US D911,471 S**

(45) **Date of Patent:** **\*\* Feb. 23, 2021**

(54) **GOLF CLUB HEAD**

(71) Applicant: **James Patrick Harrington**, San Diego, CA (US)

(72) Inventor: **James Patrick Harrington**, San Diego, CA (US)

(\*\*) Term: **15 Years**

(21) Appl. No.: **29/687,868**

(22) Filed: **Apr. 16, 2019**

(51) **LOC (13) Cl.** ..... **21-02**

(52) **U.S. Cl.**  
USPC ..... **D21/748**

(58) **Field of Classification Search**  
USPC ..... D21/747-751, 759  
CPC ..... A63B 53/00; A63B 53/02; A63B 53/04;  
A63B 53/047; A63B 53/0475; A63B  
2053/047; A63B 2053/0483; A63B  
2053/0445; A63B 60/00; A63B 60/46  
See application file for complete search history.

(56) **References Cited**

**U.S. PATENT DOCUMENTS**

D257,736 S *	12/1980	Lyon	.....	D21/750
D346,840 S *	5/1994	Fenton	.....	D21/751
D395,476 S *	6/1998	Pond	.....	D21/747
D399,276 S *	10/1998	Hettinger	.....	D21/747
D618,293 S *	6/2010	Foster	.....	D21/747
8,449,405 B2 *	5/2013	Jertson	.....	A63B 53/0475 473/324
D703,282 S *	4/2014	Breier	.....	D21/747
D704,288 S *	5/2014	Cardani	.....	D21/747
9,017,186 B2 *	4/2015	Jertson	.....	A63B 53/0475 473/324
D753,249 S *	4/2016	Song	.....	D21/749
D753,250 S *	4/2016	Song	.....	D21/749

D760,333 S *	6/2016	Harrington	.....	D21/747
D765,804 S *	9/2016	Oliveiro	.....	D21/747
D783,747 S *	4/2017	Harrington	.....	D21/747
D807,456 S	1/2018	Harrington et al.		
D810,850 S *	2/2018	Becktor	.....	D21/747
9,937,394 B2	4/2018	Harrington et al.		
D833,548 S *	11/2018	Harrington	.....	D21/747

**OTHER PUBLICATIONS**

TaylorMade; RAC Satin TP Wedge Jan. 1, 2019.  
Tour Striker; Pitching Wedge Jan. 1, 2019.  
Cleveland: A History of Wedges Nov. 11, 2012.

\* cited by examiner

*Primary Examiner* — Mitchell I. Siegel  
(74) *Attorney, Agent, or Firm* — Christopher A. Proskey;  
BrownWinick Law Firm

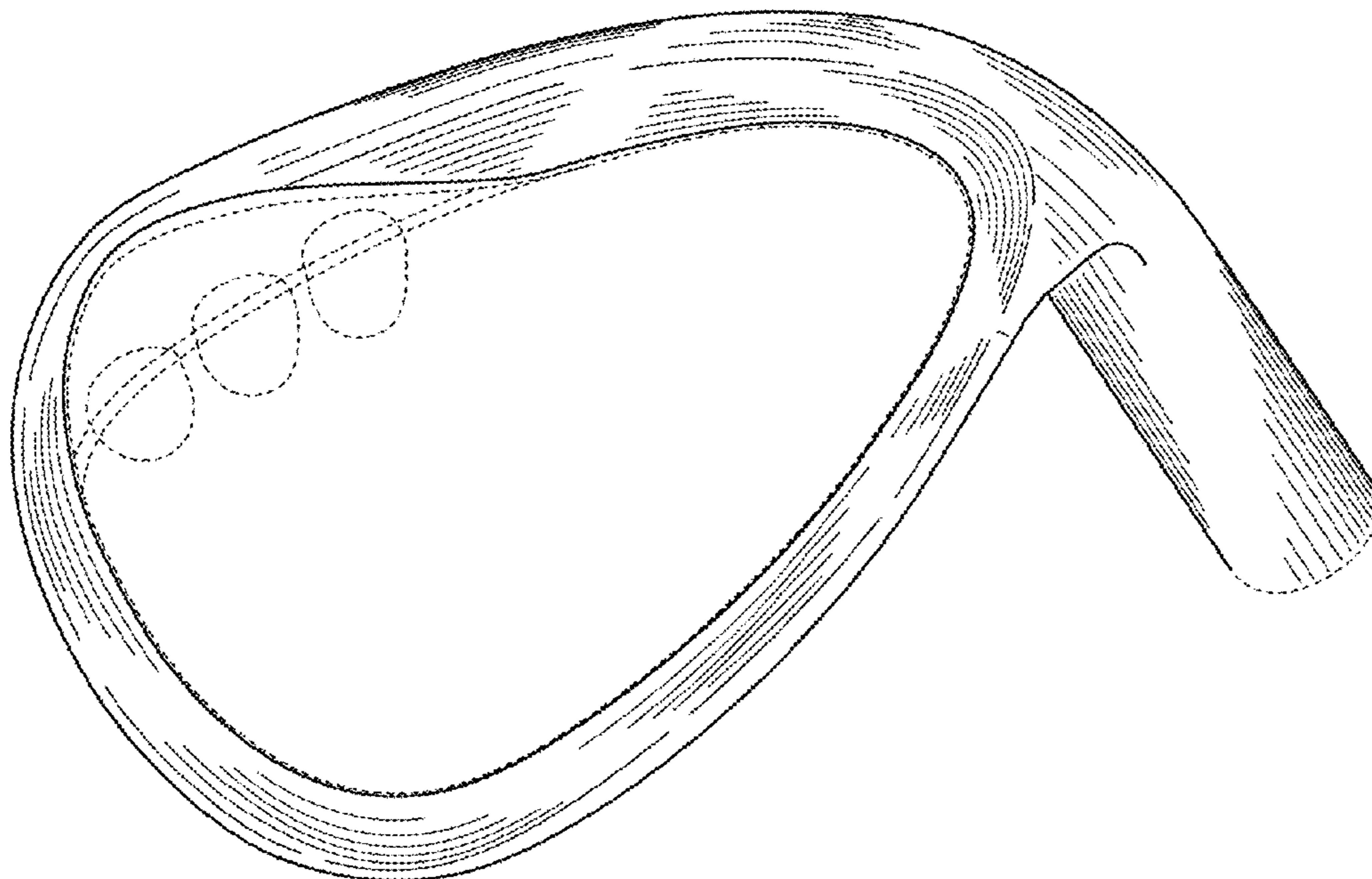
(57) **CLAIM**

The ornamental design for a golf club head, as shown and described.

**DESCRIPTION**

FIG. 1 is a read perspective view of a golf club head;  
FIG. 2 is a top plan view thereof;  
FIG. 3 is a bottom plan view thereof;  
FIG. 4 is a heel end elevational view thereof;  
FIG. 5 is a toe end elevational view thereof;  
FIG. 6 is a rear elevational view thereof; and,  
FIG. 7 is a front elevational view thereof.  
The broken lines showing portions of the golf club head form no part of the claimed design.

**1 Claim, 7 Drawing Sheets**



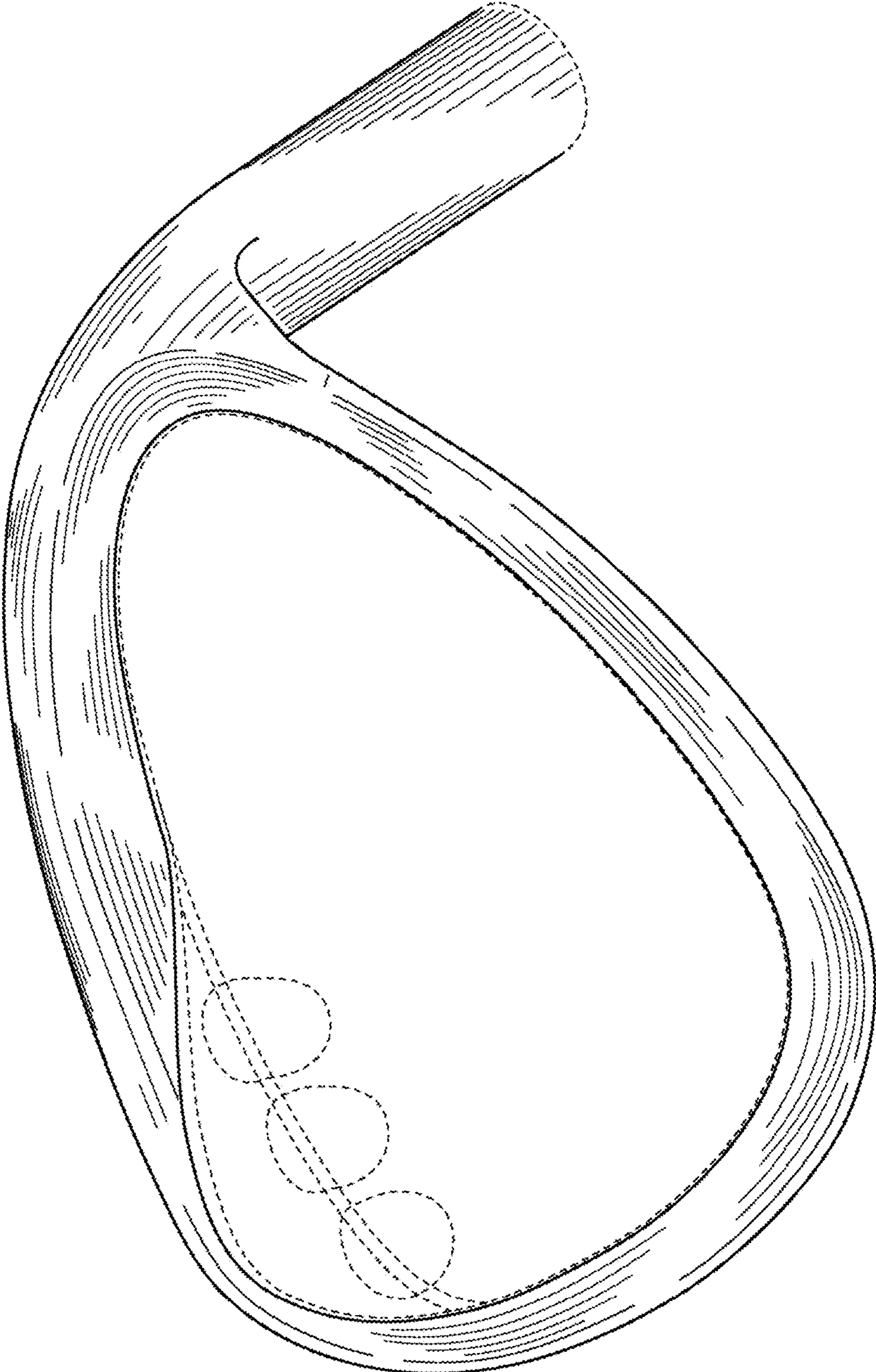


FIG. 1

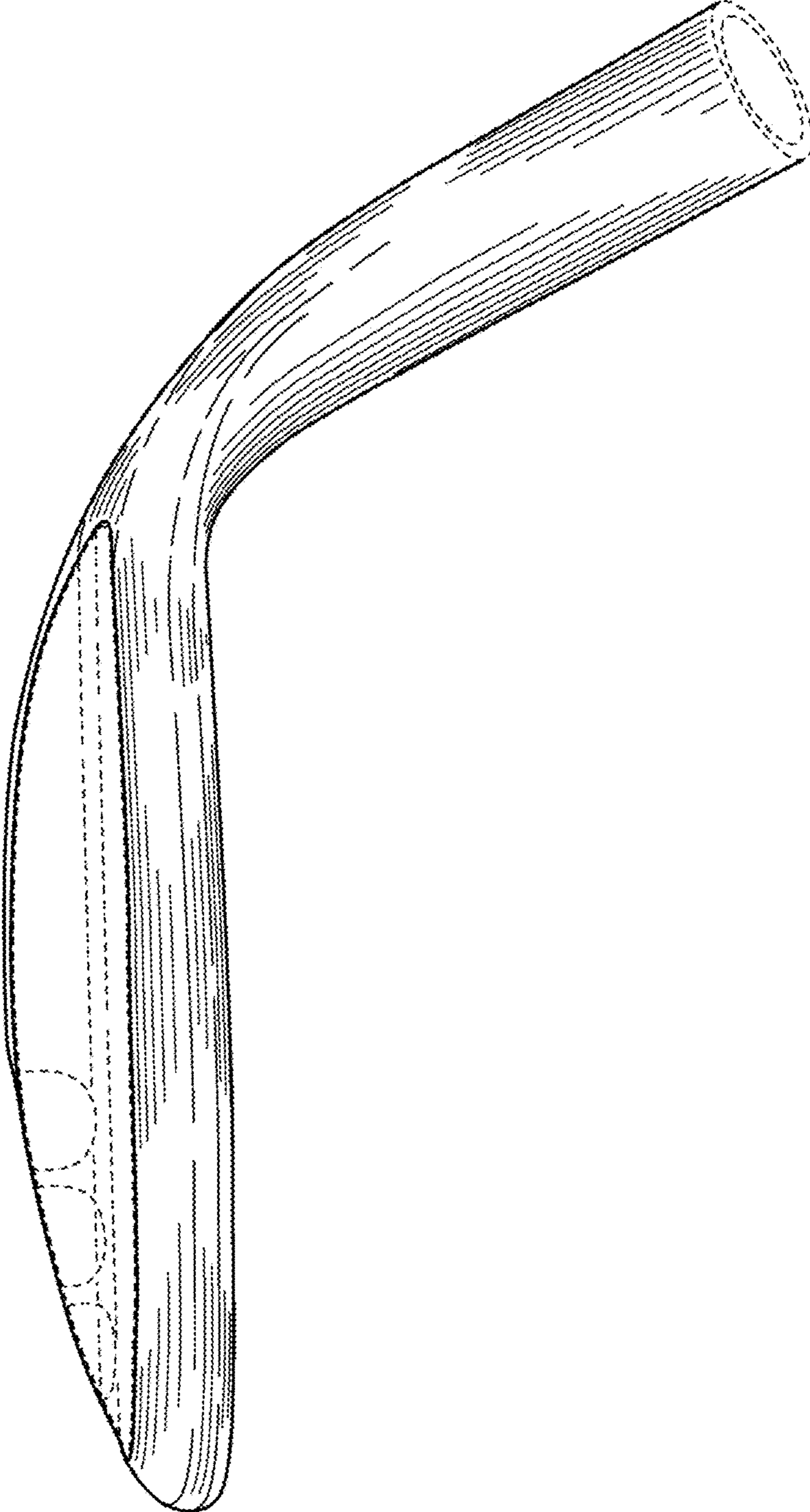


FIG. 2



FIG. 3

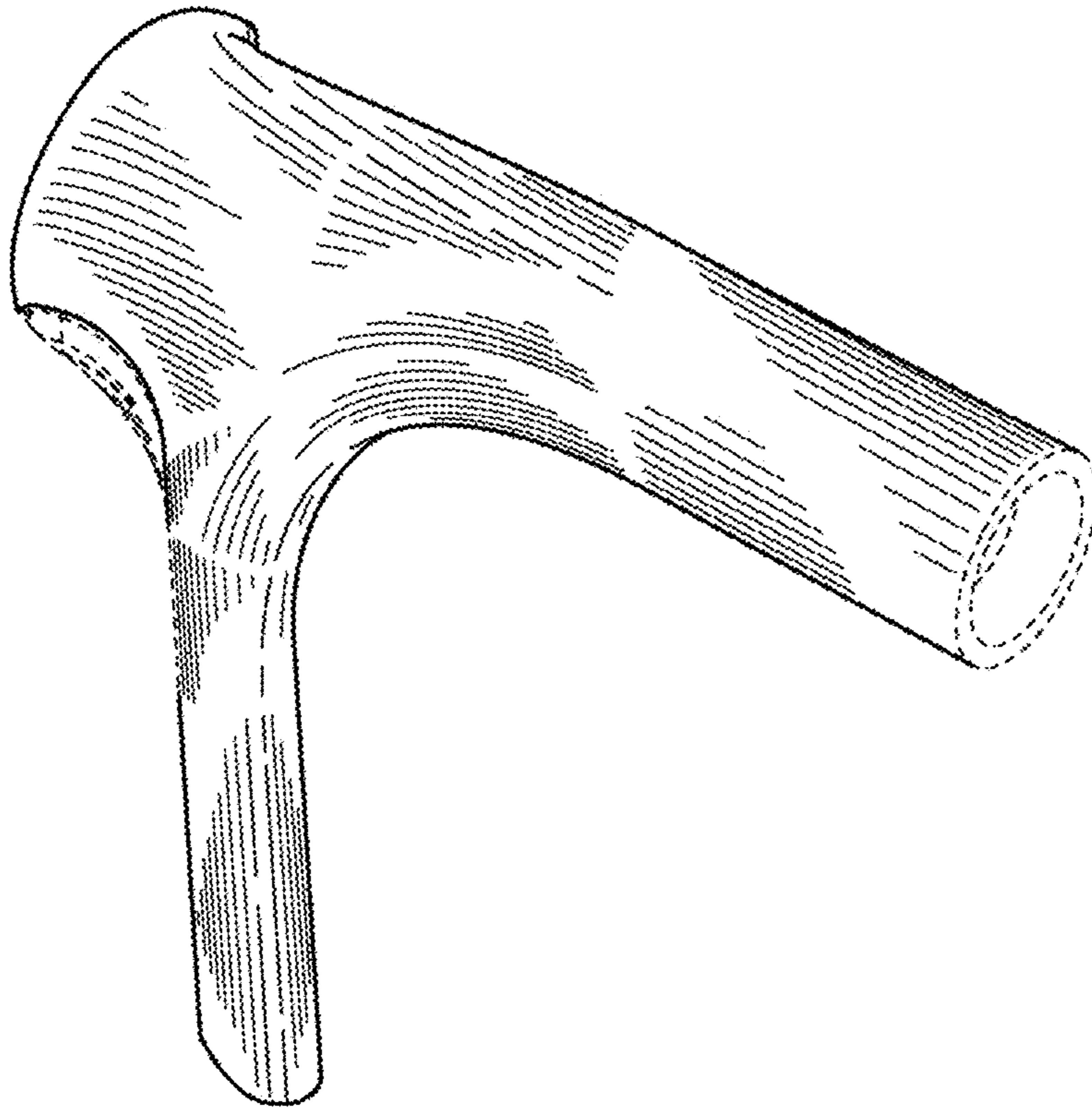


FIG. 4

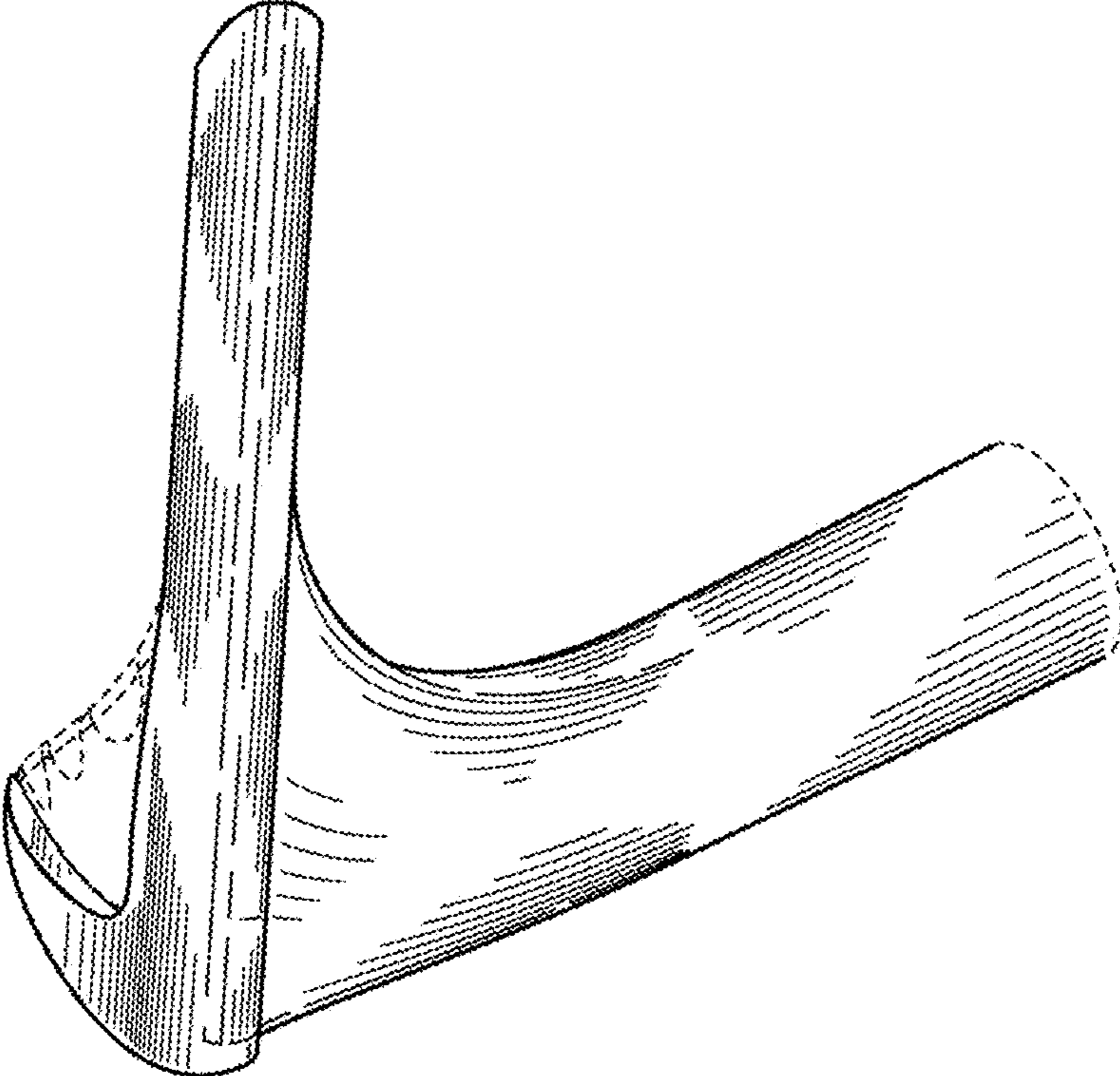


FIG. 5

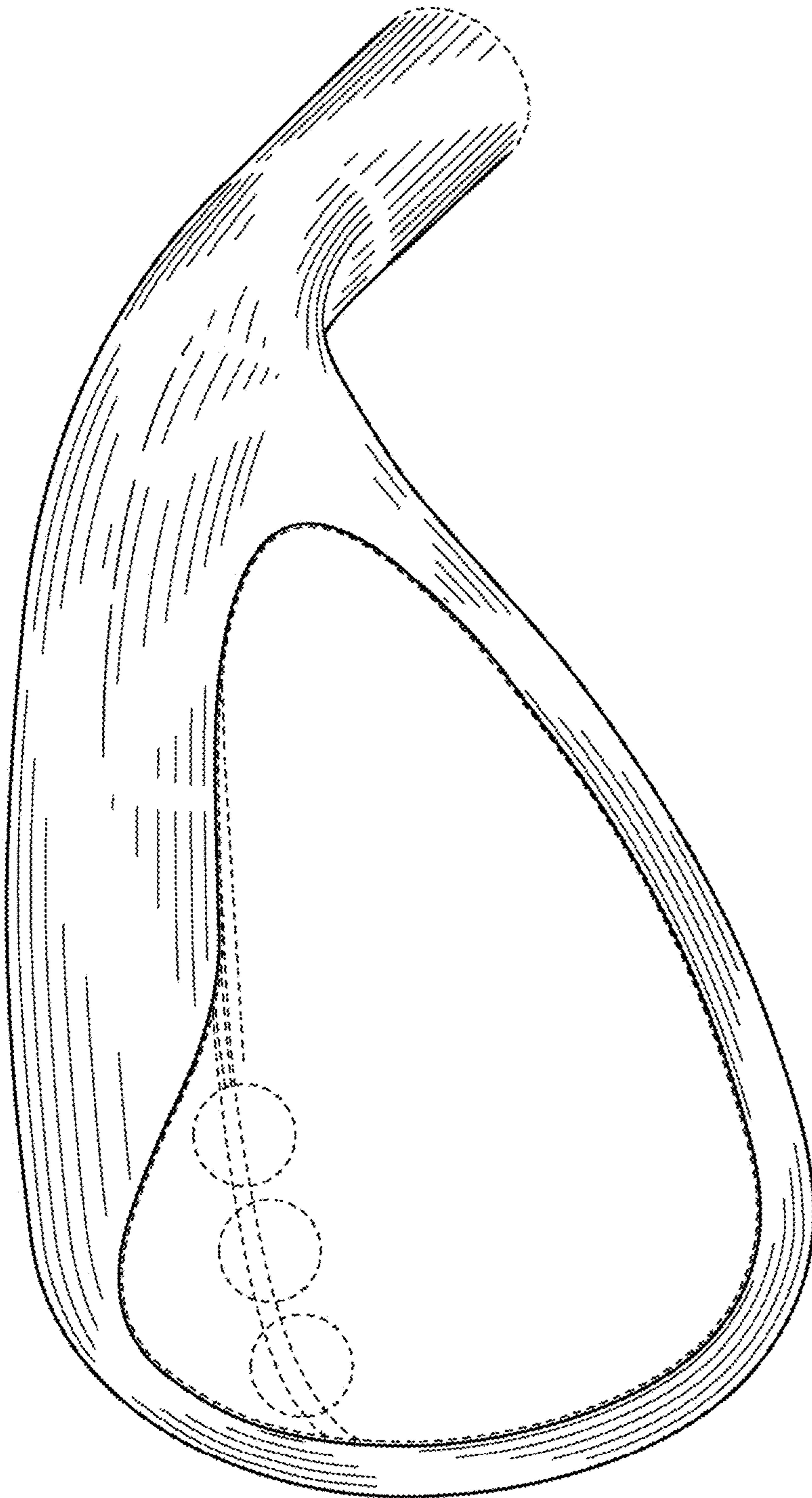


FIG. 6

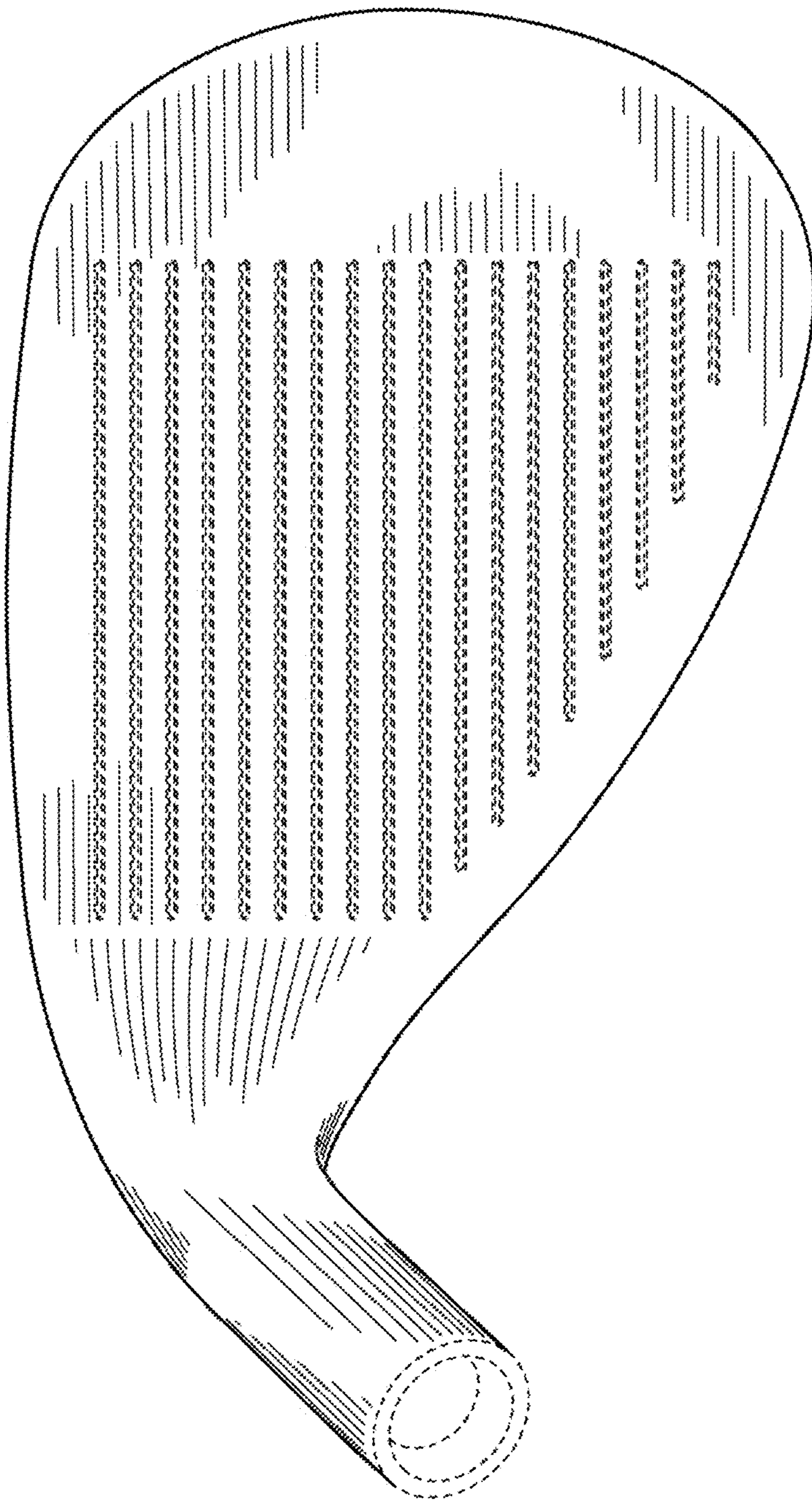


FIG. 7