



US00D911467S

(12) **United States Design Patent** (10) **Patent No.:** **US D911,467 S**
Hasell (45) **Date of Patent:** **** Feb. 23, 2021**

(54) SPORTSBALL	4,925,193 A * 5/1990 Melvin A63B 37/0004 473/379
(71) Applicant: Mitre Sports International Limited, London (GB)	D330,239 S * 10/1992 Obermann D21/713 D384,715 S * 10/1997 Hemphill D21/713 D386,230 S * 11/1997 Gray D21/713 D416,962 S * 11/1999 Thurman D21/713 D483,424 S * 12/2003 Lowinger D21/713 D510,113 S * 9/2005 Kelly D21/713 D672,416 S * 12/2012 Lien D21/713 D705,368 S * 5/2014 Hu D21/713 D730,461 S * 5/2015 Bennett D21/713 D738,972 S * 9/2015 Black D21/707 D741,422 S * 10/2015 Holland D21/713 D795,367 S * 8/2017 Pinto D21/713 D804,595 S * 12/2017 Loffelmann D21/713 D805,145 S * 12/2017 Loffelmann D21/713 D811,500 S * 2/2018 Matsuno D21/713 D819,758 S * 6/2018 Iqbal D21/713 D851,715 S * 6/2019 Hasell D21/713
(72) Inventor: Alex Hasell, London (GB)	
(73) Assignee: MITRE SPORTS INTERNATIONAL LIMITED, London (GB)	
(**) Term: 15 Years	
(21) Appl. No.: 29/713,280	
(22) Filed: Nov. 14, 2019	

Related U.S. Application Data

(62) Division of application No. 29/610,774, filed on Jul. 14, 2017.

Foreign Application Priority Data

Apr. 4, 2017 (EM) 003840917

(51) **LOC (13) Cl.** **21-02**

(52) **U.S. Cl.**
USPC **D21/713; D21/698; D21/781; D21/782**

(58) **Field of Classification Search**
USPC D21/415-504, 308, 314, 357, 362, 366,
D21/367, 713-716, 719, 788-796, 781;
D30/160; D11/48, 99; 473/351-385;
446/431, 486
CPC A63B 41/00; A63B 41/04; A63B 41/08;
A63B 41/12; A63B 43/00; A63B 43/002;
A63B 43/005; A63B 2069/0006; A63B
2243/0025; A63B 37/14; A63B 69/0002
See application file for complete search history.

References Cited

U.S. PATENT DOCUMENTS

D162,264 S * 2/1951 Whittaker D21/713
D285,591 S * 9/1986 Peel D21/713

* cited by examiner

Primary Examiner — Sandra Snapp

Assistant Examiner — Mehri Bajoul

(74) *Attorney, Agent, or Firm* — Fross, Zelnick, Lehrman & Zissu, PC; Charles T. J. Weigell, Esq.

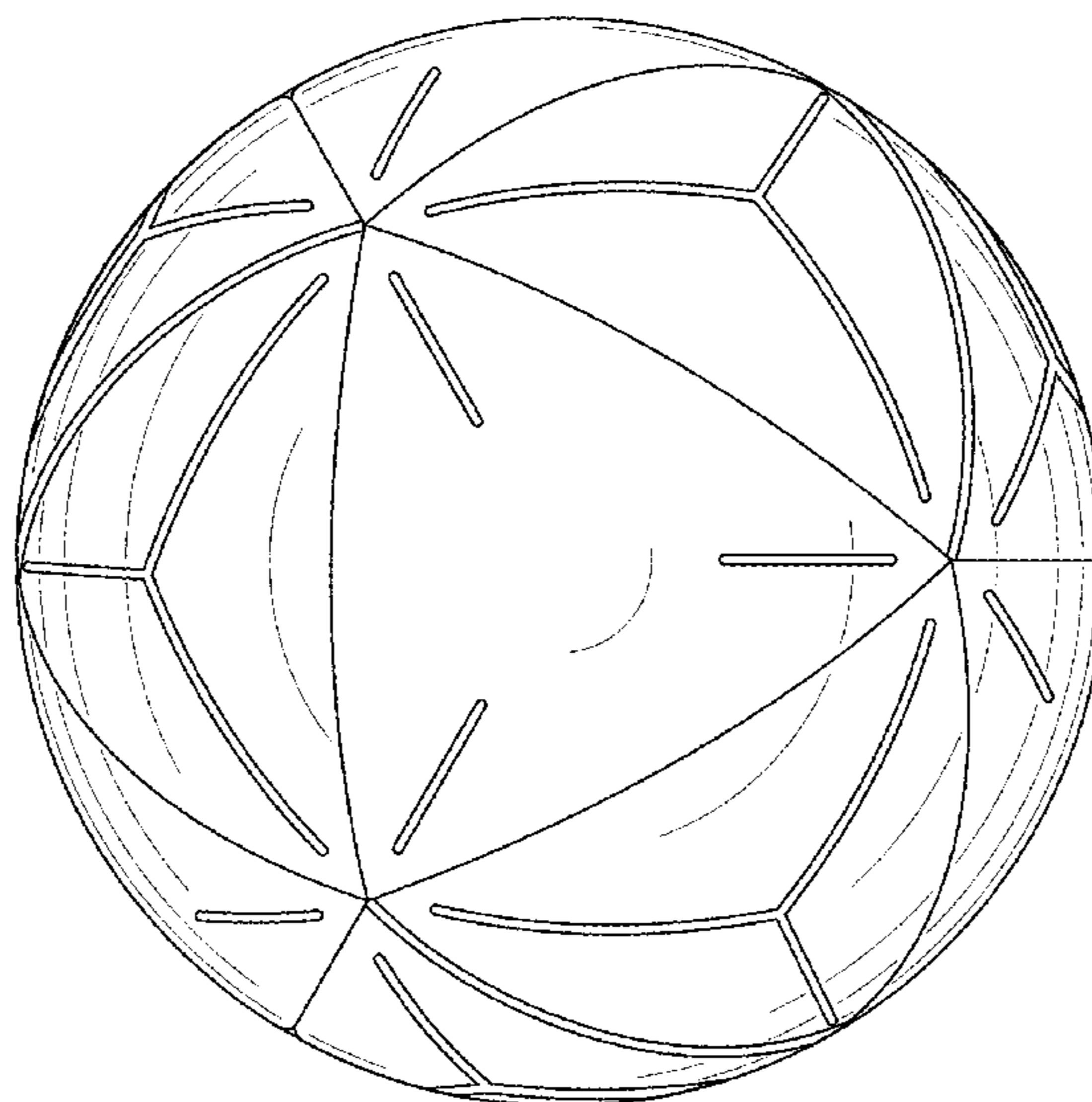
(57) **CLAIM**

The ornamental design for a sportsball, as shown and described.

DESCRIPTION

FIG. 1 is a front elevation view of the sportsball showing my new design;
FIG. 2 is a rear elevation view thereof;
FIG. 3 is a side elevation view thereof;
FIG. 4 is another side elevation view thereof; and,
FIG. 5 is a top plan view showing the sportsball in a flat position.

1 Claim, 5 Drawing Sheets



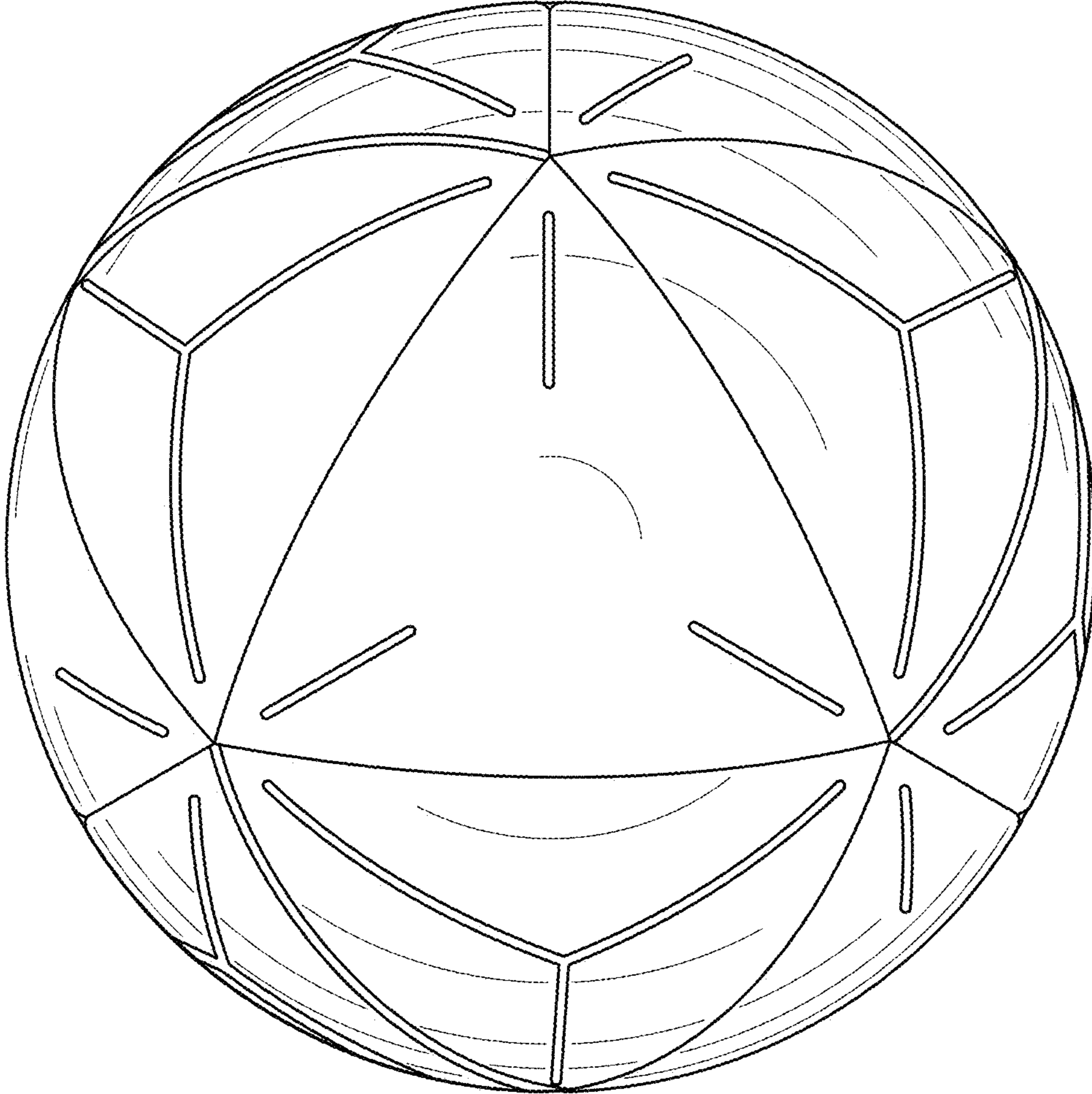


FIG. 1

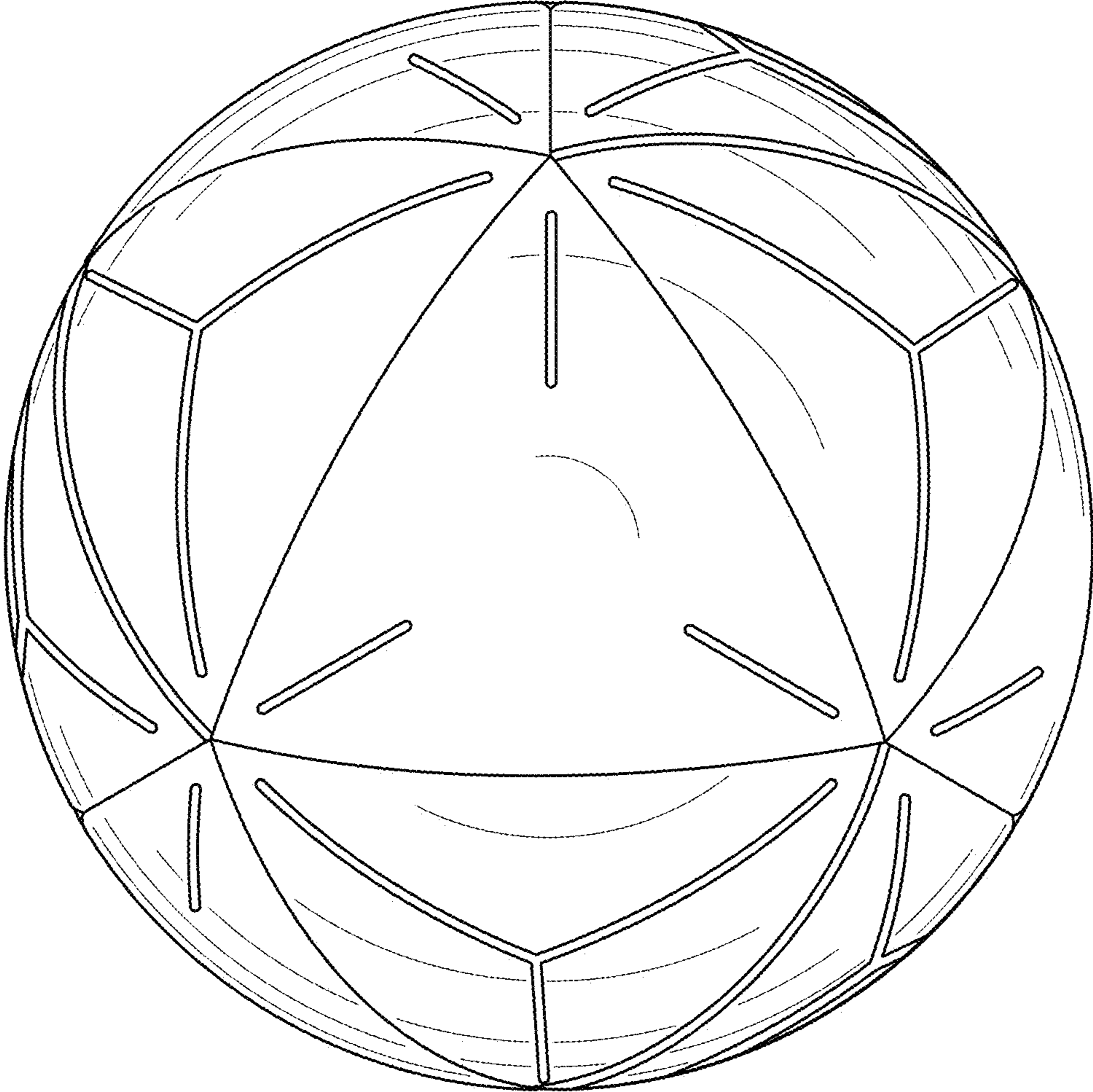


FIG. 2

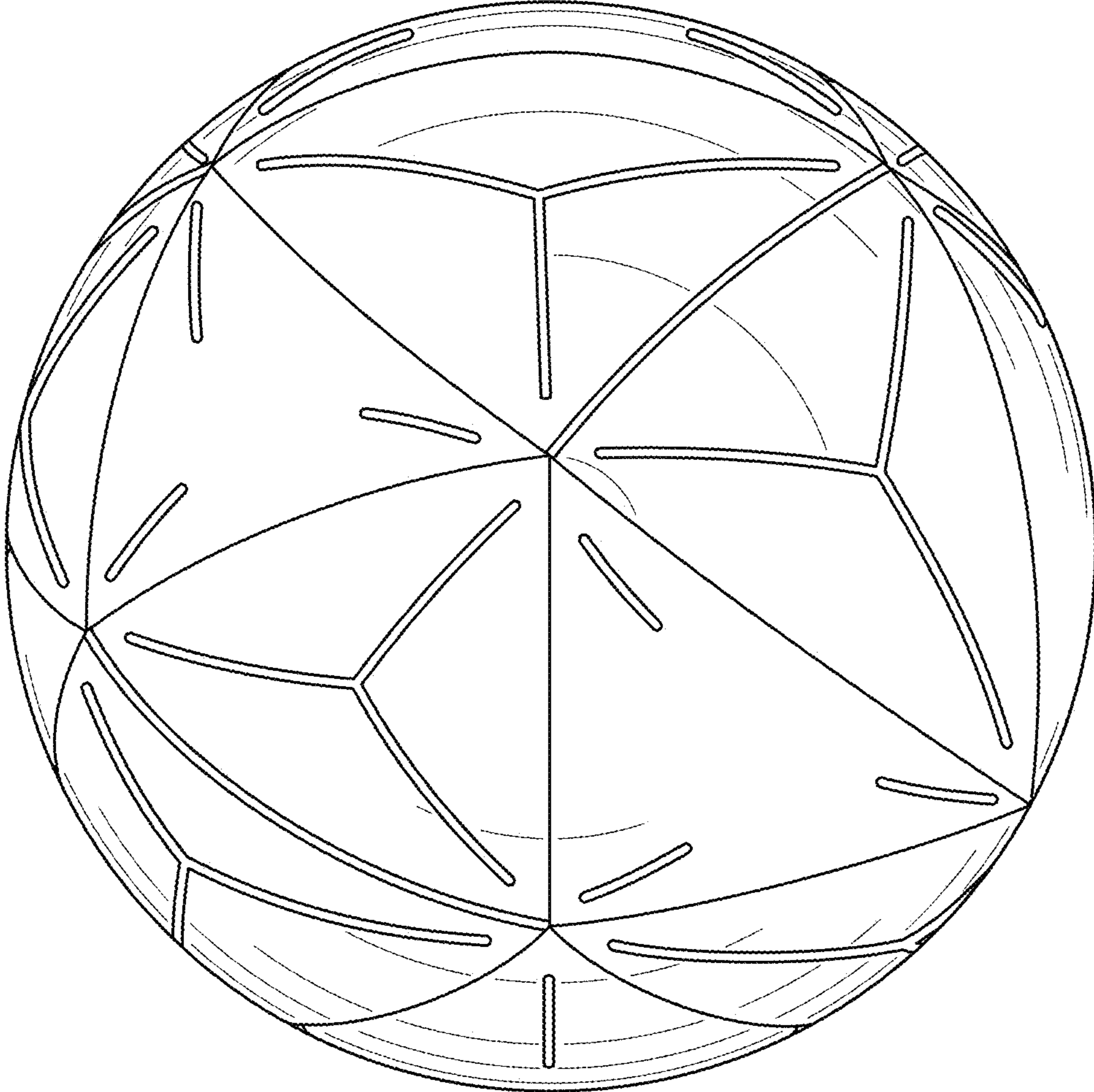


FIG. 3

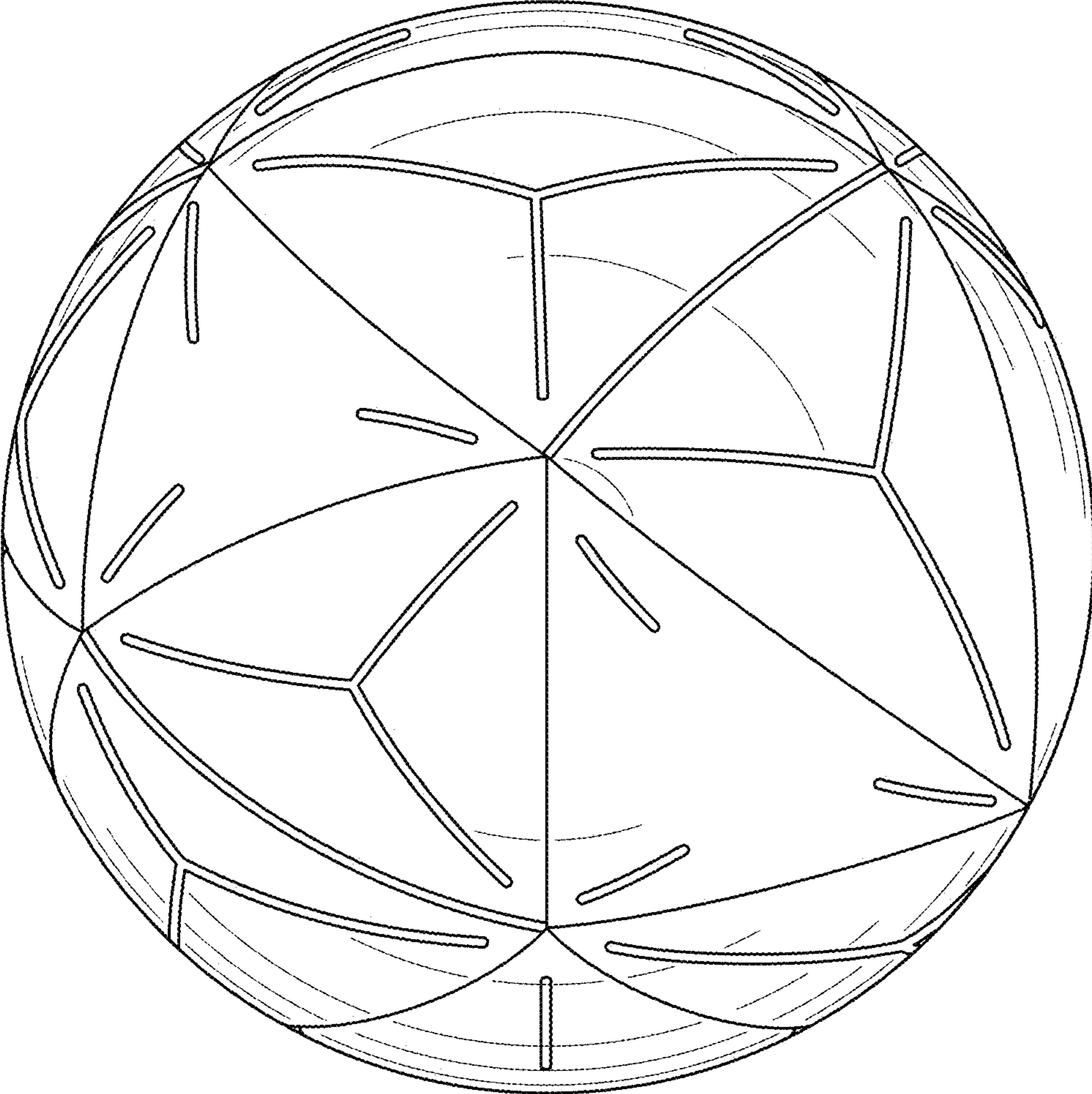


FIG. 4




FIG. 5