



US00D911465S

(12) **United States Design Patent** (10) **Patent No.:** **US D911,465 S**  
**Aubry** (45) **Date of Patent:** **\*\* Feb. 23, 2021**

(54) **REMOVABLE OBJECT HOLDER FOR FITNESS RACK AND RIG ATTACHMENT**

(71) Applicant: **Gabriel Aubry**, Valley Glen, CA (US)

(72) Inventor: **Gabriel Aubry**, Valley Glen, CA (US)

(\*\*) Term: **15 Years**

(21) Appl. No.: **29/685,203**

(22) Filed: **Mar. 27, 2019**

(51) **LOC (13) Cl.** ..... **21-02**

(52) **U.S. Cl.**  
USPC ..... **D21/694**

(58) **Field of Classification Search**  
USPC ..... D14/452; D21/673, 686, 691, 694;  
D8/343, 349, 354, 381  
CPC ..... A46B 5/0041; A46B 5/0075; F16B 7/10;  
A63B 21/4047  
See application file for complete search history.

(56) **References Cited**

**U.S. PATENT DOCUMENTS**

D317,032 S *	5/1991	Eckler	.....	D21/694
D317,250 S *	6/1991	Shook	.....	D8/380
D355,349 S *	2/1995	Taparauskas, Jr.	.....	D8/349
D384,710 S *	10/1997	Pahel	.....	D21/694
5,720,695 A *	2/1998	Eckmann	.....	A63B 21/068 248/227.3
6,045,103 A *	4/2000	Costa	.....	F16M 11/10 211/119.06
D425,403 S *	5/2000	Medina	.....	D8/354
D426,453 S *	6/2000	Stearns	.....	D8/354
D439,292 S *	3/2001	Webber	.....	D21/694
D485,484 S *	1/2004	McCoy	.....	D8/343
D508,251 S *	8/2005	Tuccinardi	.....	D16/132
D576,472 S *	9/2008	Gaiardo	.....	D8/354
D583,426 S *	12/2008	Webber	.....	D21/691
D604,152 S *	11/2009	Fernandez	.....	D8/381
D606,386 S *	12/2009	Fernandez	.....	D8/381
D610,439 S *	2/2010	Wood	.....	D8/381
D611,887 S *	3/2010	Peschmann	.....	D12/223

D612,224 S *	3/2010	Wendt	.....	D8/354
D615,844 S *	5/2010	Wiora	.....	D8/343
D631,734 S *	2/2011	Fernandez	.....	D8/380
D708,041 S *	7/2014	Day	.....	D8/333
D748,966 S *	2/2016	Morinaga	.....	D8/323
D752,417 S *	3/2016	Witting	.....	D8/354
D789,770 S *	6/2017	Reeb	.....	D8/330
D794,420 S *	8/2017	Emmons	.....	D8/349
D817,742 S *	5/2018	Sarnowski	.....	D8/349
D835,973 S *	12/2018	Bertato	.....	D8/354
D852,788 S *	7/2019	Kanter	.....	D14/238

(Continued)

**OTHER PUBLICATIONS**

Roguefitness, "Rogue Bench Hanger", Sep. 30, 2020. [https://www.roguefitness.com/rogue-bench-hanger?gclid=CjwKCAjw2dD7BRASEiwAWCtCb4nf2SaVtiedjkm0OnAnBsR64R5W7vTFhdMELCrW2La\\_D1ot94tPxoCl8gQAvD\\_BwE](https://www.roguefitness.com/rogue-bench-hanger?gclid=CjwKCAjw2dD7BRASEiwAWCtCb4nf2SaVtiedjkm0OnAnBsR64R5W7vTFhdMELCrW2La_D1ot94tPxoCl8gQAvD_BwE). Shown on p. 1. (Year: 2020).\*

*Primary Examiner* — Cynthia Ramirez  
*Assistant Examiner* — Michael A Maharajh  
(74) *Attorney, Agent, or Firm* — Mitchell Law PLLC;  
Matthew W. Mitchell

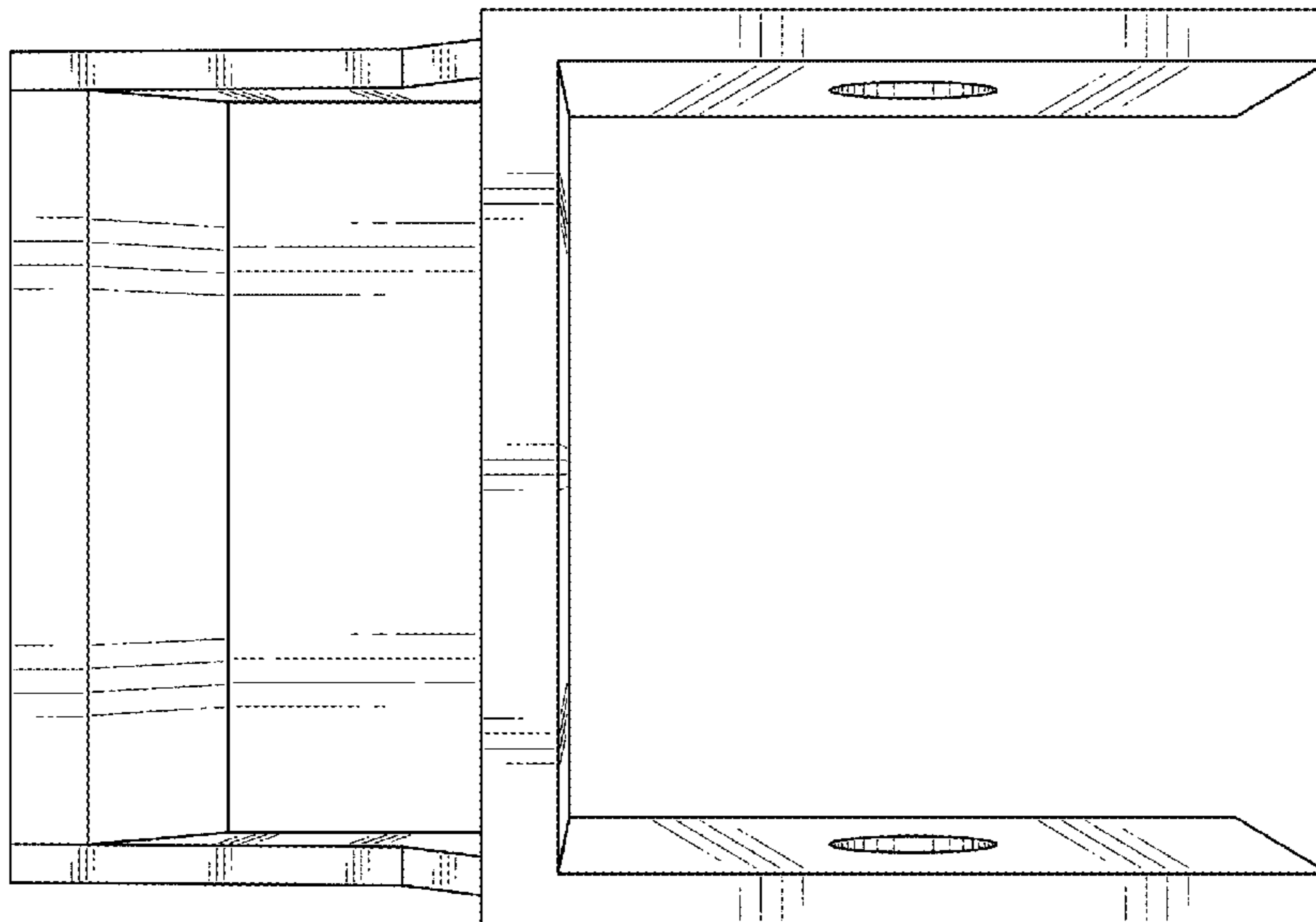
(57) **CLAIM**

The ornamental design for a removable object holder for fitness rack and rig attachment, as shown and described.

**DESCRIPTION**

FIG. 1 is a top perspective view of the removable object holder for fitness rack and rig attachment of the present invention;  
FIG. 2 is top-left isometric view thereof;  
FIG. 3 is a right-side view thereof;  
FIG. 4 is a left-side view thereof;  
FIG. 5 is a top plan view thereof;  
FIG. 6 is a bottom plan view thereof;  
FIG. 7 is a front view thereof; and,  
FIG. 8 is a rear view thereof.

**1 Claim, 8 Drawing Sheets**



(56)

**References Cited**

U.S. PATENT DOCUMENTS

D858,262 S \* 9/2019 Wilson ..... D8/373  
D875,510 S \* 2/2020 Dammann ..... D8/373  
D876,203 S \* 2/2020 Rifler ..... D8/354  
D878,184 S \* 3/2020 Holloway ..... D8/354  
D890,590 S \* 7/2020 O'Halloran ..... D8/71  
D896,616 S \* 9/2020 Akbar ..... D8/349  
2006/0016047 A1 \* 1/2006 Blackman ..... B25G 1/06  
16/231  
2015/0362278 A1 \* 12/2015 Genchel ..... F16M 11/32  
42/94  
2016/0109056 A1 \* 4/2016 Chen ..... F16B 7/10  
248/277.1  
2016/0199688 A1 \* 7/2016 Briley ..... A63B 21/4034  
482/97  
2016/0331203 A1 \* 11/2016 Tait ..... A47L 13/26  
2017/0014679 A1 \* 1/2017 Lalaoua ..... A63B 21/4047  
2017/0127843 A1 \* 5/2017 Shaath ..... A47C 16/025  
2020/0070005 A1 \* 3/2020 Lin ..... A63B 21/078  
2020/0094096 A1 \* 3/2020 Sorin ..... A63B 71/0054

\* cited by examiner

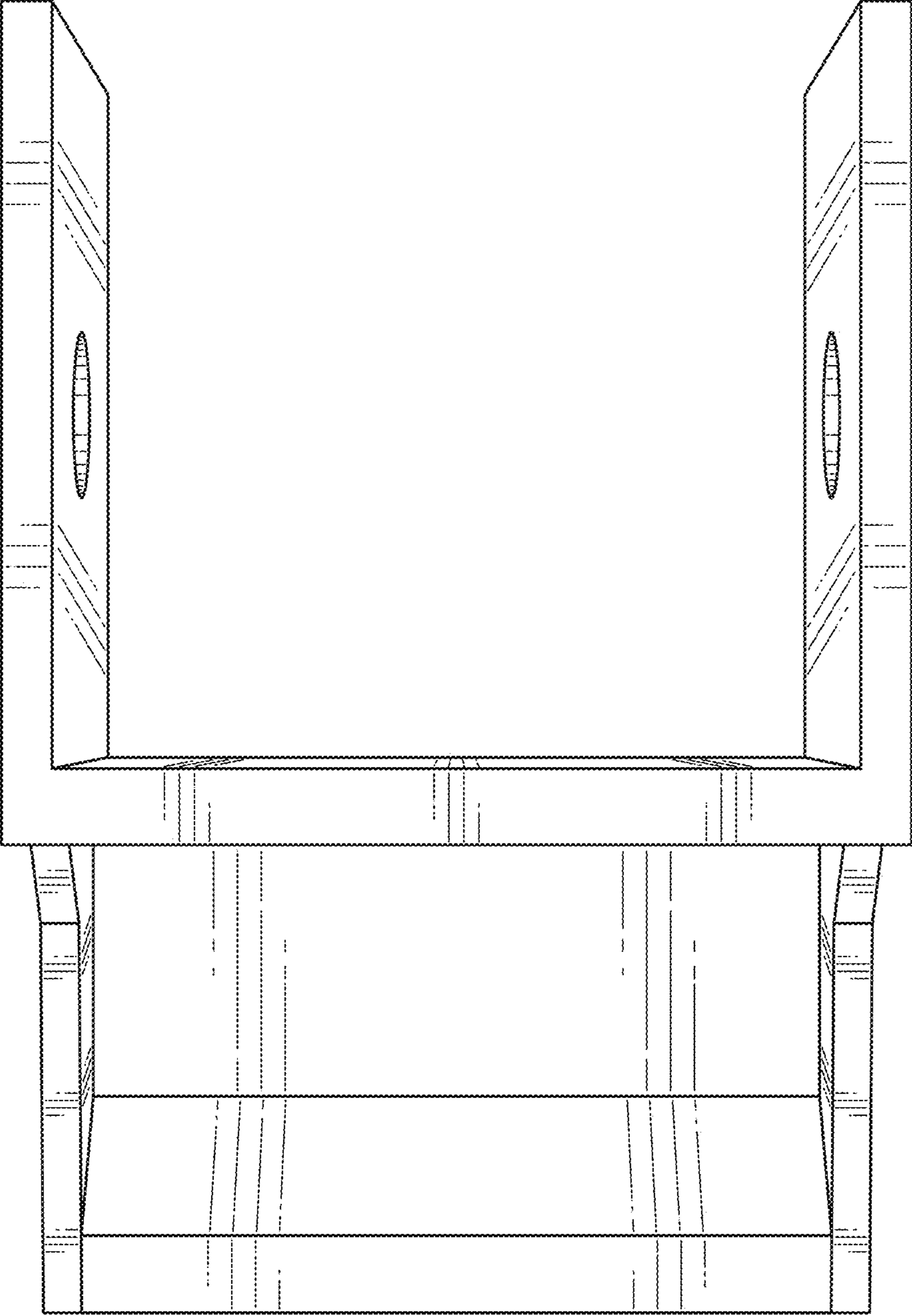


FIG. 1

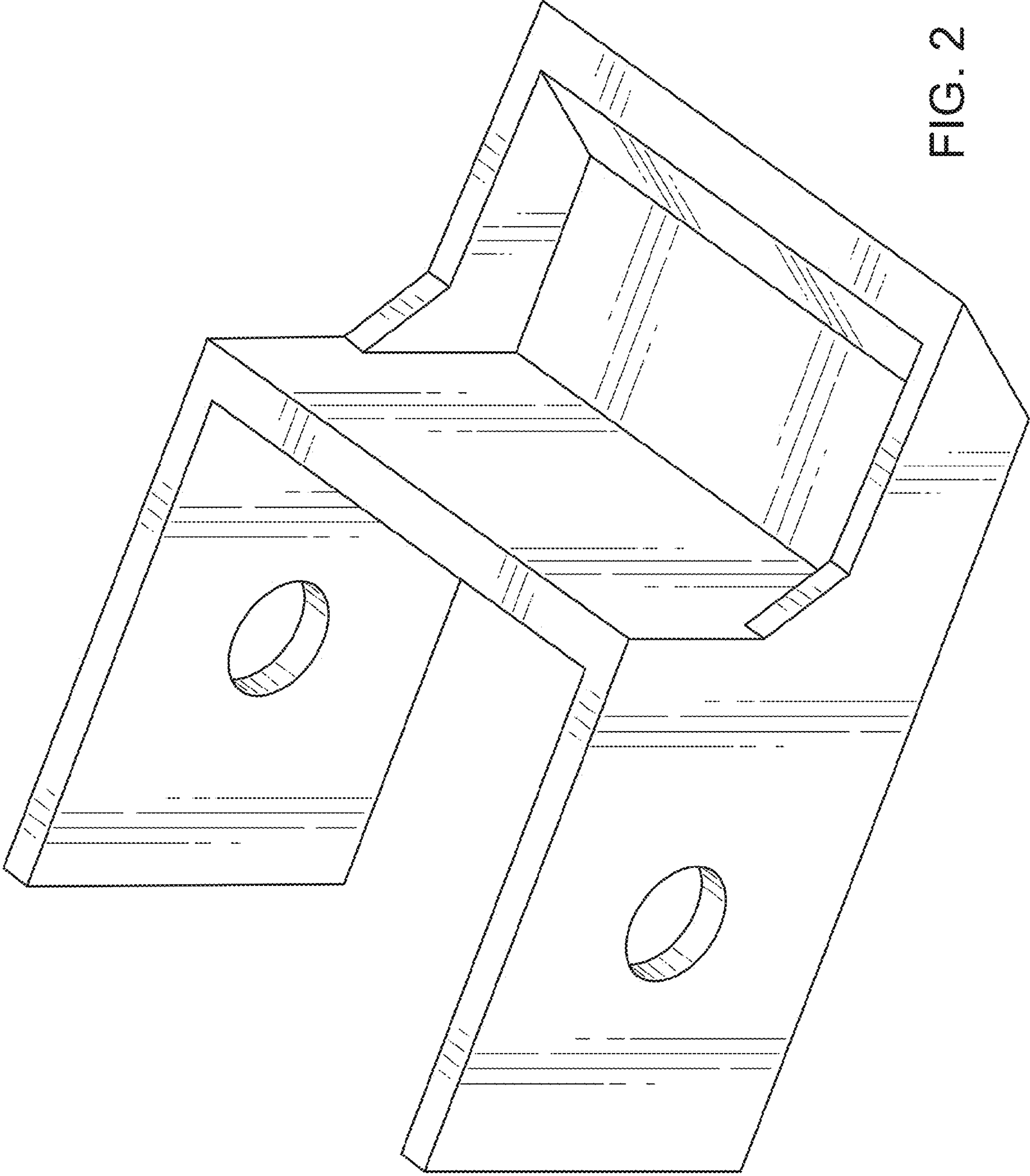


FIG. 2

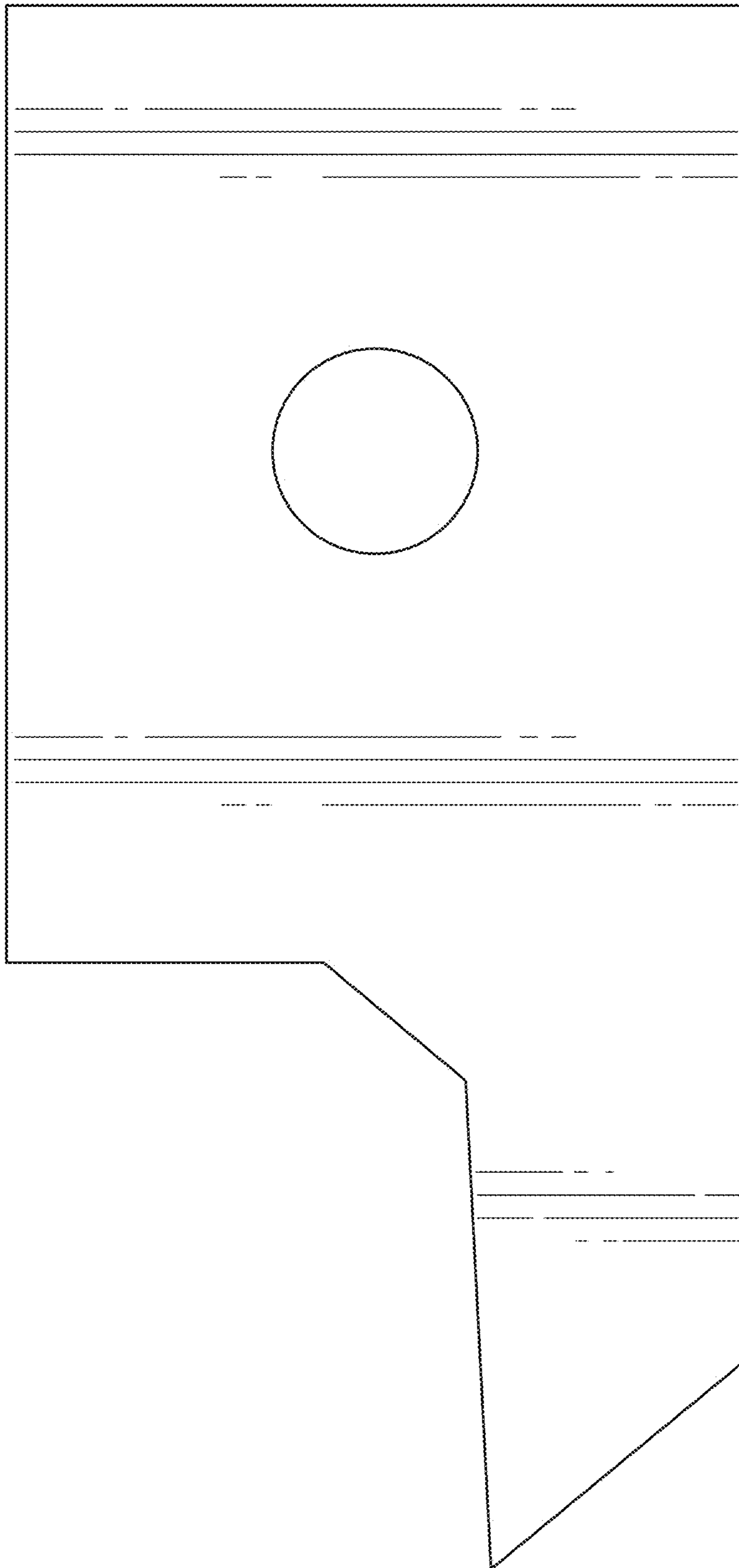


FIG. 3



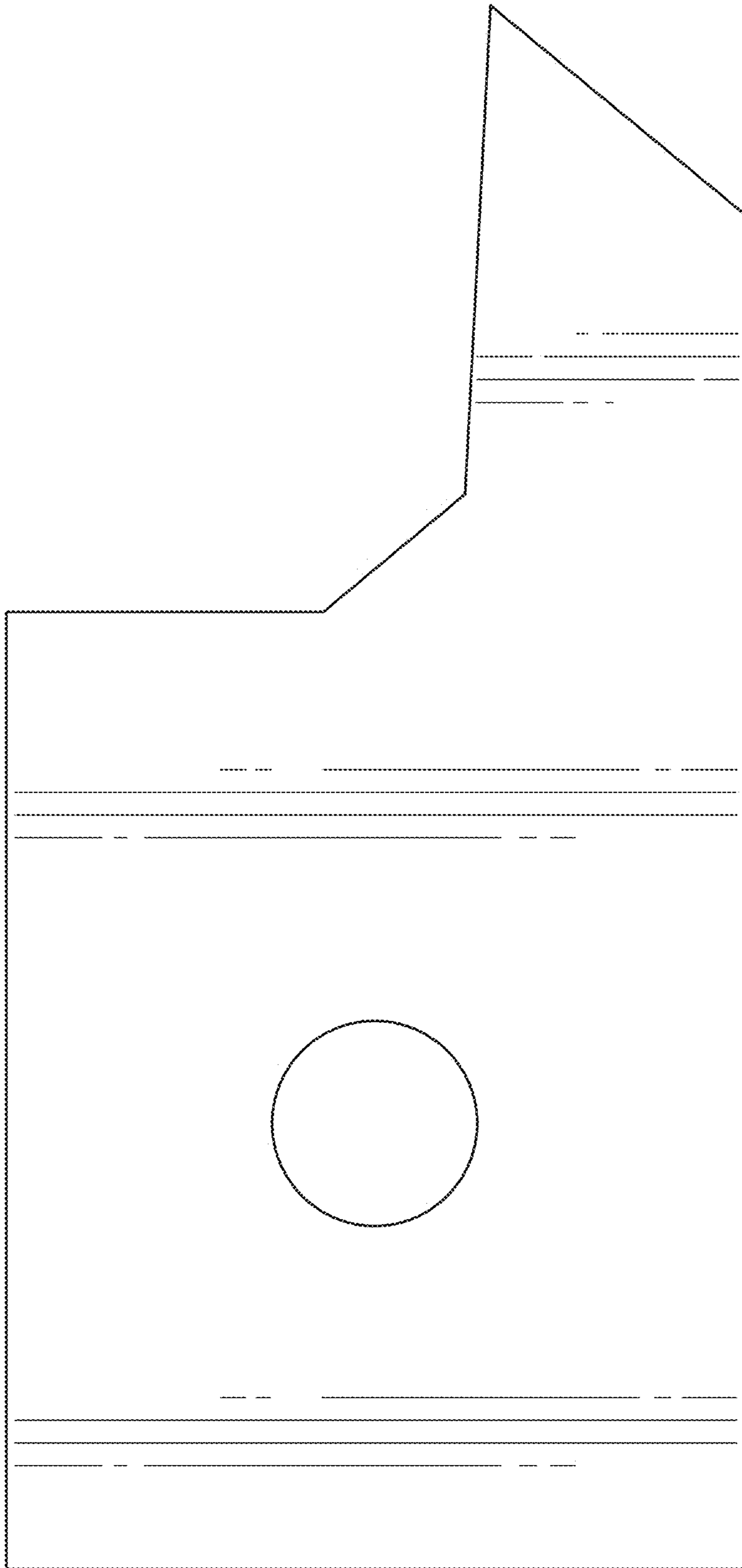


FIG. 4




FIG. 5




FIG. 6






FIG. 7




FIG. 8