



US00D911433S

(12) **United States Design Patent** (10) **Patent No.:** **US D911,433 S**
Yang (45) **Date of Patent:** **** Feb. 23, 2021**

(54) **CALCULATOR**

(71) Applicant: **Foshan City Nanhai Huisen Plexiglass Crafts Co., Ltd, China (CN)**

(72) Inventor: **Jiongmin Yang, Foshan (CN)**

(73) Assignee: **FOSHAN CITY NANHAI HUISEN PLEXIGLASS CRAFTS CO., LTD, Foshan (CN)**

(**) Term: **15 Years**

(21) Appl. No.: **29/679,173**

(22) Filed: **Feb. 2, 2019**

(30) **Foreign Application Priority Data**

Jan. 9, 2019 (CN) 201930011917.5

(51) **LOC (13) Cl.** **18-01**

(52) **U.S. Cl.**
USPC **D18/7**

(58) **Field of Classification Search**

USPC D18/6-11, 1, 2, 12, 4.1, 4.21; D14/341, D14/343, 345, 346, 399, 455, 456, 247; D19/128, 60; D21/512

CPC G06F 15/00; G06F 15/02; G06F 15/021; G06F 15/0225; G06F 15/0275; G06F 15/0233; G06F 15/025; G06F 3/02; G06F 3/0227; G06G 1/14; G06G 3/00; G06G 3/02; G06G 3/04; G06K 7/0065; G06C 7/02; B41J 3/44; B41J 7/02

See application file for complete search history.

(56) **References Cited**

U.S. PATENT DOCUMENTS

D238,376 S * 1/1976 Herr et al. D18/7
D238,951 S * 2/1976 Herr et al. D18/7
D243,535 S * 3/1977 Ikeda D18/7
D249,092 S * 8/1978 Ohie D18/7
D258,891 S * 4/1981 Kitai D18/7

D270,646 S * 9/1983 Sakata D18/7
D273,305 S * 4/1984 Kurozumi D18/7
D273,392 S * 4/1984 Sakata D18/7
D273,795 S * 5/1984 Yamagami D18/7
D274,439 S * 6/1984 Sakata D18/7
D281,171 S * 10/1985 Yamagami D18/7

(Continued)

OTHER PUBLICATIONS

Kate spade new york Acrylic Calculator Gold Dot—ksny-fall-18. (online) 3 pgs. Fall-2018 [retrieved Jun. 30, 2020] https://www.lifeguardpress.com/products/kate-spade-new-york-acrylic-calculator-gold-dot.*

(Continued)

Primary Examiner — Marie D. Fast Horse

(74) *Attorney, Agent, or Firm* — Bayramoglu Law Offices LLC

(57) **CLAIM**

The ornamental design for a calculator, as shown and described.

DESCRIPTION


FIG. 1 is a top-down perspective view of a calculator showing my new design; FIG. 2 is a front side elevation view thereof; FIG. 3 is a rear side elevation view thereof; FIG. 4 is a left side elevation view thereof; FIG. 5 is a right side elevation view thereof; FIG. 6 is a bottom plan view thereof; FIG. 7 is a top plan view thereof; and, FIG. 8 is a bottom-up perspective view thereof.

The horizontal shading lines on the front surface and the rear surface show a reflective material of the calculator.

The oblique shading lines on the buttons, the margin and the side surfaces show a transparent material of the calculator.

The oblique shading lines on the two screens do not show a transparent material of the calculator.

1 Claim, 8 Drawing Sheets



(56)

References Cited

U.S. PATENT DOCUMENTS

D285,933 S * 9/1986 Yoshioka D18/7
 D285,934 S * 9/1986 Yoshioka D18/7
 D289,418 S * 4/1987 Yoshioka D18/7
 D289,903 S * 5/1987 Kikuchi D18/7
 D290,373 S * 6/1987 Yubisui D18/7
 D292,222 S * 10/1987 Stern D18/7
 D294,152 S * 2/1988 Kuo D18/7
 D294,368 S * 2/1988 Endo D18/7
 D294,572 S * 3/1988 Ohzu D14/168
 D297,950 S * 10/1988 Yubisui D18/7
 D300,539 S * 4/1989 Wong D18/2
 D303,981 S * 10/1989 Takemata D18/7
 D307,032 S * 4/1990 Sawada D18/7
 D308,534 S * 6/1990 Sawada D18/7
 D308,693 S * 6/1990 Sakaguchi D18/7
 D309,623 S * 7/1990 Sawada D18/7
 D309,627 S * 7/1990 Chu D18/7
 D309,747 S * 8/1990 Sakaguchi D18/7
 D310,094 S * 8/1990 Noguchi D18/7
 D314,207 S * 1/1991 Suzuki D18/7
 D315,369 S * 3/1991 Tayco, Sr. D18/7
 D317,458 S * 6/1991 Sawada D18/7
 D319,252 S * 8/1991 Sawada D18/7
 D322,088 S * 12/1991 Sawada D18/7

D339,603 S * 9/1993 Chen D18/2
 D367,496 S * 2/1996 Little D18/7
 D370,472 S * 6/1996 Scianna D14/458
 D430,195 S * 8/2000 Thompson D18/7
 D432,560 S * 10/2000 Endrulat D18/7
 D433,058 S * 10/2000 Okumura D18/7
 D433,059 S * 10/2000 Okumura D18/7
 D464,989 S * 10/2002 Bodum D18/7
 D464,990 S * 10/2002 Bodum D18/7
 D507,293 S * 7/2005 Matsuda D18/7
 D514,152 S * 1/2006 Lee 273/457
 D529,535 S * 10/2006 Suzuki D18/7
 D532,440 S * 11/2006 Oas D18/7
 D533,213 S * 12/2006 Oas D18/7
 D564,016 S * 3/2008 Oas D18/7
 D582,969 S * 12/2008 Tonouchi D18/7

OTHER PUBLICATIONS

Clear Gold Acrylic Solar Power Calculator by Draymond. [online] 16 pgs. Available Nov. 12, 2018. [retrieved Aug. 18, 2020] Story https://www.amazon.com/DS-calculator-gold-DS-DRAYMOND-STORY-Calculadora/dp/B07KFMHQ33/ref=sr_1_5?dchild=1&keywords=DS%2BDRAYMOND%2BSTORY&qid=1597758761&sr=8-5&th=1.*

* cited by examiner




Fig. 1




Fig. 2




Fig. 3

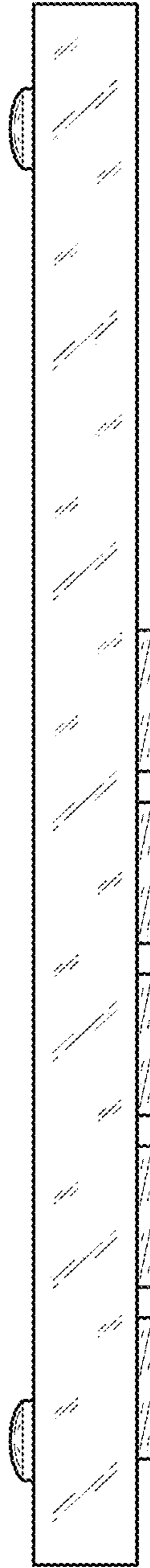


Fig. 4

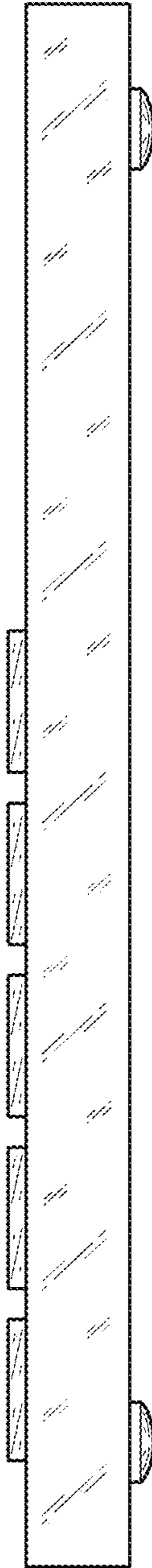


Fig. 5

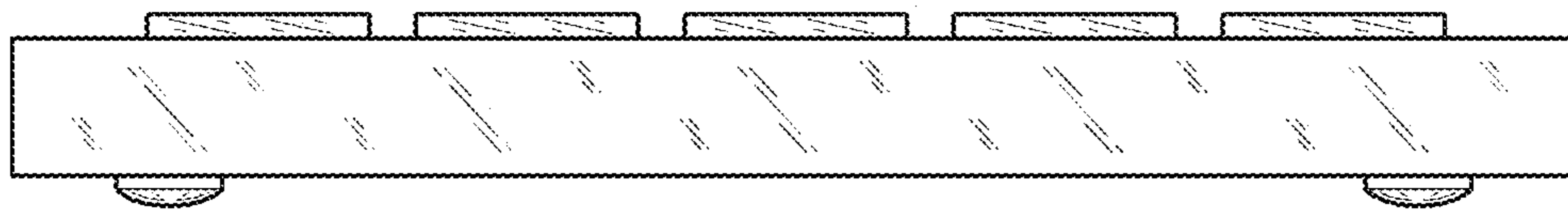


Fig. 6

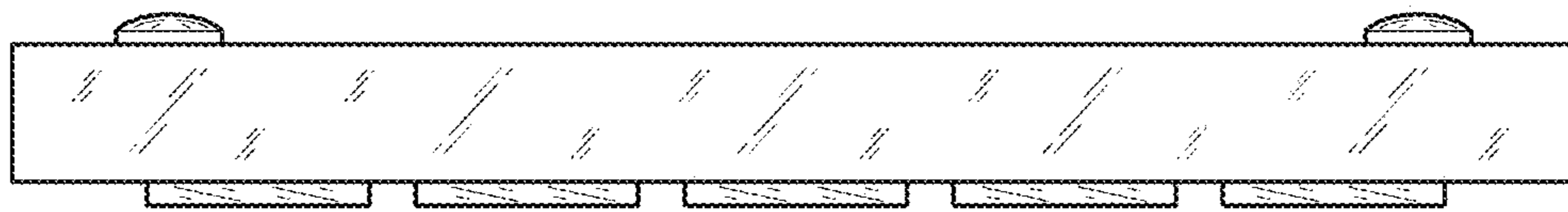


Fig. 7

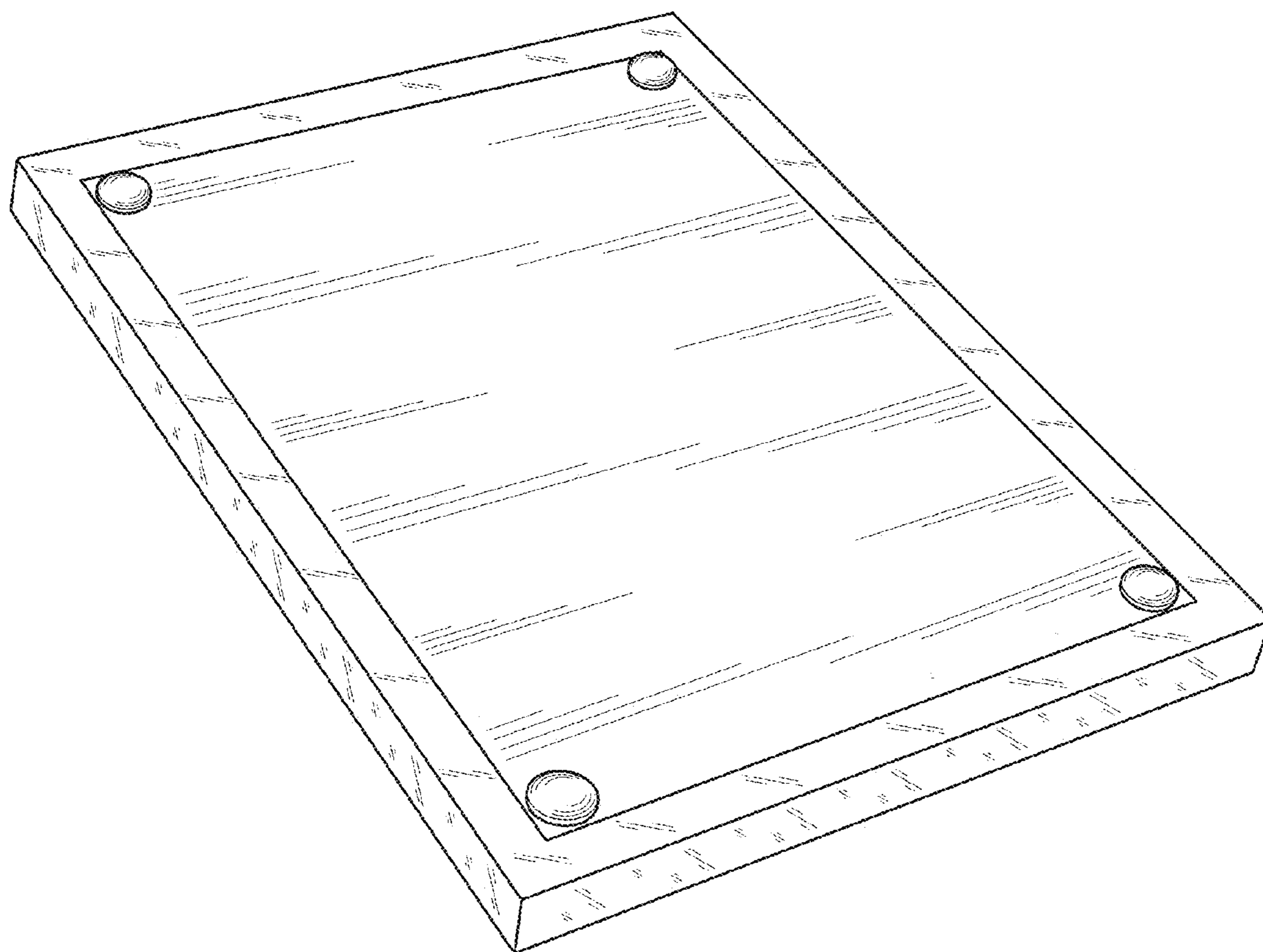


Fig. 8