



US00D911430S

(12) **United States Design Patent**
Jamin

(10) **Patent No.:** **US D911,430 S**

(45) **Date of Patent:** **** Feb. 23, 2021**

(54) **SPECTACLES**

(71) Applicant: **CHRISTIAN DIOR COUTURE**, Paris
(FR)

(72) Inventor: **Mathieu Jamin**, Saint Maur les Fausses
(FR)

(**) Term: **15 Years**

(21) Appl. No.: **35/507,092**

(22) Filed: **Jan. 18, 2019**

(80) **Hague Agreement Data**

Int. Filing Date: **Jan. 18, 2019**

Int. Reg. No.: **DM/201926**

Int. Reg. Date: **Jan. 18, 2019**

Int. Reg. Pub. Date: **Jul. 19, 2019**

(51) **LOC (13) Cl.** **16-01**

(52) **U.S. Cl.**
USPC **D16/326**

(58) **Field of Classification Search**
USPC D16/101, 300-342, 900
CPC . G02C 11/08; G02C 9/02; G02C 5/00; G02C
5/02; G02C 5/10; G02C 5/14; G02C 5/16
See application file for complete search history.

(56) **References Cited**

U.S. PATENT DOCUMENTS

- 4,601,555 A * 7/1986 Tabacchi G02C 1/08
351/90
- 5,465,122 A * 11/1995 Curto G02C 5/02
351/124

- D643,459 S * 8/2011 Gonzalez D16/315
- D664,589 S * 7/2012 Gonzalez D16/320
- D694,807 S * 12/2013 Holloway D16/320
- D704,252 S * 5/2014 Wilbern D16/325
- D705,340 S * 5/2014 Shin D16/320
- D720,388 S * 12/2014 Markovitz D16/320
- D746,357 S * 12/2015 Markovitz D16/320
- D746,359 S * 12/2015 Markovitz D16/320
- D783,702 S * 4/2017 Fenty D16/313
- D815,187 S * 4/2018 Markovitz D16/325
- D818,520 S * 5/2018 Matsumura D16/325
- D836,706 S * 12/2018 Jamin D16/326
- D841,081 S * 2/2019 Thixton D16/325
- D860,300 S * 9/2019 Reynolds D16/306
- D877,234 S * 3/2020 Miceli D16/316
- D893,585 S * 8/2020 Renon D16/320
- 2001/0007492 A1 * 7/2001 Nakanishi G02C 1/06
351/41

* cited by examiner

Primary Examiner — Melanie H Tung
Assistant Examiner — Bao-Yen T Nguyen


(57) **CLAIM**

The ornamental design for spectacles, as shown and described.


DESCRIPTION

FIG. 1.1 is a front view of spectacles showing my new design;
FIG. 1.2 is a rear view thereof;
FIG. 1.3 is a top view thereof;
FIG. 1.4 is a bottom view thereof;
FIG. 1.5 is a left side view thereof;
FIG. 1.6 is a right side view thereof; and
FIG. 1.7 is a left, front perspective view thereof.


1 Claim, 7 Drawing Sheets



1.1



1.2




1.3




1.4



1.5



1.6



1.7

