



US00D911405S

(12) **United States Design Patent** (10) **Patent No.:** **US D911,405 S**  
**Ekmekjian et al.** (45) **Date of Patent:** **\*\* Feb. 23, 2021**

(54) **MOBILE CARRIER** 5,127,486 A \* 7/1992 Yardley ..... B62D 1/28  
180/168  
(71) Applicant: **Piaggio Fast Forward, Inc.**, Boston, 5,343,974 A 9/1994 Rabek  
MA (US) 5,558,174 A 9/1996 Avitan et al.  
6,328,125 B1 12/2001 Van Den Brink et al.  
(72) Inventors: **Nazareth V. Ekmekjian**, Boston, MA 6,880,654 B2 4/2005 Plishner  
(US); **Gregory Stewart Lynn**, Venice 6,974,399 B2 12/2005 Lo  
(UA); **Rossitza Dimitrova Kotelova**, D517,633 S 3/2006 Chen  
Cambridge, MA (US); **Max King** 7,124,854 B2 10/2006 Huang  
**Reice**, Somerville, MA (US) (Continued)

**FOREIGN PATENT DOCUMENTS**

(73) Assignee: **PIAGGIO FAST FORWARD, INC.**, 2516619 2/2015  
Boston, MA (US) JP 3993883 10/2007  
WO 0115962 3/2001  
(\*\*) Term: **15 Years**

**OTHER PUBLICATIONS**

(21) Appl. No.: **29/667,486**  
(22) Filed: **Oct. 22, 2018**  
(51) **LOC (13) Cl.** ..... **15-99**  
(52) **U.S. Cl.**  
USPC ..... **D15/199**; D12/1  
(58) **Field of Classification Search**  
USPC ..... D15/199; D21/578-583, 621, 622;  
D32/21; D12/1; D34/34  
CPC ..... B25J 5/007; B60B 19/006; B62D 57/024;  
H01F 7/0221; Y10S 901/01  
See application file for complete search history.

Product 6, Photo F1—Iso.  
(Continued)

*Primary Examiner* — Patricia A Palasik  
(74) *Attorney, Agent, or Firm* — Onello & Mello, LLP

(57) **CLAIM**

The ornamental design for a mobile carrier, as shown and described.

**DESCRIPTION**

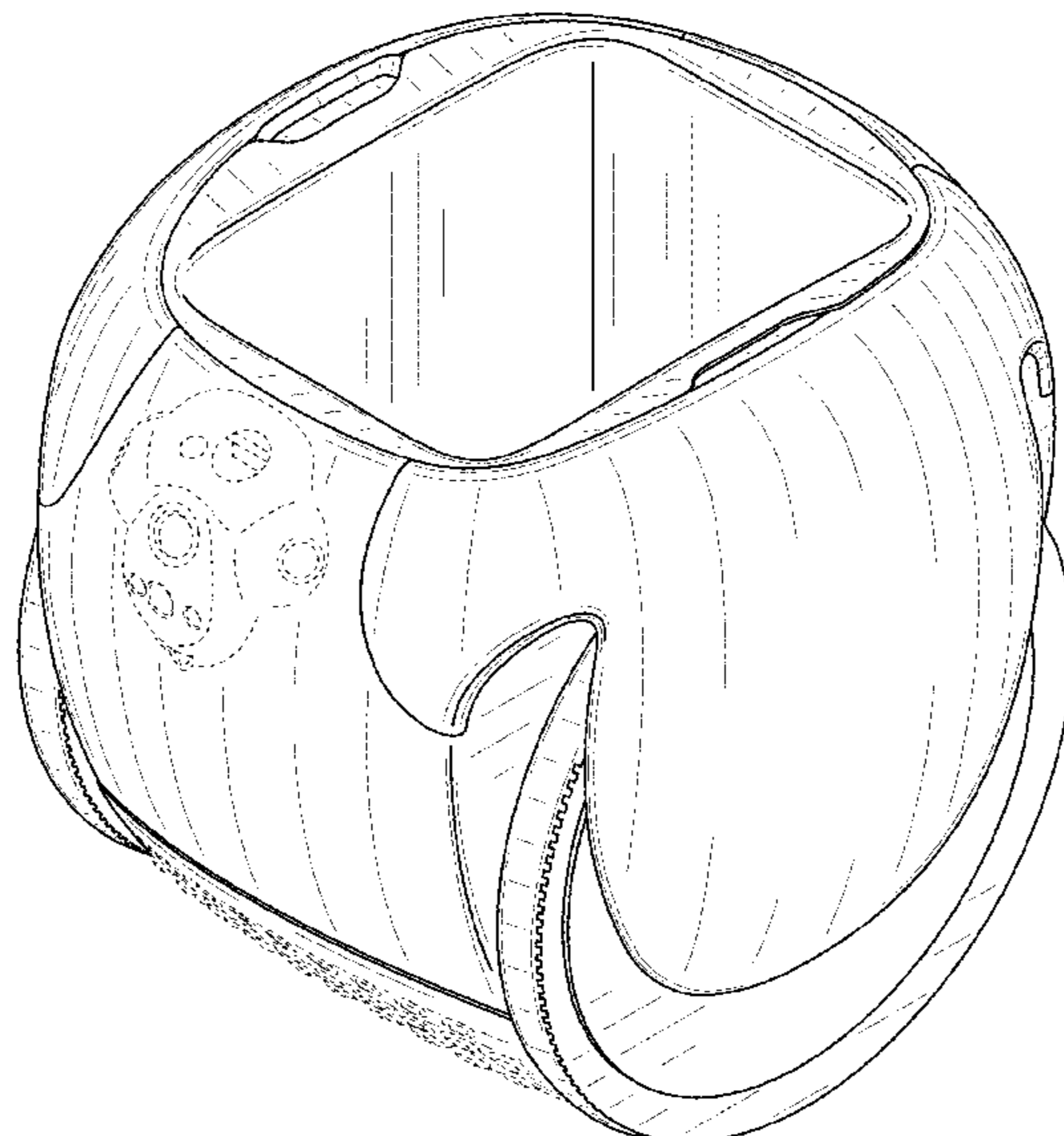
(56) **References Cited**

**U.S. PATENT DOCUMENTS**

1,819,924 A 8/1931 Seppola  
2,267,254 A 12/1941 Reilley  
3,123,173 A 3/1964 Jacobs  
3,776,353 A 12/1973 Roth  
3,858,673 A 1/1975 Browning  
3,921,740 A 11/1975 Forster  
4,137,984 A \* 2/1979 Jennings ..... B62D 1/28  
180/168  
4,179,006 A 12/1979 Lenack et al.  
4,714,140 A 12/1987 Hatton et al.  
D295,105 S \* 4/1988 Dawson ..... D34/18

FIG. 1 is an isometric view of a first embodiment of a mobile carrier, in accordance with the present invention; FIG. 2 is a front view of the mobile carrier of FIG. 1; FIG. 3 is a rear view of the mobile carrier of FIG. 1; FIG. 4 is a right side view of the mobile carrier of FIG. 1; FIG. 5 is a left side view of the mobile carrier of FIG. 1; FIG. 6 is a top view of the mobile carrier of FIG. 1; and, FIG. 7 is a bottom view of the mobile carrier of FIG. 1. In the drawings, the broken lines depict portions of the mobile carrier which form no part of the claimed design.

**1 Claim, 4 Drawing Sheets**



(56)

## References Cited

## U.S. PATENT DOCUMENTS

7,188,694	B1	3/2007	Blair	
D619,929	S	7/2010	Tyler et al.	
7,938,210	B2	5/2011	Kunzler et al.	
7,997,361	B1	8/2011	Bell et al.	
8,002,060	B2	8/2011	Komatsu	
8,096,378	B2	1/2012	Xie	
8,186,467	B2	5/2012	Yoshino et al.	
8,219,308	B2	7/2012	Leeser	
8,490,723	B2	7/2013	Heinzmann et al.	
8,807,254	B2	8/2014	Manus	
8,932,170	B2	1/2015	Ishizuka	
D722,631	S *	2/2015	Stone	D15/199
8,985,264	B2	3/2015	Shirley	
9,364,766	B2	6/2016	Mielniczek	
D784,852	S	4/2017	Gong et al.	
9,630,447	B2	4/2017	Yoshino et al.	
9,764,592	B1	9/2017	Hays et al.	
9,789,017	B2	10/2017	Hays et al.	
D805,464	S	12/2017	Ma	
D810,799	S *	2/2018	Sokuza	D15/199
D818,397	S *	5/2018	Makela	B65G 1/0492
				D12/86
D821,265	S *	6/2018	Makela	D12/86
D839,331	S *	1/2019	Nilsson	D15/199
10,173,738	B2	1/2019	Schnapp et al.	
D840,277	S	2/2019	Li et al.	
D855,094	S *	7/2019	Li	D15/199
10,399,616	B2 *	9/2019	Ellerman	A63H 33/26
D863,387	S *	10/2019	Wang	A63H 33/26
				D15/199
D865,021	S *	10/2019	Hu	A63H 33/26
				D15/199
D871,477	S *	12/2019	Kolb	D15/199
D879,852	S *	3/2020	Chen	D15/199
D883,354	S *	5/2020	Jafarzadeh	D15/199
D884,043	S *	5/2020	Song	D15/199
2004/0124023	A1	7/2004	Plishner	
2005/0056479	A1	3/2005	Huang	
2005/0176542	A1	8/2005	Lo	
2008/0245593	A1	10/2008	Kim	
2009/0166112	A1	7/2009	Yoshino et al.	
2010/0252338	A1	10/2010	Xie	
2011/0191013	A1	8/2011	Leeser	
2011/0209929	A1	9/2011	Heinzmann et al.	
2011/0303035	A1	12/2011	Niebergall et al.	
2013/0069420	A1	3/2013	Manus	
2014/0011625	A1	1/2014	Thompson	
2014/0116799	A1	5/2014	Pettigrew et al.	
2014/0230602	A1	8/2014	Shirley	
2014/0277841	A1	9/2014	Klicpera et al.	
2015/0093956	A1	4/2015	Mielniczek	
2015/0224640	A1 *	8/2015	Vu	B25J 19/023
				700/259
2016/0068056	A1	3/2016	Burtov et al.	
2016/0303900	A1	10/2016	Yoshino et al.	
2016/0325585	A1	11/2016	Hays et al.	
2018/0043838	A1 *	2/2018	Ellerman	A63H 33/26
2018/0099720	A1	4/2018	Chen	
2018/0099810	A1 *	4/2018	Wu	B65G 1/0492
2018/0105033	A1	4/2018	Schnapp et al.	
2018/0105215	A1	4/2018	Schnapp et al.	
2018/0154971	A1	6/2018	Zuo	
2018/0257512	A1	9/2018	Chen	
2019/0270472	A1 *	9/2019	Akamatsu	B62B 5/0093

## OTHER PUBLICATIONS

Product 6, Photo F2—Side View.

Rahman, M.T. Abdul, et al. "Centre of Gravity (C.O.G.)-Based Analysis on the Dynamics of the Extendable Double-Link Two-Wheeled Mobile Robot" in IOP Conference Series: Materials Science and Engineering, vol. 53, No. 1, paper 012079, 2013.

Ruan, X., et al. "Research on stable control for two-wheeled self-balancing robot in complex environment", Beijing Gongye

Daxue Xuebao (Journal of Beijing University of Technology), vol. 37, No. 9, pp. 1310-1316, Sep. 2011. (Translation of Abstract Only).

Sales, Jorge, et al. "CompaRob: The Shopping Cart Assistant Robot", International Journal of Distributed Sensor Networks, vol. 2016, Article ID 4781280, 15 pages, 2016.

Sony Rolly, Product 3, Photo C1: Colors.

Sony Rolly, Product 3, Photo C10: Iso Top View 3.

Sony Rolly, Product 3, Photo C2: Front View 1.

Sony Rolly, Product 3, Photo C3: Front View 2.

Sony Rolly, Product 3, Photo C4: Iso Back View.

Sony Rolly, Product 3, Photo C5: Iso Front View.

Sony Rolly, Product 3, Photo C6: Iso Right View.

Sony Rolly, Product 3, Photo C7: Iso Side View.

Sony Rolly, Product 3, Photo C8: Iso Top View 1.

Sony Rolly, Product 3, Photo C9: Iso Top View 2.

Tumbleweed, Product 6, Photo F3.

Tumbleweed, Product 6, Photo F4: Side View.

Twinswheel, Product 2, Photo B1: Back View.

Twinswheel, Product 2, Photo B2: Front View.

Twinswheel, Product 2, Photo B3: Iso Left View.

Twinswheel, Product 2, Photo B4: Iso Right View.

Twinswheel, Product 2, Photo B5: Side View 1.

Twinswheel, Product 2, Photo B6: Side View 2.

Van Der Wijk, Volkert, et al. "Force Balancing of Variable Payload by Active Force-Balanced Reconfiguration of the Mechanism" In ASME/IFToMM International Conference on Reconfigurable Mechanisms and Robots, pp. 323-330, IEEE, Jun. 2009.

Wang, Kun, et al. "Enhanced active dynamic balancing of the planar robots using a three-rotating-bar balancer" Advances in Mechanical Engineering, vol. 8, No. 4, 1687814016643885, Apr. 2016.

Wu, K., et al. "Dynamic control of two-wheeled mobile robot", Journal of Astronautics, vol. 2, p. 024, 2006. (Translation of Abstract Only).

YouTube video uploaded on Feb. 26, 2015, titled "Still Human 2015 Presentation du Cyborg Vegetal" downloaded from: <https://www.youtube.com/watch?v=Ev02Ym2ZVRE> on Feb. 7, 2017.

YouTube video uploaded on Nov. 21, 2016, titled "TwinswHeel M6 1945 2016 11 18" downloaded from: <https://www.youtube.com/watch?v=e3laoGU56nY&feature=youtu.be> on Jan. 19, 2017.

YouTube video uploaded on Sep. 15, 2016, titled "TwinswHeel Lyon 2016 09 13 EN" downloaded from: <https://www.youtube.com/watch?v=ysYtN3Wm5Dw&feature=youtu.be> on Jan. 19, 2017.

Zhao, Yudong et al. "Balancing control of Mobile Manipulator with Sliding Mode Controller" 15th International Conference on Control, Automation and Systems (ICCAS), pp. 802-805, IEEE, Oct. 2015.

Beroud, Annick. "L'intralogistique au service de la performance" a la matinale de l'Aslog (with English machine translation) L'antenne, Sep. 27, 2016. Retrieved from URL: [http://www.lantenne.com/L-intralogistique-au-Xservice-de-la-performance-a-la-matinale-de-I-Aslog\\_a33383.html](http://www.lantenne.com/L-intralogistique-au-Xservice-de-la-performance-a-la-matinale-de-I-Aslog_a33383.html).

Cyborg Vegetal, Product 1, Photo A1: Front View.

Cyborg Vegetal, Product 1, Photo A10: Side View 5.

Cyborg Vegetal, Product 1, Photo A11: Top View.

Cyborg Vegetal, Product 1, Photo A2: Iso Left View.

Cyborg Vegetal, Product 1, Photo A3: Iso Right View 1.

Cyborg Vegetal, Product 1, Photo A4: Iso Right View 2.

Cyborg Vegetal, Product 1, Photo A5: Iso Right View 3.

Cyborg Vegetal, Product 1, Photo A6: Side View 1.

Cyborg Vegetal, Product 1, Photo A7: Side View 2.

Cyborg Vegetal, Product 1, Photo A8: Side View 3.

Cyborg Vegetal, Product 1, Photo A9: Side View 4.

Goher, K.M., et al. "Dynamic modeling and control of a two wheeled robotic vehicle with a virtual payload." ARPN Journal of Engineering and Applied Sciences, vol. 6, No. 3, pp. 7-41, Mar. 2011.

Hay, Benjamin. "TwinswHeel, le livreur de colis de demain?" (with English machine translation) Tumblr French IoT, Oct. 6, 2016. Retrieved from URL: <http://french-iot.tumblr.com/post/151417346436/lwinswheel-le-livreur-de-colis-de-demain-la>.

Hu, Jian et al. "Analysis of two-wheeled self-balancing mobile robots based on ADRC." Journal of Mechanical & Electrical Engineering, vol. 31, No. 2, pp. 159-164, 2014. {Translation of Abstract Only}.

(56)

**References Cited**

## OTHER PUBLICATIONS

Ji, Pengfei, et al. "Design of Self-balancing Two-wheeled Vehicle Control System Based on STM32", *Electronic Science and Technology*, vol. 11, p. 29, 2014. (Translation of Abstract Only).

Kugelpanzer, Product 4, Photo D1: Back View.

Kugelpanzer, Product 4, Photo D2: Front View.

Kugelpanzer, Product 4, Photo D3: Iso Left View.

Kugelpanzer, Product 4, Photo D4: Iso Right View 1.

Kugelpanzer, Product 4, Photo D5: Iso Right View 2.

Kugelpanzer, Product 4, Photo D6: Side View 1.

Kugelpanzer, Product 4, Photo D7: Side View 2.

Kugelpanzer, Product 4, Photo D8: Side View 3.

Larimi, S. Reza, et al. "A New Stabilization Algorithm for a Two-Wheeled Mobile Robot Aided by Reaction Wheel", *Journal of Dynamic Systems, Measurement, and Control*, vol. 137, No. 1, paper 011009, Jan. 2015.

Libeskind, Jerome. Blog Jerome Libeskind, "A quoi ressemblera le dernier kilometre dans 10 ans?" ("What will the last mile look like in 10 years?") *TwinswHeel*, Sep. 26, 2016. Retrieved from URL: <http://www.logicites.fr/2016/09/26/a-quoi-ressemblera-dernier-kilometre-10-ans/> (with English machine translation).

Product 1, Photo A1: Back View.

Product 1, Photo A2: Front View.

Product 1, Photo A3: Front View 2.

Product 1, Photo A4: Side View.

Product 2, Photo B1: Front View.

Product 2, Photo B2: Iso.

Product 2, Photo B3: Iso 2.

Product 2, Photo B4—Side View.

Product 3, Photo C1—Back View.

Product 3, Photo C2—Front View.

Product 3, Photo C3—Side View.

Product 3, Photo C4—Top View.

Product 4, Photo D1—Back View.

Product 4, Photo D2—Detail view.

Product 4, Photo D3—Front View.

Product 4, Photo D4—Side View.

Product 5, Photo E1—Back View.

Product 5, Photo E2—Bottom view.

Product 5, Photo E3—Front View.

Product 5, Photo E4—Iso Left.

Product 5, Photo E6—Left.

Product 5, Photo E7—Right.

Product 5, Photo E8—Top.

Product 5, Photo ES—Iso Right.

\* cited by examiner

FIG. 1

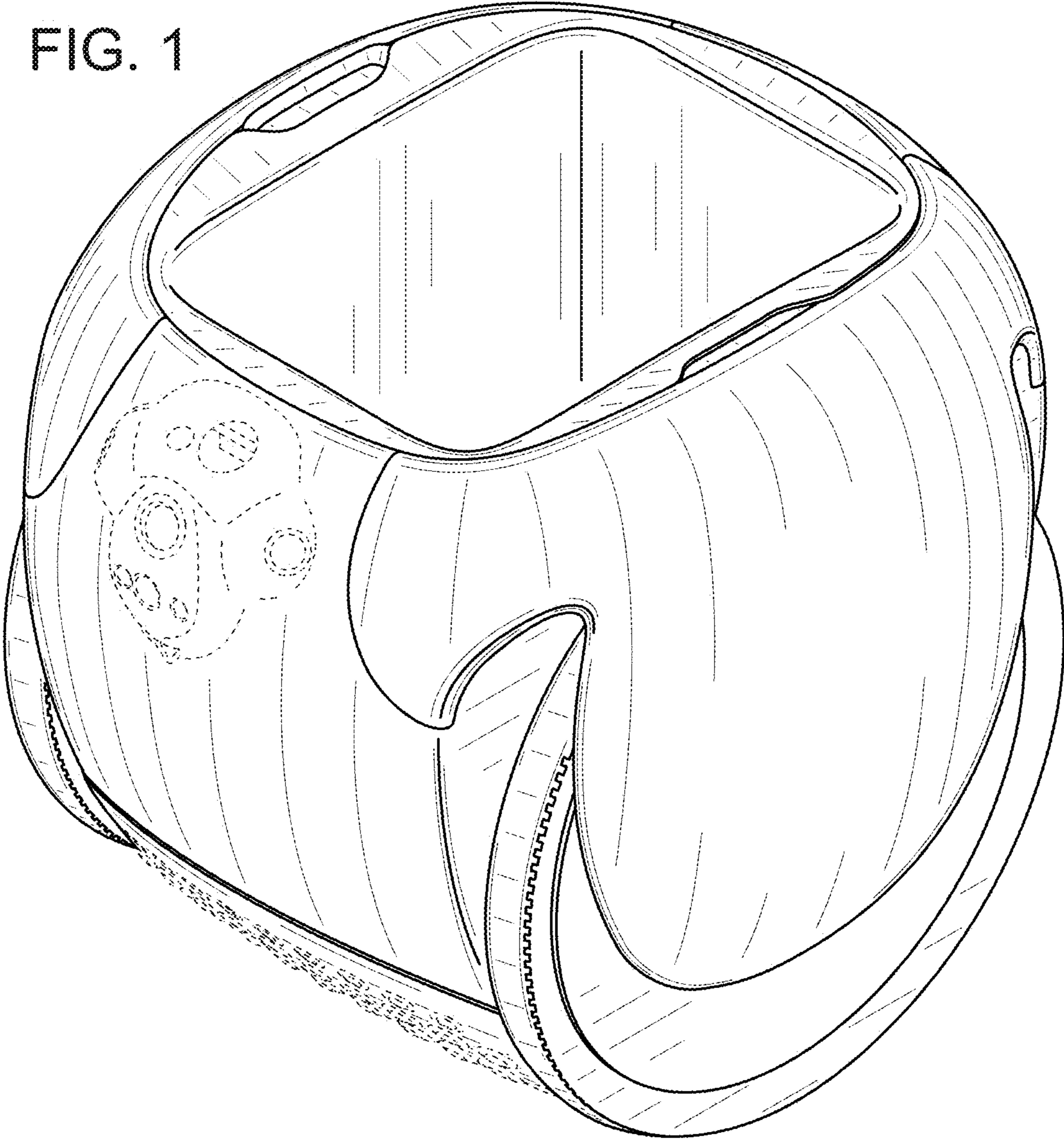


FIG. 2

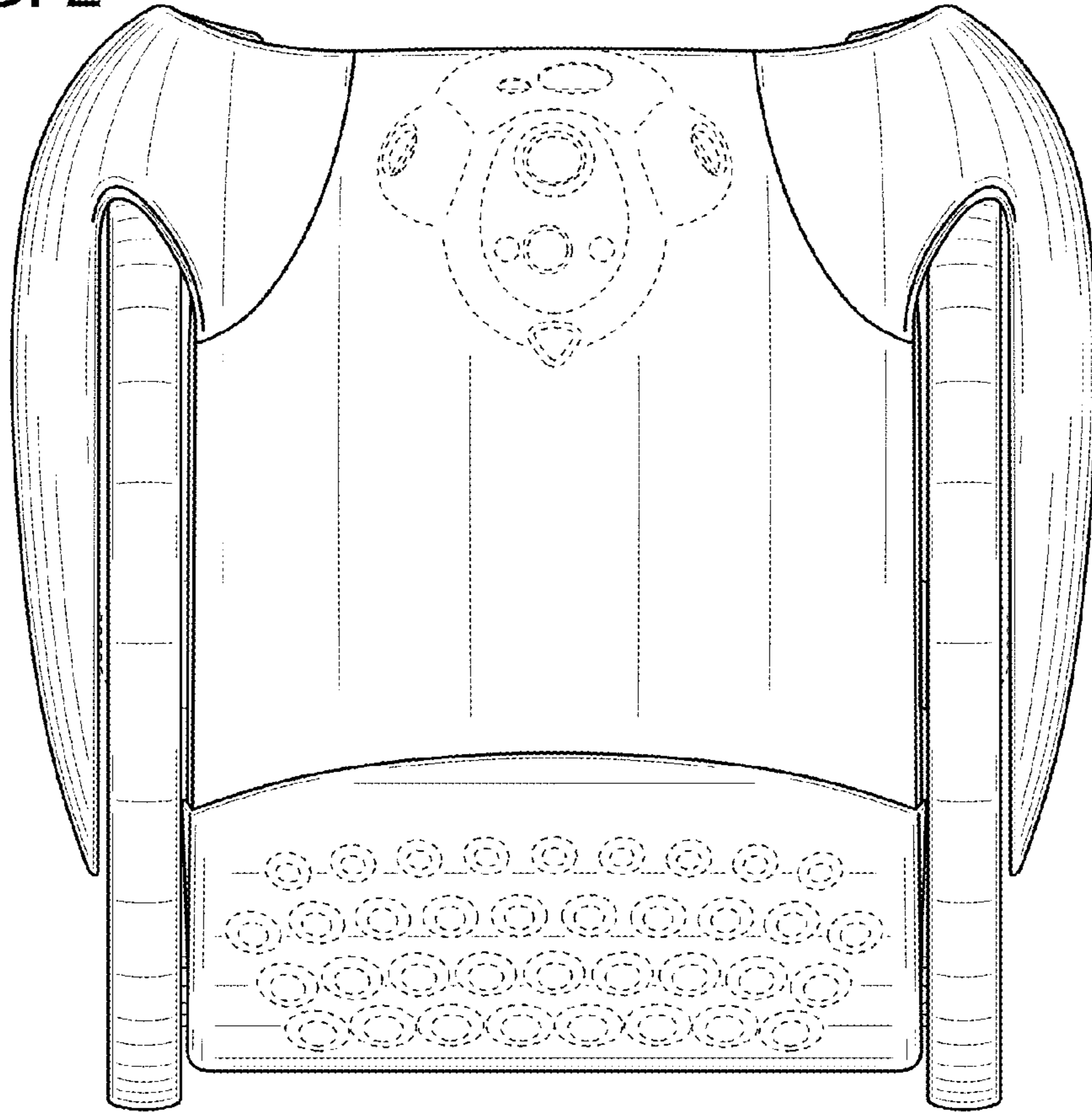


FIG. 3

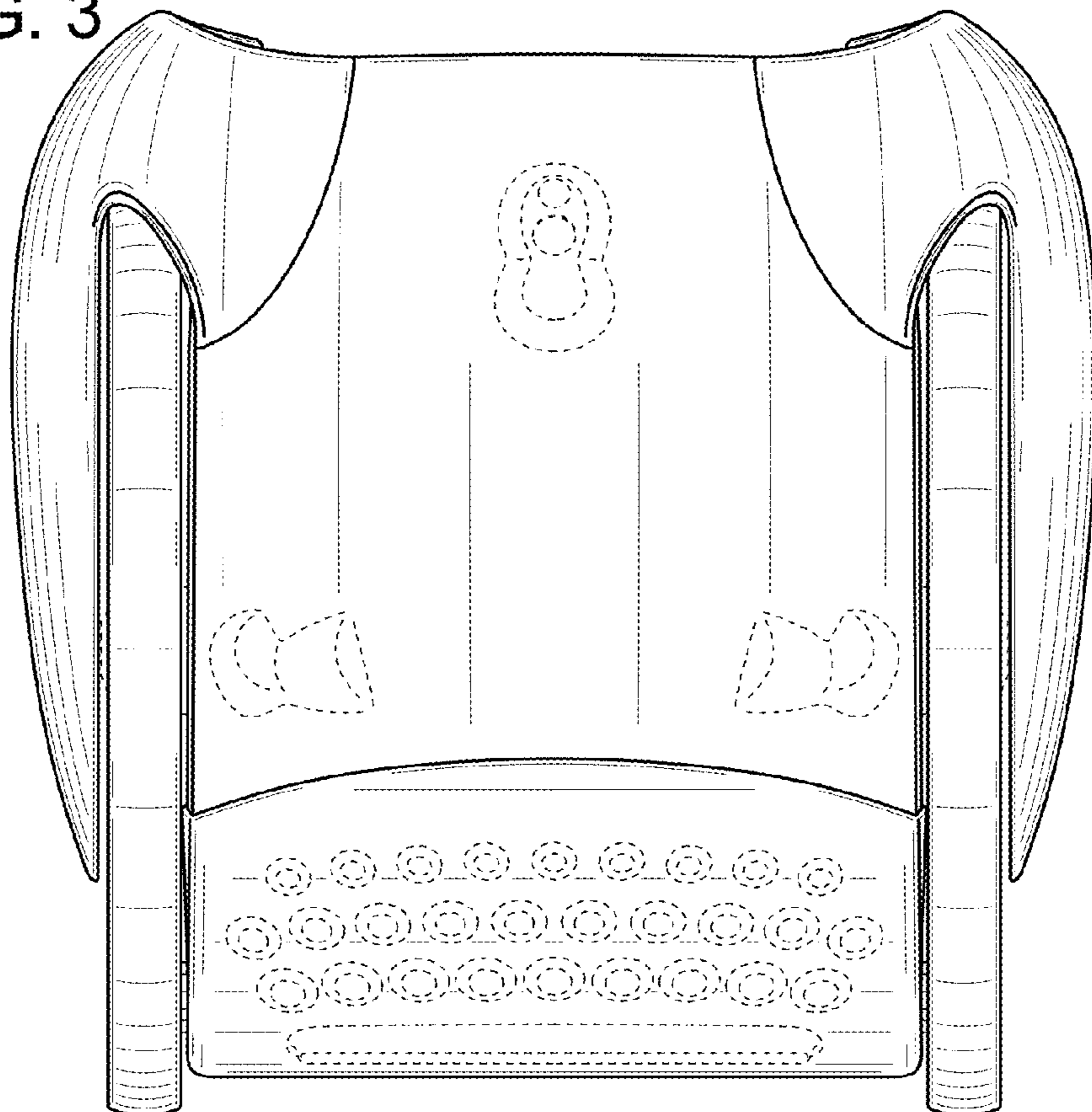


FIG. 4

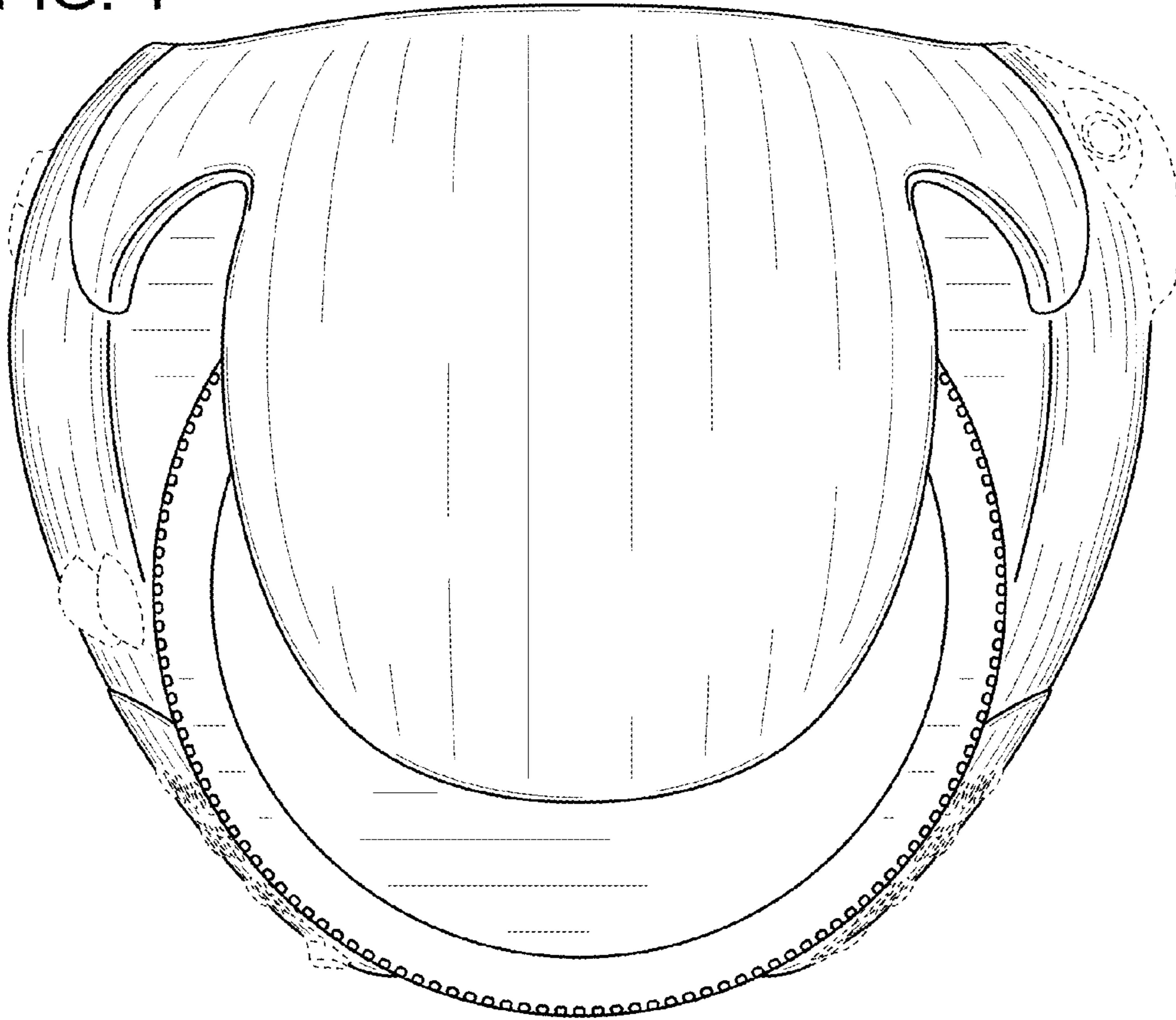


FIG. 5

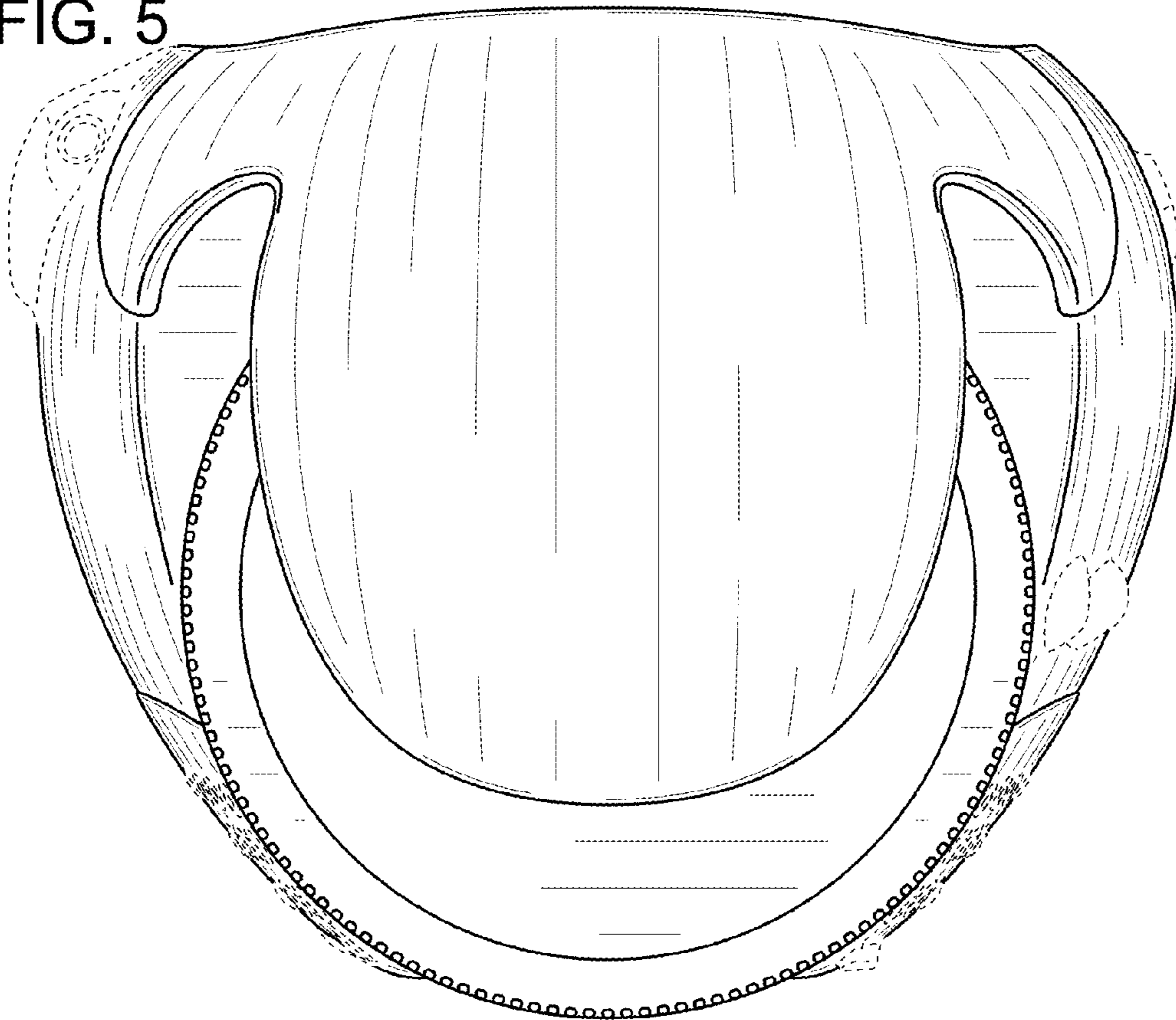


FIG. 7

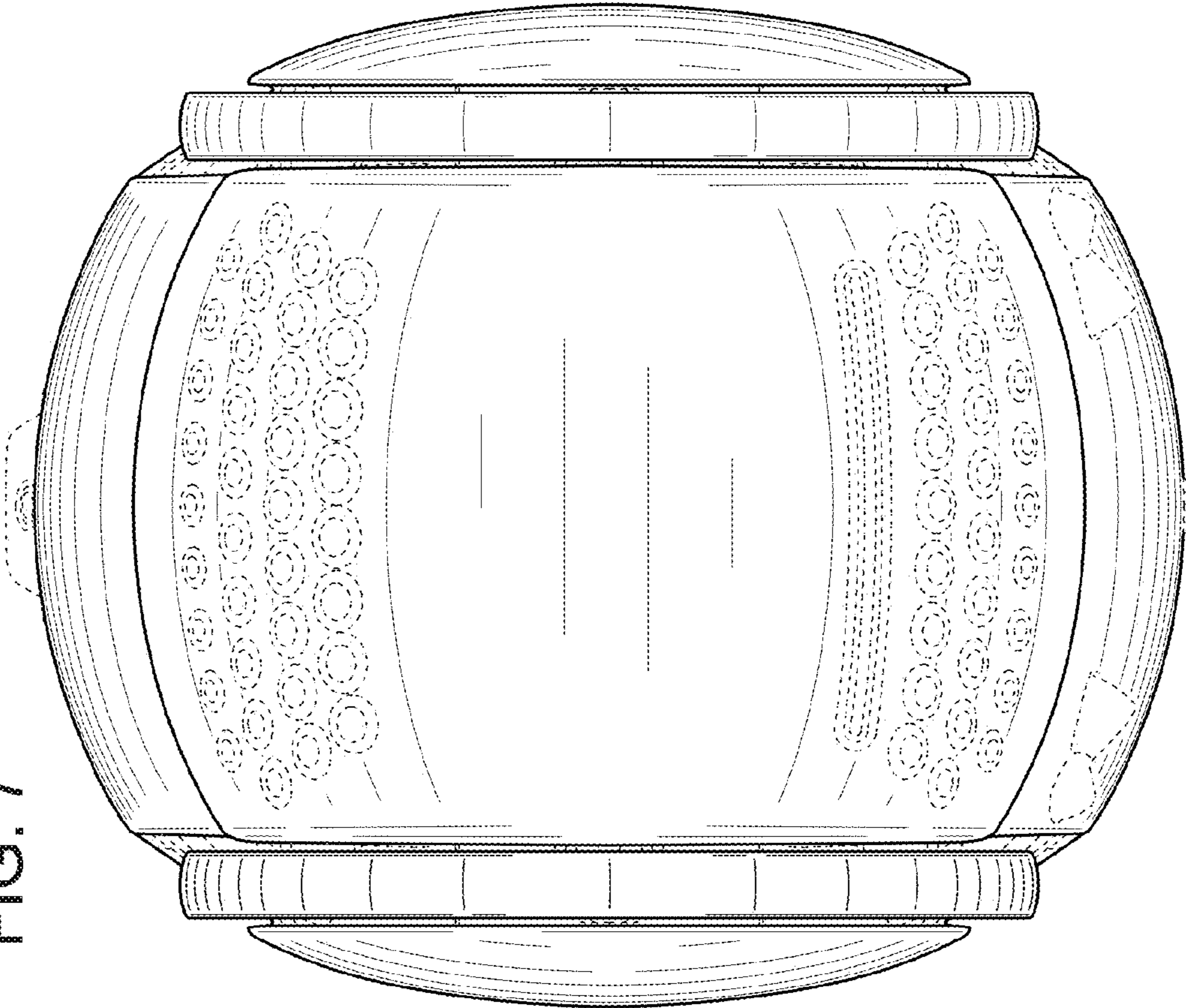


FIG. 6

