



US00D911397S

(12) **United States Design Patent**
Faust et al.

(10) **Patent No.:** **US D911,397 S**
(45) **Date of Patent:** **** Feb. 23, 2021**

- (54) **TINE DEVICE**
- (71) Applicant: **Deere & Company**, Moline, IL (US)
- (72) Inventors: **Jeremy J. Faust**, Ottumwa, IA (US);
Charles S. Sloan, Blakesburg, IA (US)
- (73) Assignee: **DEERE & COMPANY**, Moline, IL (US)
- (**) Term: **15 Years**
- (21) Appl. No.: **29/644,410**
- (22) Filed: **Apr. 17, 2018**

Related U.S. Application Data

- (63) Continuation-in-part of application No. 15/907,441, filed on Feb. 28, 2018.
- (51) **LOC (13) Cl.** **15-03**
- (52) **U.S. Cl.**
USPC **D15/28**; D15/29
- (58) **Field of Classification Search**
USPC D15/28, 29
CPC B02C 13/28; B02C 13/2804; B02C 2013/2812; A01D 57/28; A01D 34/535; A01D 34/435; A01D 34/44; A01D 34/52; A01D 82/00; A01D 80/00; A01D 80/02; A01F 12/40
See application file for complete search history.

(56) **References Cited**

U.S. PATENT DOCUMENTS

- 2,841,946 A * 7/1958 Sutherland A01D 34/435 56/289
- 3,335,555 A * 8/1967 Woodring A01D 34/535 56/294
- 3,505,800 A * 4/1970 McCanse A01D 34/535 56/294
- 3,657,869 A * 4/1972 Ayranto A01D 34/535 56/294

- 3,678,668 A * 7/1972 Mott A01D 34/535 56/294
 - 3,693,335 A * 9/1972 Mathews A01D 34/535 56/294
 - D242,737 S * 12/1976 van der Lely D15/29
 - D243,708 S * 3/1977 van der Lely D15/29
- (Continued)

FOREIGN PATENT DOCUMENTS

- DE 1209790 B 1/1966
 - EP 1723843 A1 11/2006
- (Continued)

OTHER PUBLICATIONS

European Search Report issued in counterpart application No. 19159987.7 dated Aug. 21, 2019. (8 pages).

Primary Examiner — Mark A Goodwin

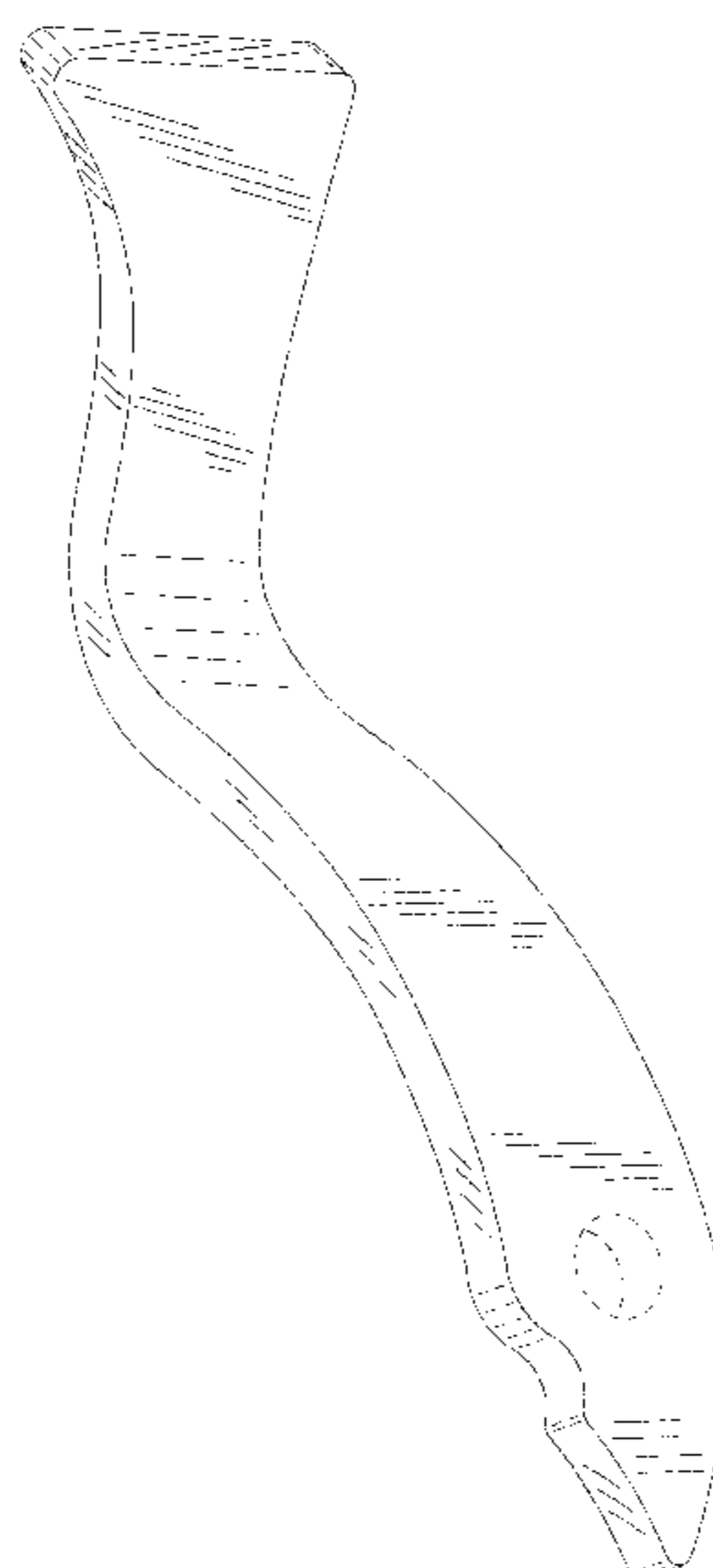
(57) **CLAIM**

The ornamental design for a tine device, substantially as shown and described.

DESCRIPTION

FIG. 1 is a perspective view of a tine device showing our new design;
 FIG. 2 is a left view of the tine device of FIG. 1;
 FIG. 3 is a right view of the tine device of FIG. 1;
 FIG. 4 is a front view of the tine device of FIG. 1;
 FIG. 5 is a rear view of the tine device of FIG. 1;
 FIG. 6 is a top view of the tine device of FIG. 1; and,
 FIG. 7 is a bottom view of the tine device of FIG. 1.
 The claimed design is shown in solid lines in the drawings. The portions of the drawings shown in broken lines form no part of the claimed design. The portions of the drawings shown in broken lines having unequal segments illustrate the boundary of the claimed design and form no part of the claimed design.

1 Claim, 7 Drawing Sheets



(56)

References Cited

U.S. PATENT DOCUMENTS

4,021,995 A * 5/1977 Hill A01D 34/52
 56/1
 D245,910 S * 9/1977 Van Der Lely D15/29
 D246,716 S * 12/1977 Van Der Lely D15/29
 4,077,192 A * 3/1978 Klinner A01D 43/10
 56/16.4 R
 D250,714 S * 1/1979 Van Der Lely D15/29
 D262,028 S * 11/1981 Johnson D15/29
 D263,233 S * 3/1982 van der Lely D15/29
 D268,344 S * 3/1983 Ronck D15/29
 5,007,801 A 4/1991 Hopfensperger et al.
 D442,757 S * 5/2001 Loflin, Sr. D15/32
 6,478,674 B2 * 11/2002 Redekop A01F 12/40
 460/112
 6,511,374 B2 * 1/2003 VanEe A01F 12/40
 460/112
 6,640,605 B2 11/2003 Gitlin et al.

6,692,351 B2 * 2/2004 Johnson A01F 12/40
 460/112
 D494,194 S * 8/2004 Fitzkee D15/28
 D503,938 S * 4/2005 Vasilescu D15/29
 D505,431 S * 5/2005 Sund D15/29
 D638,862 S * 5/2011 Kobayashi D15/29
 8,166,740 B2 5/2012 Eubanks et al.
 D740,332 S * 10/2015 Denson D15/29
 D753,193 S * 4/2016 Jasper D15/29
 10,314,230 B2 * 6/2019 Montenguise A01F 12/40
 2006/0213172 A1 9/2006 Beaufort et al.
 2018/0146621 A1 * 5/2018 Montenguise A01F 7/70
 2019/0261567 A1 * 8/2019 Faust A01D 34/535

FOREIGN PATENT DOCUMENTS

FR 2776953 A1 10/1999
 GB 816422 A 7/1959
 NL 6601022 A 7/1967

* cited by examiner

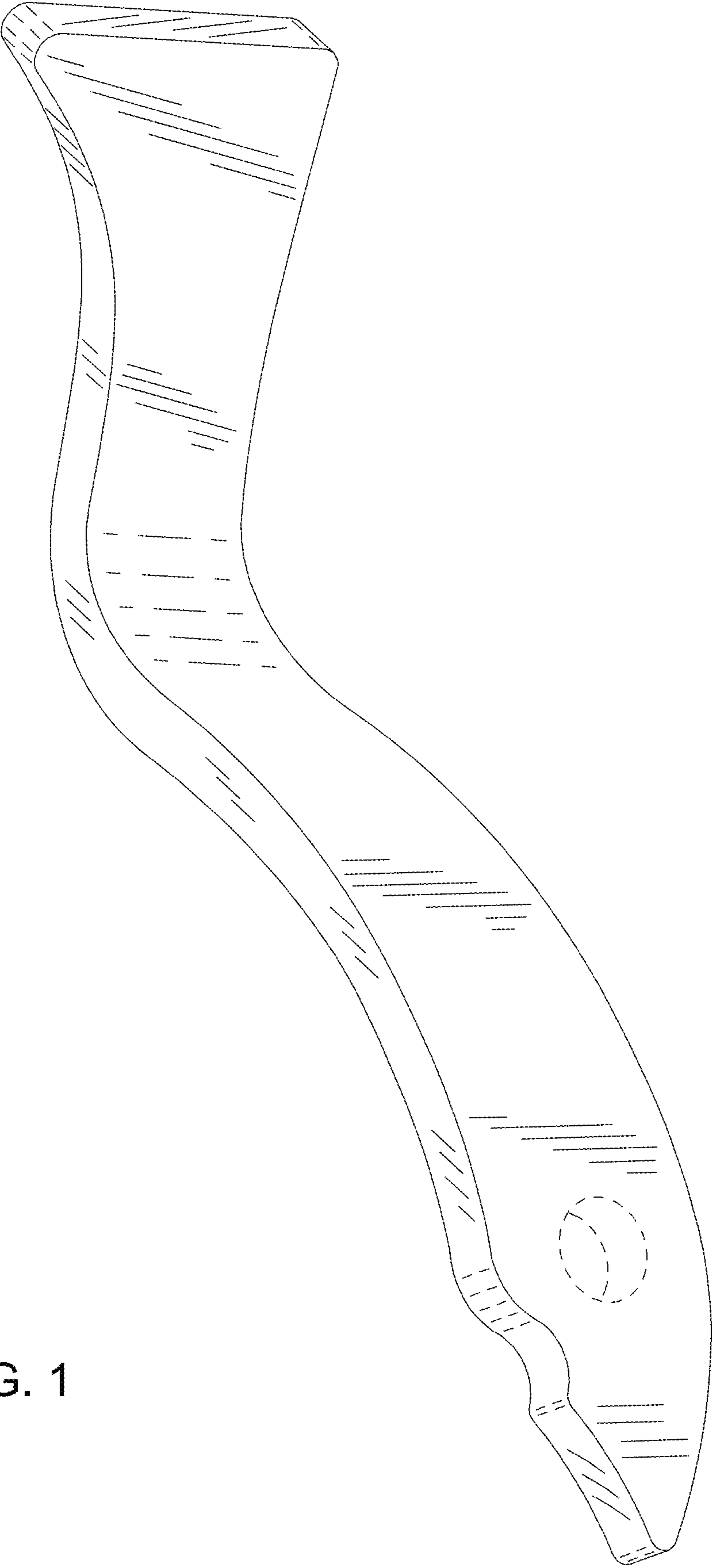


FIG. 1

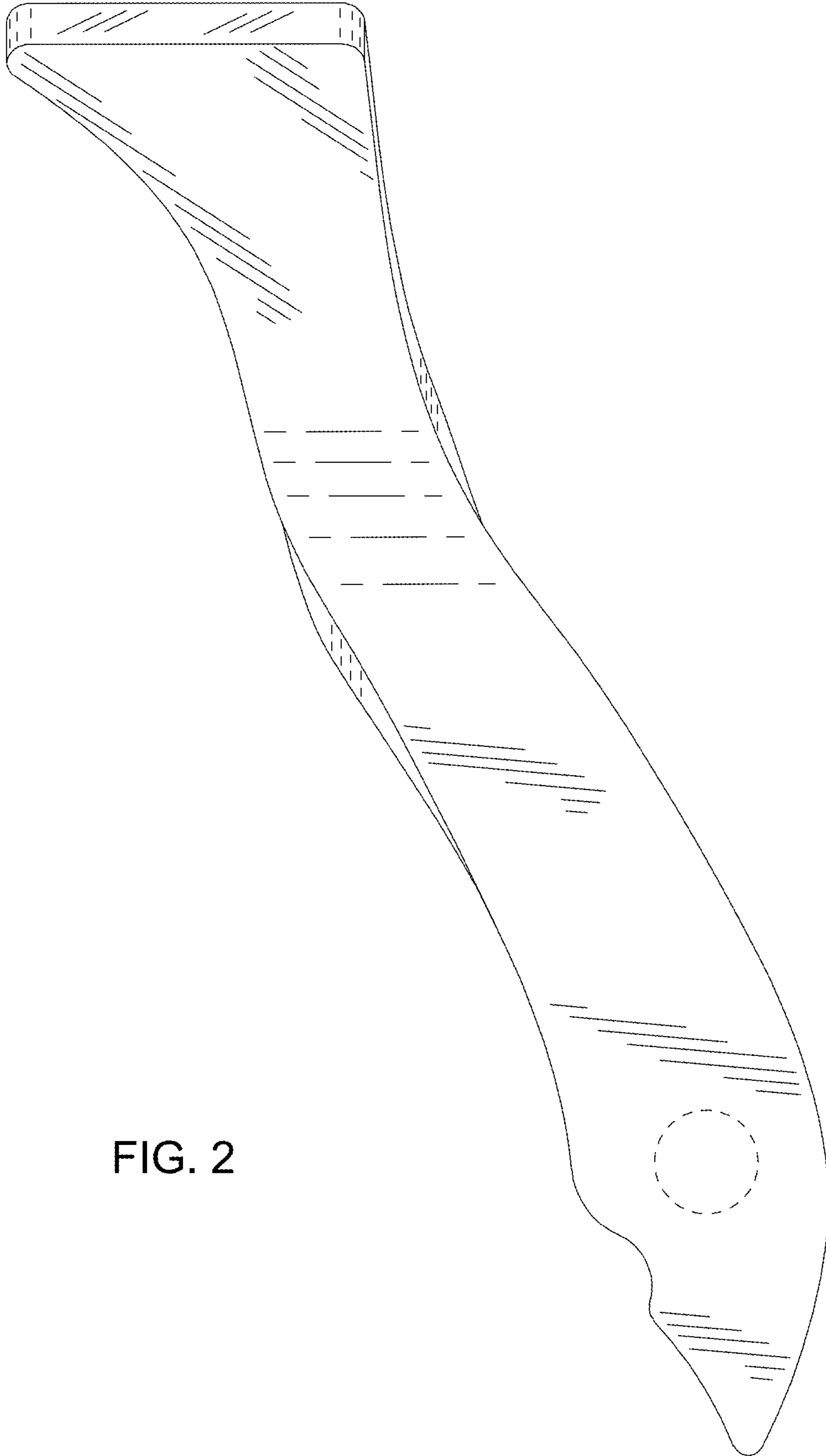


FIG. 2

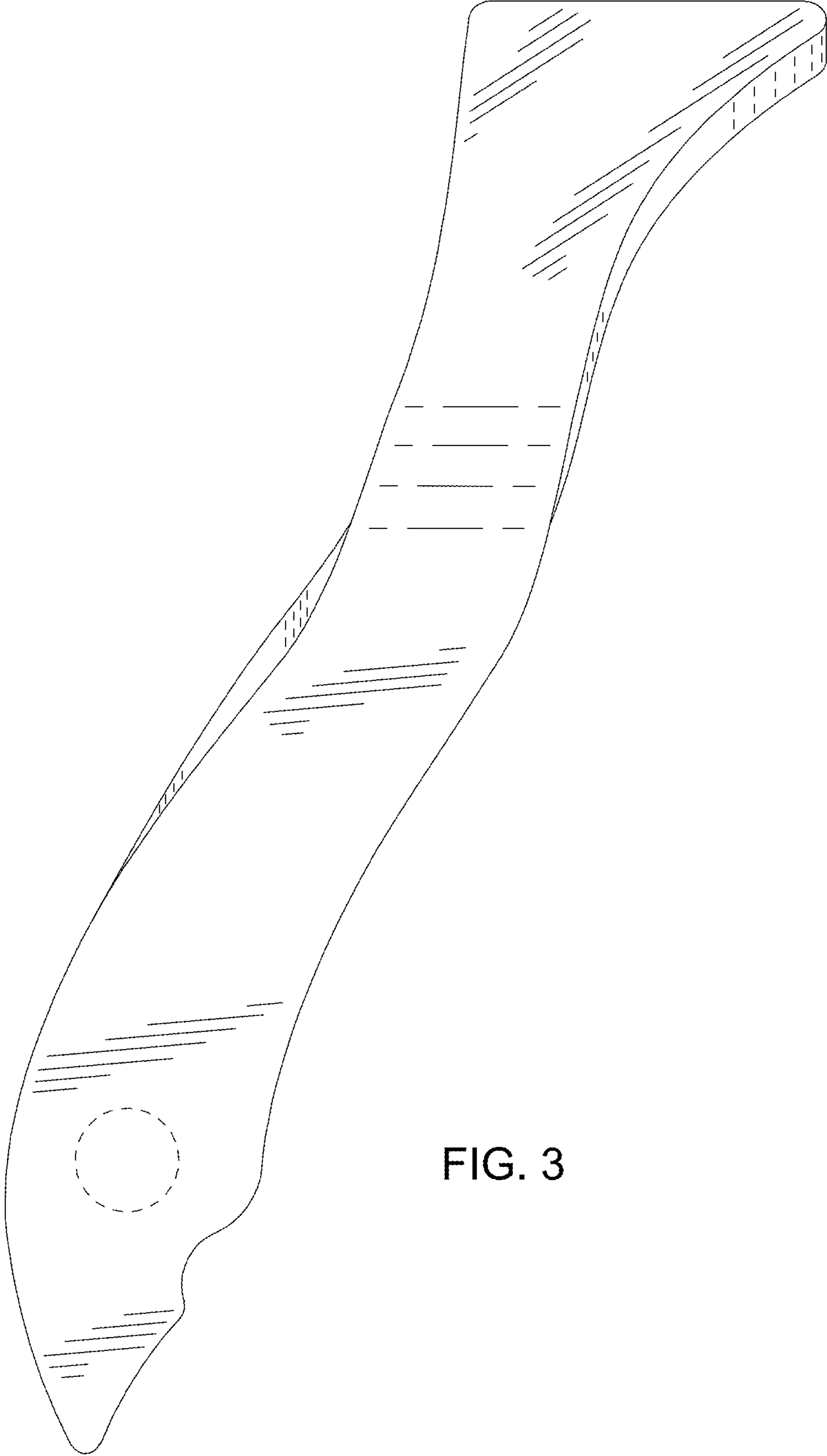


FIG. 3

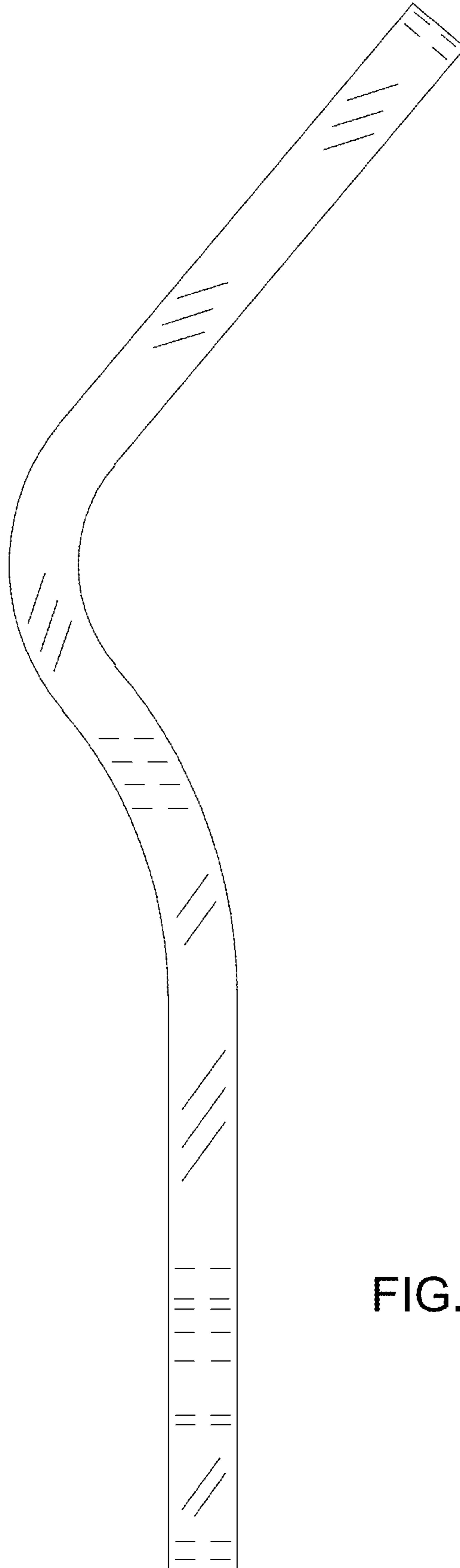


FIG. 4

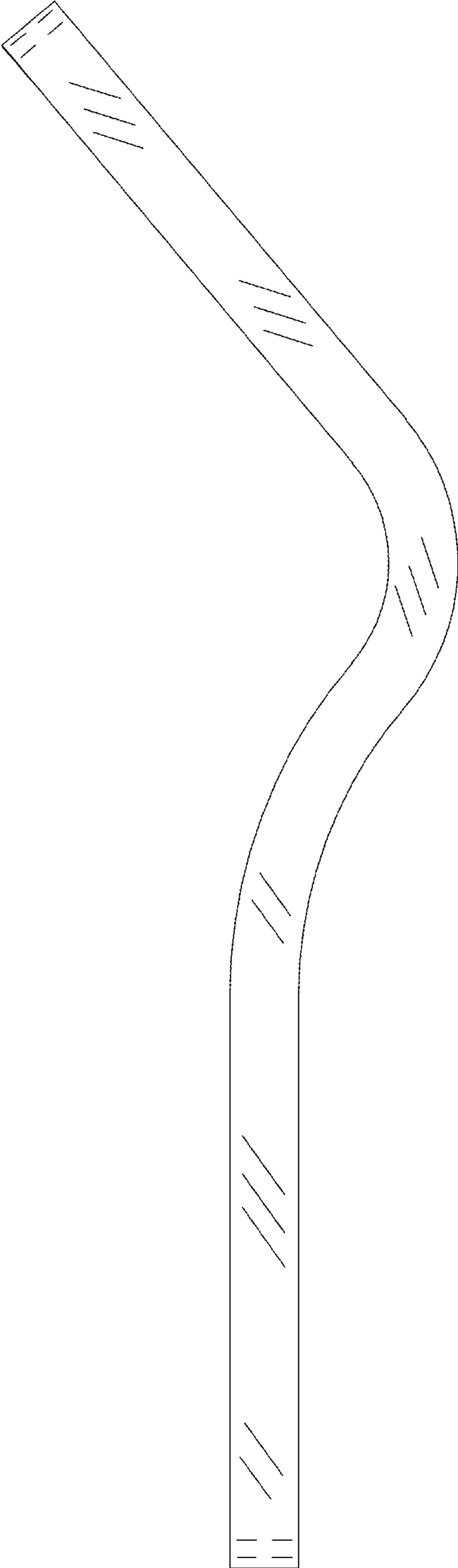


FIG. 5




FIG. 6

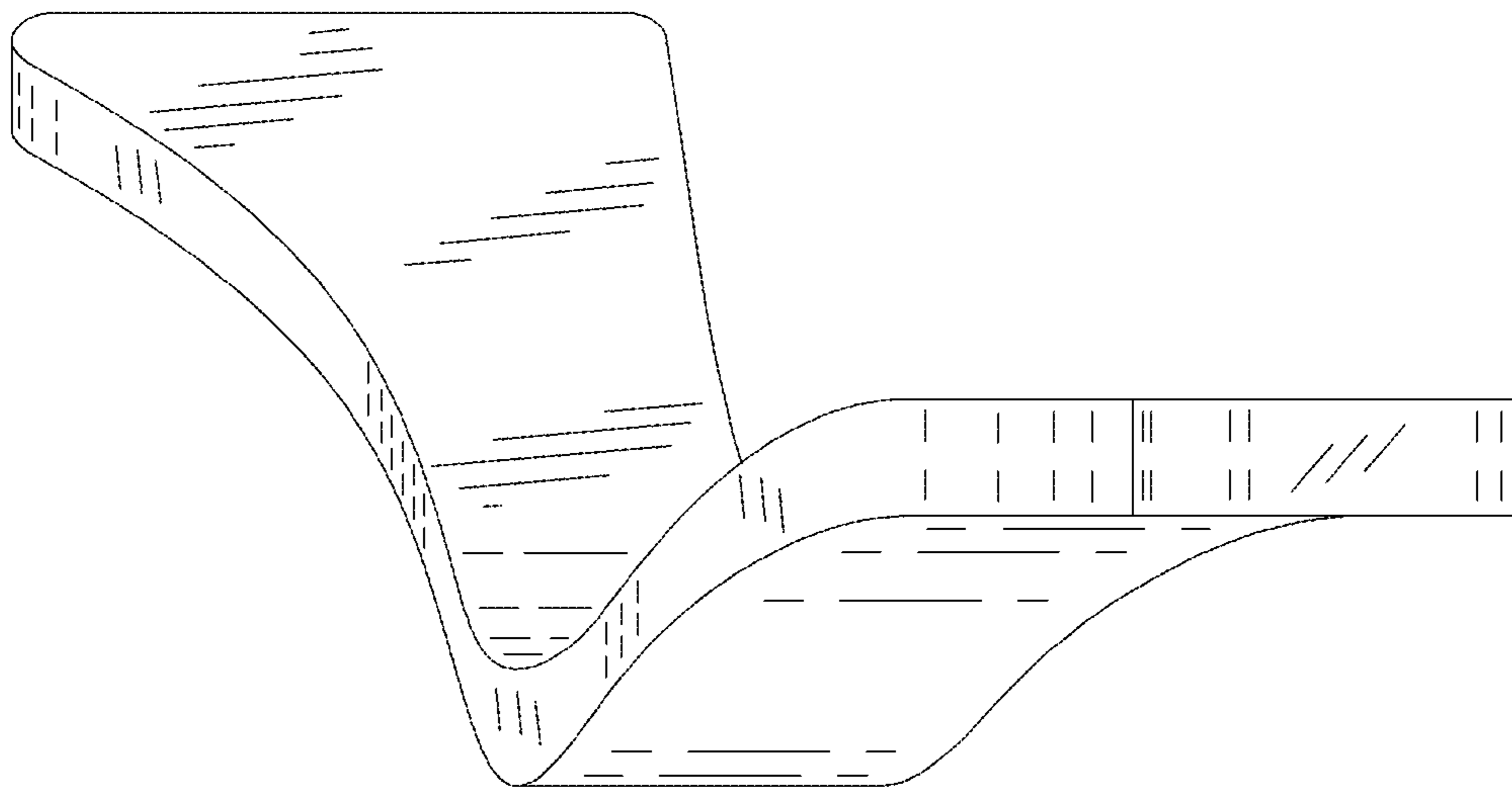


FIG. 7