



US00D911322S

(12) **United States Design Patent**
Jeong et al.

(10) **Patent No.:** **US D911,322 S**

(45) **Date of Patent:** **** Feb. 23, 2021**

- (54) **CASE FOR MOBILE PHONE**
- (71) Applicant: **Samsung Electronics Co., Ltd.**,
Suwon-si (KR)
- (72) Inventors: **Woohyeok Jeong**, Seoul (KR);
Byoungjin Kim, Seoul (KR); **Eunsoo Kim**,
Seongnam-si (KR); **Junyong Song**,
Seongnam-si (KR)
- (73) Assignee: **SAMSUNG ELECTRONICS CO., LTD.**,
Suwon-si (KR)
- (**) Term: **15 Years**
- (21) Appl. No.: **29/668,552**
- (22) Filed: **Oct. 31, 2018**

(30) **Foreign Application Priority Data**

May 4, 2018 (KR) 30-2018-0020865

(51) **LOC (13) Cl.** **14-03**

(52) **U.S. Cl.**
USPC **D14/250**

(58) **Field of Classification Search**
USPC D14/203.3–203.7, 439, 251–253, 447,
D14/217, 240, 238.1, 250, 440, 248;
D3/201, 218, 247, 249, 269, 273, 301,
D3/303; D13/103, 107–108, 119
CPC H04B 1/3888; A45C 1/06; A45C 11/00;
A45C 13/02; A45C 2011/002; A45F
2005/026; A45F 2200/0525; A45F
2200/0516; H04M 1/0283; H04M 1/0202
See application file for complete search history.

(56) **References Cited**

U.S. PATENT DOCUMENTS

D414,033 S * 9/1999 Rohm D3/201
D641,348 S * 7/2011 Kim D14/250

D652,829 S *	1/2012	Kim	D14/250
D657,354 S *	4/2012	Kim	D14/250
D670,293 S *	11/2012	Shimizu	D14/440
D698,773 S *	2/2014	Wildner	D14/250
D711,861 S *	8/2014	Mei	D14/250
D729,812 S *	5/2015	Ahn	D14/440
9,118,390 B2 *	8/2015	Lin	H04M 1/0262
D739,408 S *	9/2015	Kim	D14/440
D748,084 S *	1/2016	Kim	D14/250
D772,214 S *	11/2016	Daniel	D14/250
D777,159 S *	1/2017	Lee	D14/250
D777,421 S *	1/2017	Grote	D3/218
D789,342 S *	6/2017	Sirichai	D14/250
D794,627 S *	8/2017	Roberts	D14/250
D794,952 S *	8/2017	Feng	D3/247
D806,378 S *	1/2018	Lerenthal	D3/201
D808,393 S *	1/2018	Moore	D14/440
D819,007 S *	5/2018	Kim	D14/250
D822,989 S *	7/2018	Persson	D3/249

(Continued)

Primary Examiner — Carla J Wright

(74) *Attorney, Agent, or Firm* — McAndrews Held & Malloy, Ltd.

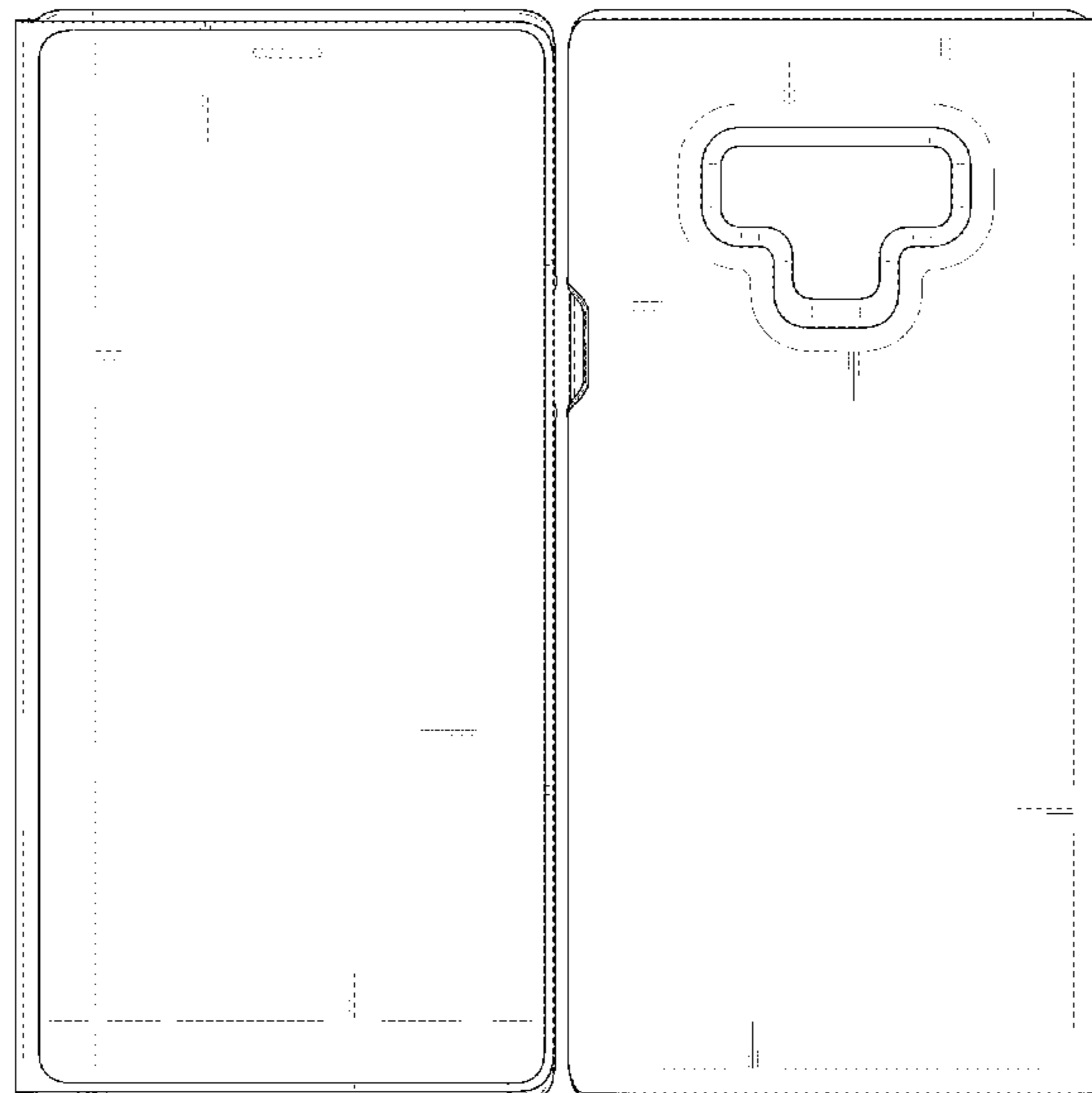
(57) **CLAIM**

The ornamental design for a case for mobile phone, as shown and described.

DESCRIPTION

FIG. 1 is a front perspective view of a case for mobile phone showing our new design;
FIG. 2 is a front elevation view thereof;
FIG. 3 is a rear elevation view thereof;
FIG. 4 is a left side elevation view thereof;
FIG. 5 is a right side elevation view thereof;
FIG. 6 is a top plan view thereof;
FIG. 7 is a bottom plan view thereof; and,
FIG. 8 is a rear perspective view thereof.
The evenly-spaced dashed broken lines in the figures depict portions of the case for mobile phone that form no part of the claimed design.

1 Claim, 8 Drawing Sheets



(56)

References Cited

U.S. PATENT DOCUMENTS

D832,268 S	*	10/2018	Mecchella	D14/440
D859,389 S	*	9/2019	Kim	D14/250
D875,725 S	*	2/2020	Hintermann	D14/250
D896,211 S	*	9/2020	Cho	D14/250
D902,912 S	*	11/2020	Kim	D14/250

* cited by examiner

FIG. 1

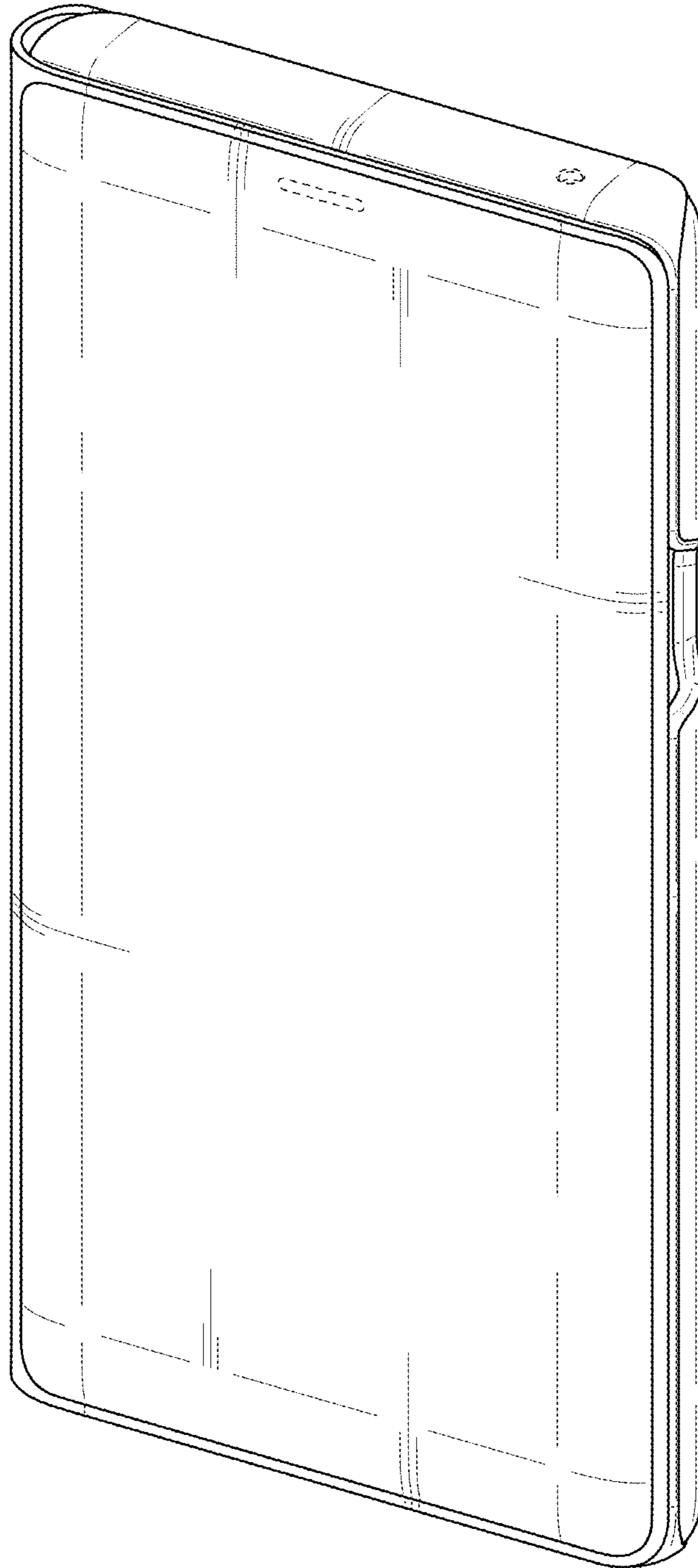


FIG. 2




FIG. 3




FIG. 4




FIG. 5

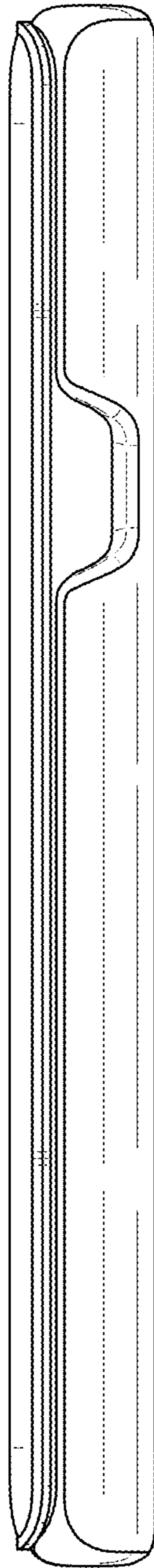


FIG. 6

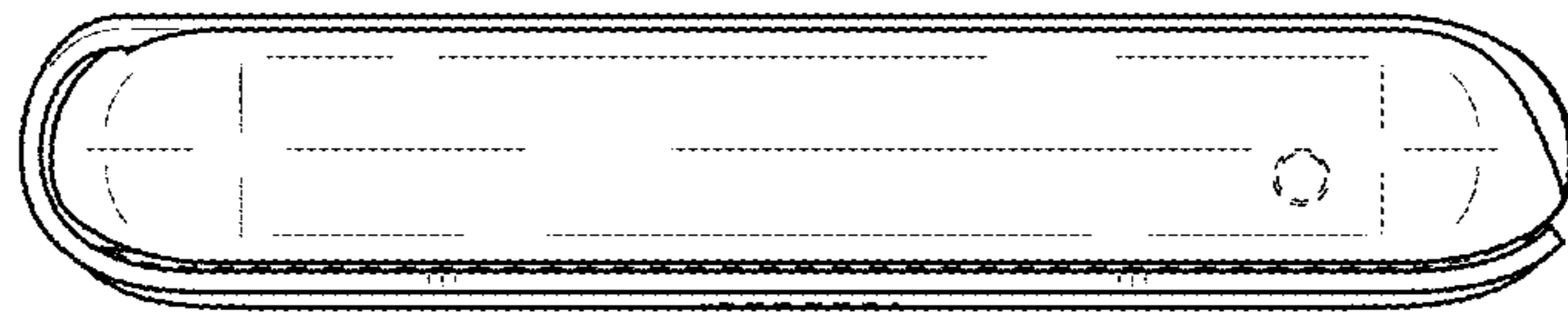


FIG. 7




FIG. 8

