

US00D911307S

(12) **United States Design Patent**
Sugiyama

(10) **Patent No.:** **US D911,307 S**

(45) **Date of Patent:** **** Feb. 23, 2021**

(54) **SPEAKER**

(71) Applicant: **SONY CORPORATION**, Tokyo (JP)

(72) Inventor: **Naoki Sugiyama**, Tokyo (JP)

(73) Assignee: **SONY CORPORATION**, Tokyo (JP)

(**) Term: **15 Years**

(21) Appl. No.: **29/705,649**

(22) Filed: **Sep. 13, 2019**

(51) **LOC (13) Cl.** **14-01**

(52) **U.S. Cl.**
USPC **D14/214**; D14/211

(58) **Field of Classification Search**
USPC D14/214, 211, 172, 242, 240, 204, 344,
D14/349, 496, 217, 209.1, 210, 188;
181/148, 155, 199; 381/386, 394
CPC . H04R 1/02; H04R 9/06; H04R 25/00; H04R
1/021; H04R 1/026; H04R 1/028; H04R
1/025; H05K 5/00
See application file for complete search history.

(56) **References Cited**

U.S. PATENT DOCUMENTS

- 2,731,101 A * 1/1956 Klipsch H04R 1/2865
181/148
- 2,917,856 A * 12/1959 Milton A47G 1/12
428/13
- D227,478 S * 6/1973 Ekdabi D14/212
- D229,066 S * 11/1973 Ekdabi D14/213
- 3,983,333 A * 9/1976 Allison H04R 1/26
381/89
- D249,792 S * 10/1978 Rams D14/214
- 4,805,730 A * 2/1989 O'Neill H04R 1/02
181/148
- D324,686 S * 3/1992 Strohbeen D14/210
- D340,930 S * 11/1993 Christie D14/214
- D359,286 S * 6/1995 Fujino D14/212
- D382,564 S * 8/1997 Shiono D14/214

- D393,860 S * 4/1998 Watson D14/214
- D394,263 S * 5/1998 Fischer D14/214
- D397,115 S * 8/1998 Gremchuck D14/214
- D399,509 S * 10/1998 Renk D14/214
- D400,538 S * 11/1998 Lin D14/214
- D432,117 S * 10/2000 Miyazaki D14/214
- 6,152,257 A * 11/2000 Denham H04R 1/345
181/144
- D437,306 S * 2/2001 Masui D14/214
- D449,291 S * 10/2001 Oikawa D14/214
- D468,290 S 1/2003 Narita
- D471,534 S 3/2003 Suzuki et al.
- D471,894 S * 3/2003 Oikawa D14/214

(Continued)

FOREIGN PATENT DOCUMENTS

EM 002650416-0038 * 3/2015

Primary Examiner — Paula Allen Greene

(74) *Attorney, Agent, or Firm* — Michael Best and Friedrich LLP

(57) **CLAIM**

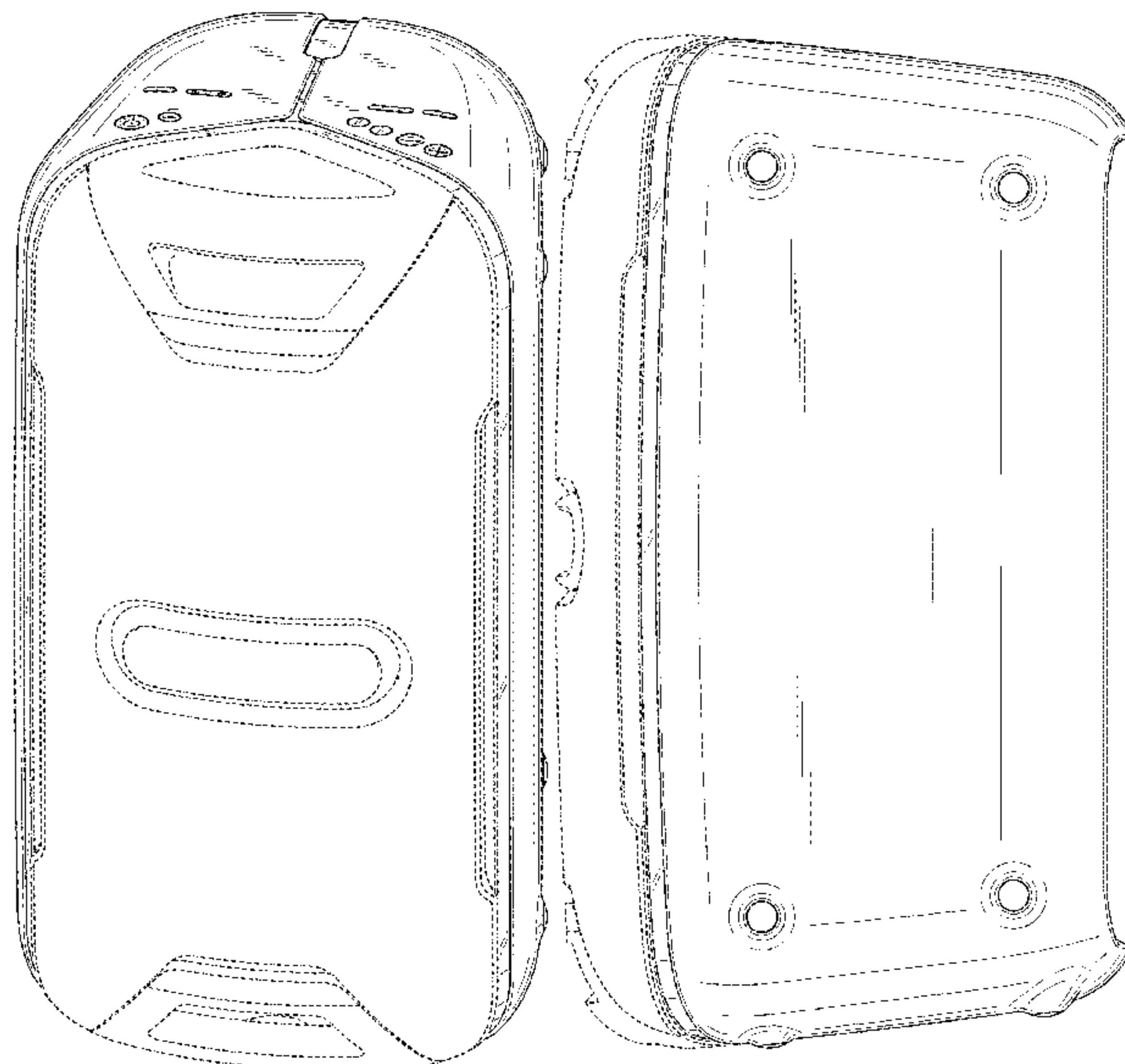
The ornamental design for a speaker, as shown and described.

DESCRIPTION

FIG. 1 is a front, top, right perspective view of a first embodiment of a speaker showing my new design; FIG. 2 is a rear, top, left perspective view thereof; FIG. 3 is a front elevational view thereof; FIG. 4 is a rear elevational view thereof; FIG. 5 is a left side elevational view thereof; FIG. 6 is a right side elevational view thereof; and FIG. 7 is a top plan view thereof; and, FIG. 8 is a bottom plan view thereof.

The even-dash broken lines illustrating portions of the speaker form no part of the claimed design. The dot-dash broken lines defining boundaries of the claimed design from no part of the claimed design.

1 Claim, 8 Drawing Sheets



(56)

References Cited

U.S. PATENT DOCUMENTS

D490,797	S	*	6/2004	Suzuki	D14/171
D491,166	S	*	6/2004	Hakoda	D14/214
D504,409	S	*	4/2005	Kim	D14/203.3
D508,690	S		8/2005	Hioki		
D540,783	S	*	4/2007	Hakoda	D14/214
D546,319	S	*	7/2007	Hakoda	D14/214
D555,652	S	*	11/2007	Kitamura	D14/420
D568,293	S	*	5/2008	Sawhney	D14/214
D575,766	S	*	8/2008	Harris	D14/188
D586,327	S	*	2/2009	Shimizu	D14/188
D609,216	S	*	2/2010	Davies	D14/214
D674,778	S	*	1/2013	Skurdal	D14/214
D691,591	S	*	10/2013	Lum	D14/221
D695,269	S	*	12/2013	Carpenter	D14/210
D714,259	S	*	9/2014	Galler	D14/221
D724,563	S	*	3/2015	Kim	D14/214
D733,680	S	*	7/2015	Nugent	D14/214
D746,263	S	*	12/2015	Carbone	D14/214
D762,192	S	*	7/2016	Redmon	D14/214
D837,182	S	*	1/2019	Elmieh	D14/204
D864,890	S	*	10/2019	Henning	D14/172
D888,018	S	*	6/2020	Tompson	D14/217
D890,133	S	*	7/2020	Zhu	D14/214
2013/0294638	A1	*	11/2013	Huseby	H04R 1/02 381/394

* cited by examiner

FIG. 1

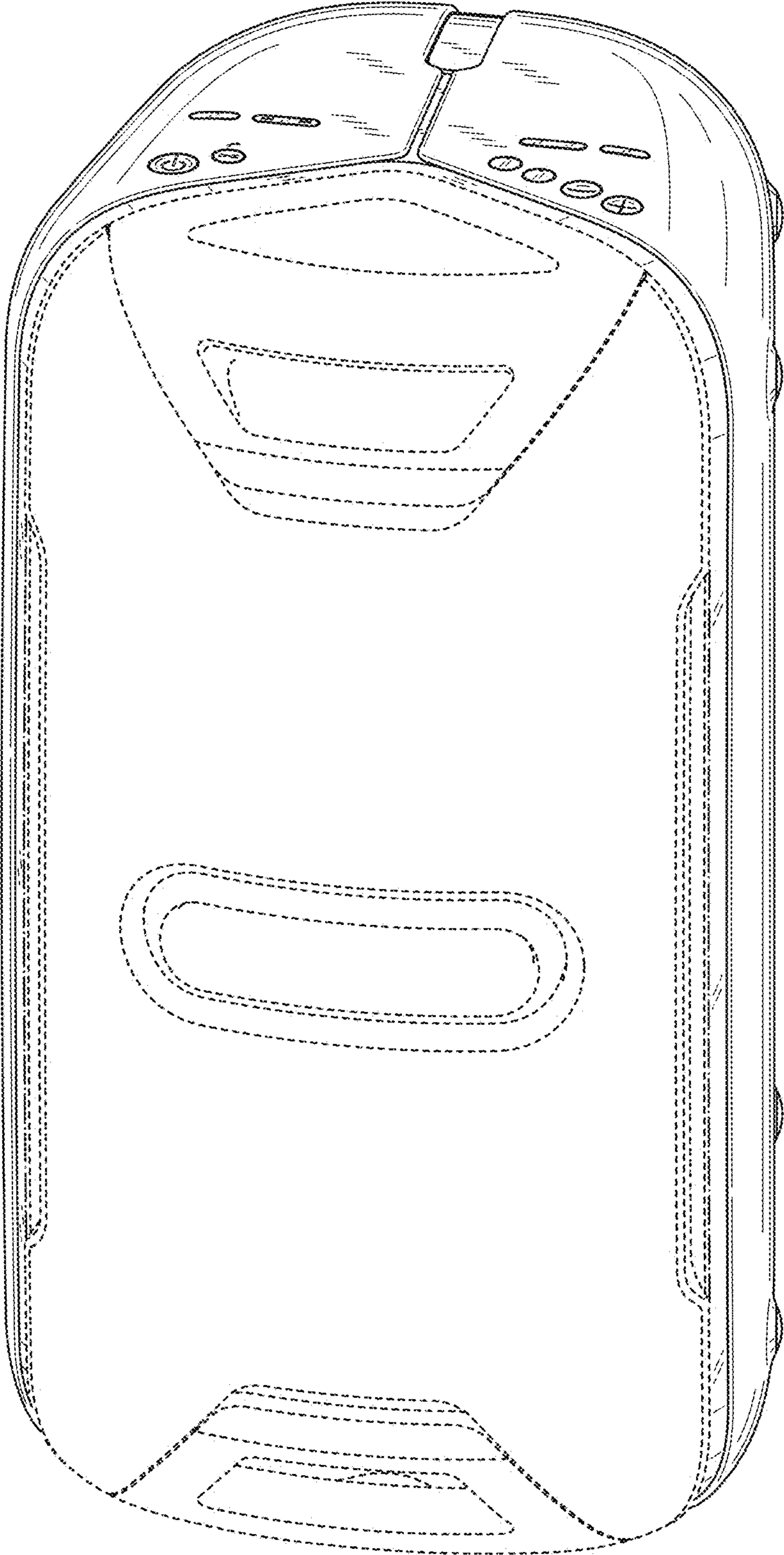


FIG. 2

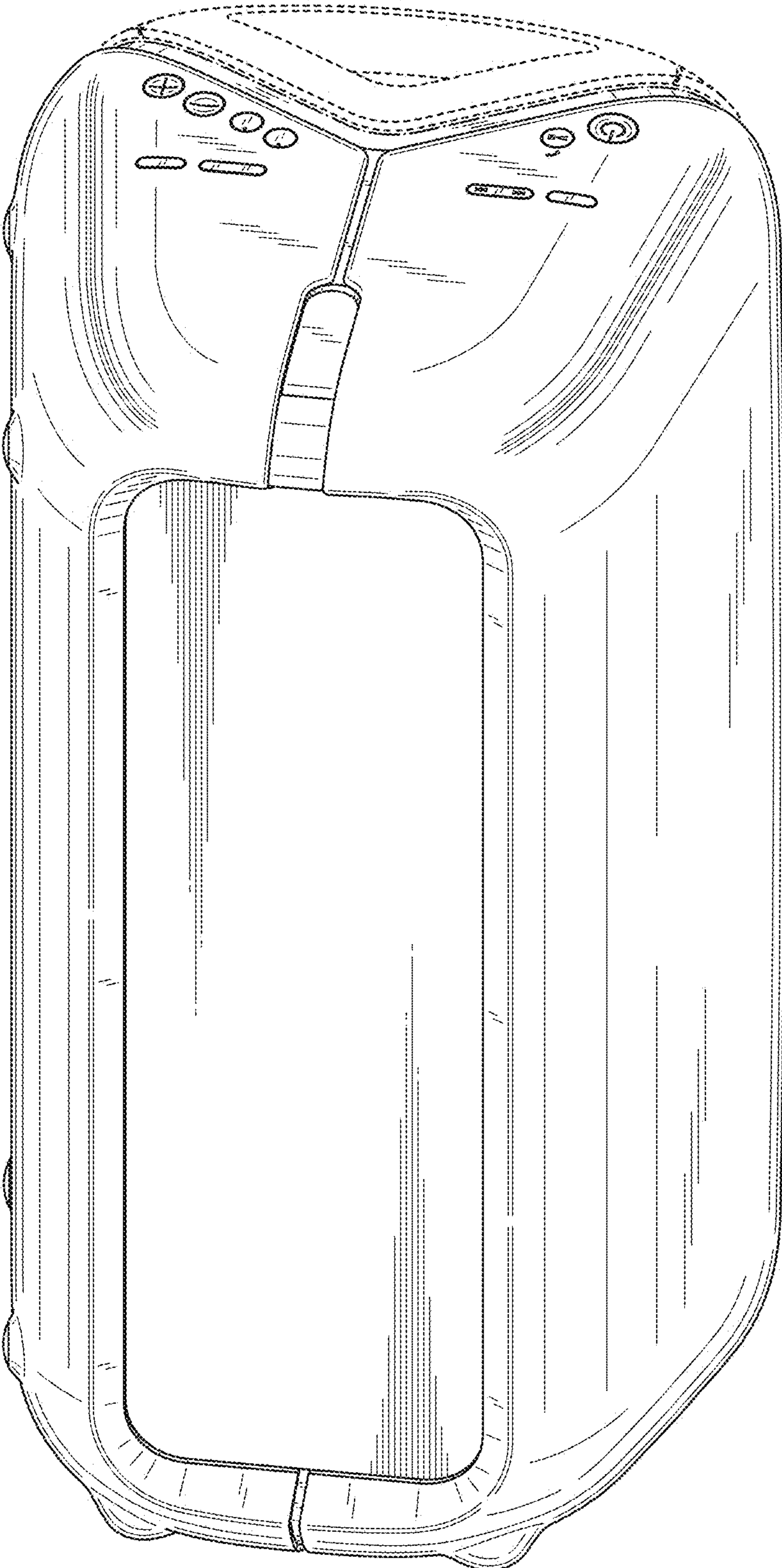


FIG. 3




FIG. 4




FIG. 5

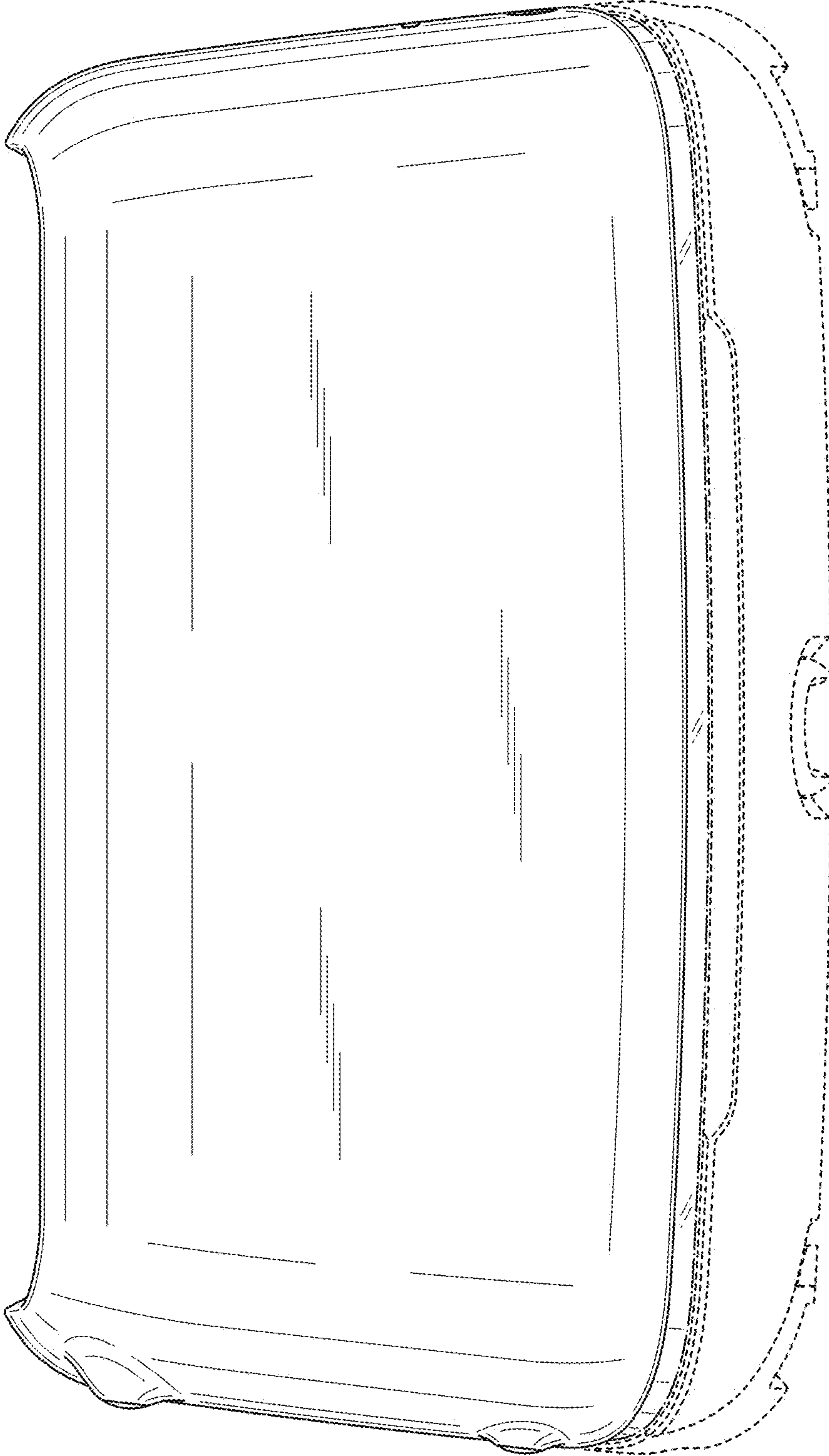


FIG. 6

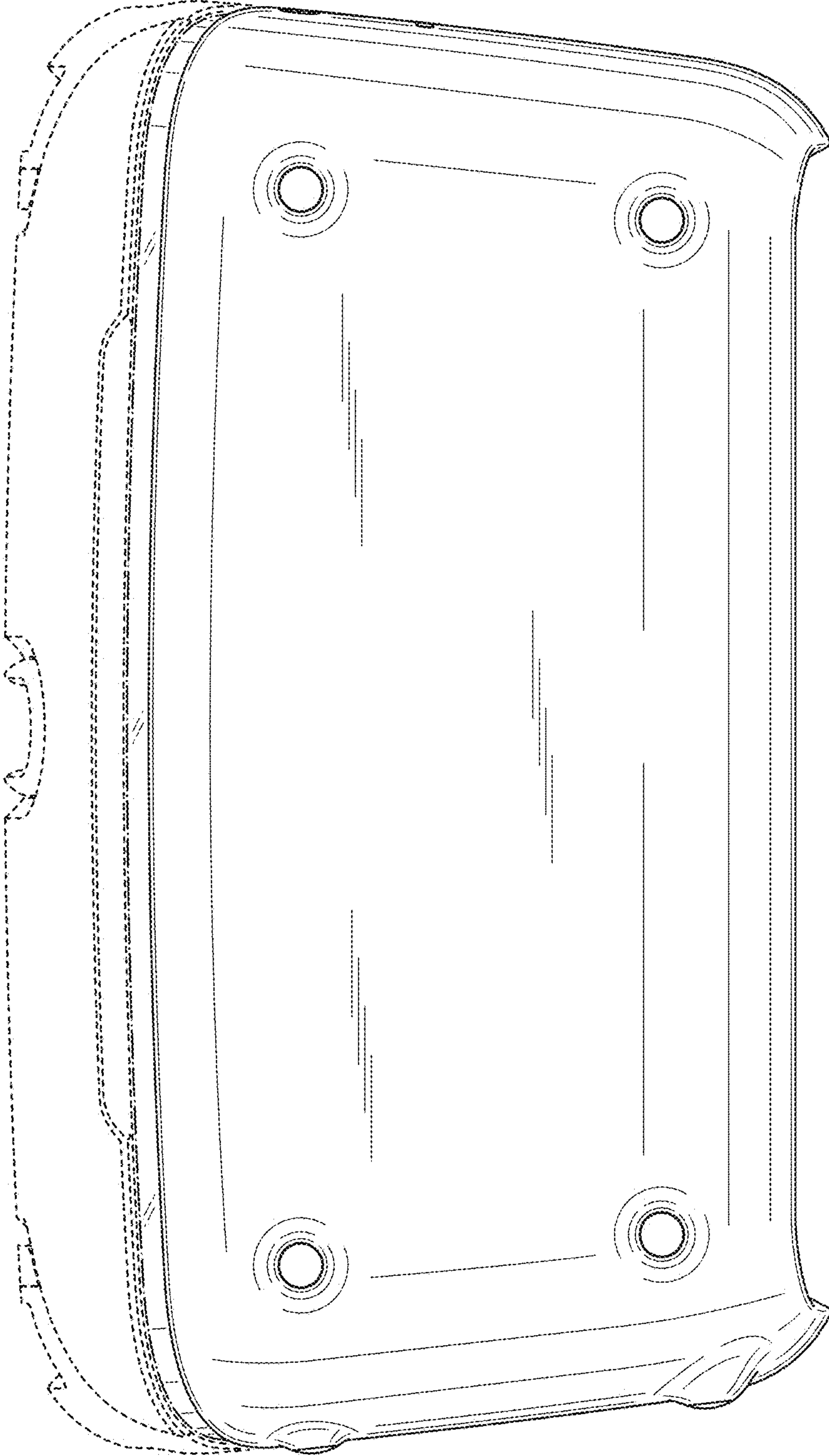


FIG. 7

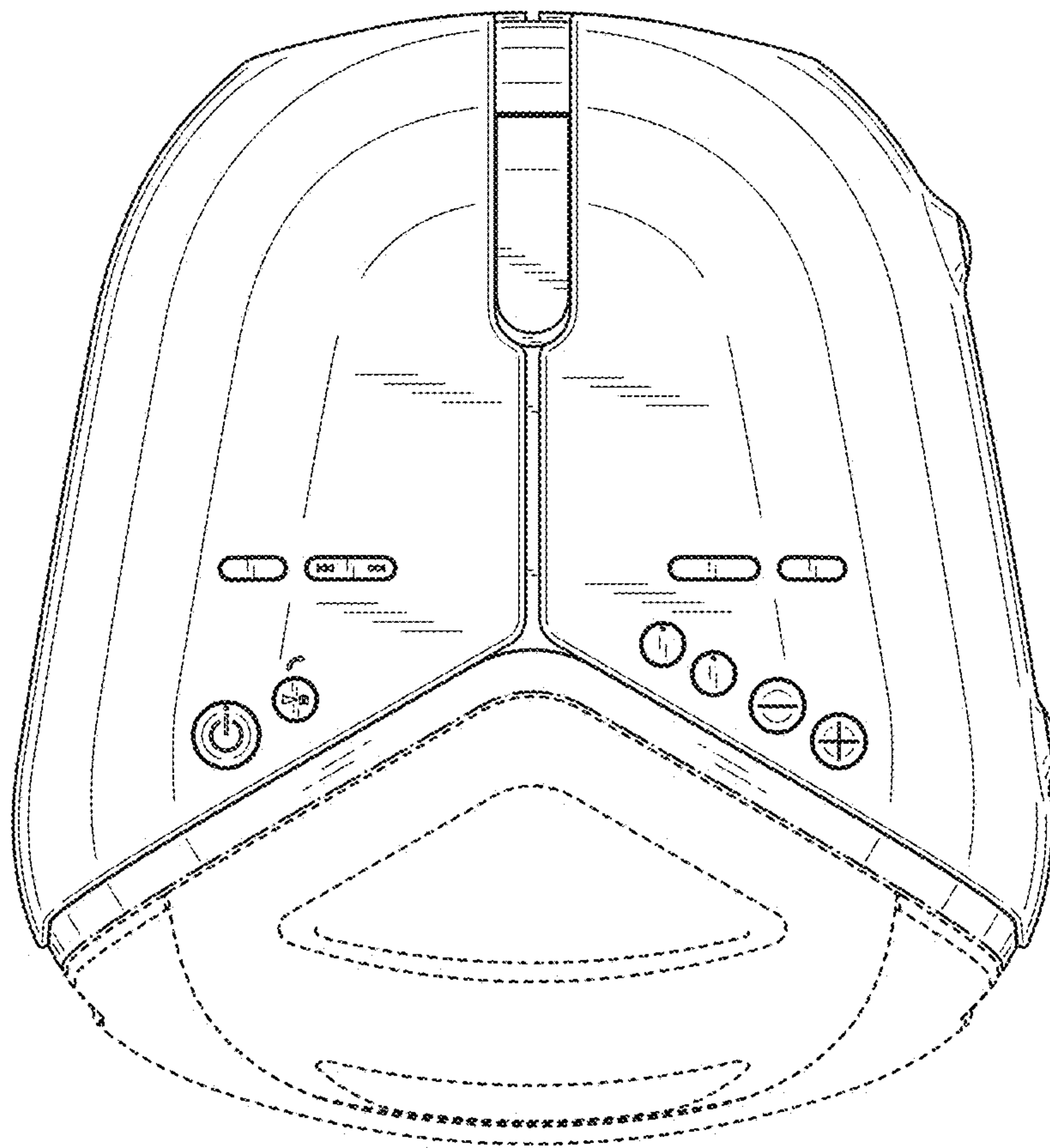


FIG. 8

