



US00D911260S

(12) **United States Design Patent**
Zhang

(10) **Patent No.:** **US D911,260 S**

(45) **Date of Patent:** **** Feb. 23, 2021**

- (54) **TIRE**
- (71) Applicant: **Qingdao Transamerica tire industrial Co., LTD**, Qingdao (CN)
- (72) Inventor: **Weitao Zhang**, Qingdao (CN)
- (**) Term: **15 Years**
- (21) Appl. No.: **29/696,193**
- (22) Filed: **Jun. 26, 2019**
- (51) **LOC (13) Cl.** **12-15**
- (52) **U.S. Cl.**
USPC **D12/579**
- (58) **Field of Classification Search**
USPC D12/579, 586, 588, 590, 598, 600, 601, D12/603, 604, 605
CPC B60C 11/11; B60C 2011/0386; B60C 2011/0388
See application file for complete search history.

- D816,596 S * 5/2018 Schimmoeller D12/579
- D838,661 S * 1/2019 Shin D12/579
- D851,581 S * 6/2019 Sakamoto D12/604
- D888,651 S * 6/2020 Zhang D12/579
- D902,129 S * 11/2020 Kleinschuster D12/579

* cited by examiner

Primary Examiner — Robert M. Spear

(74) *Attorney, Agent, or Firm* — Rumit Ranjit Kanakia

(57) **CLAIM**

I claim the ornamental design for a tire, as shown and described.

DESCRIPTION

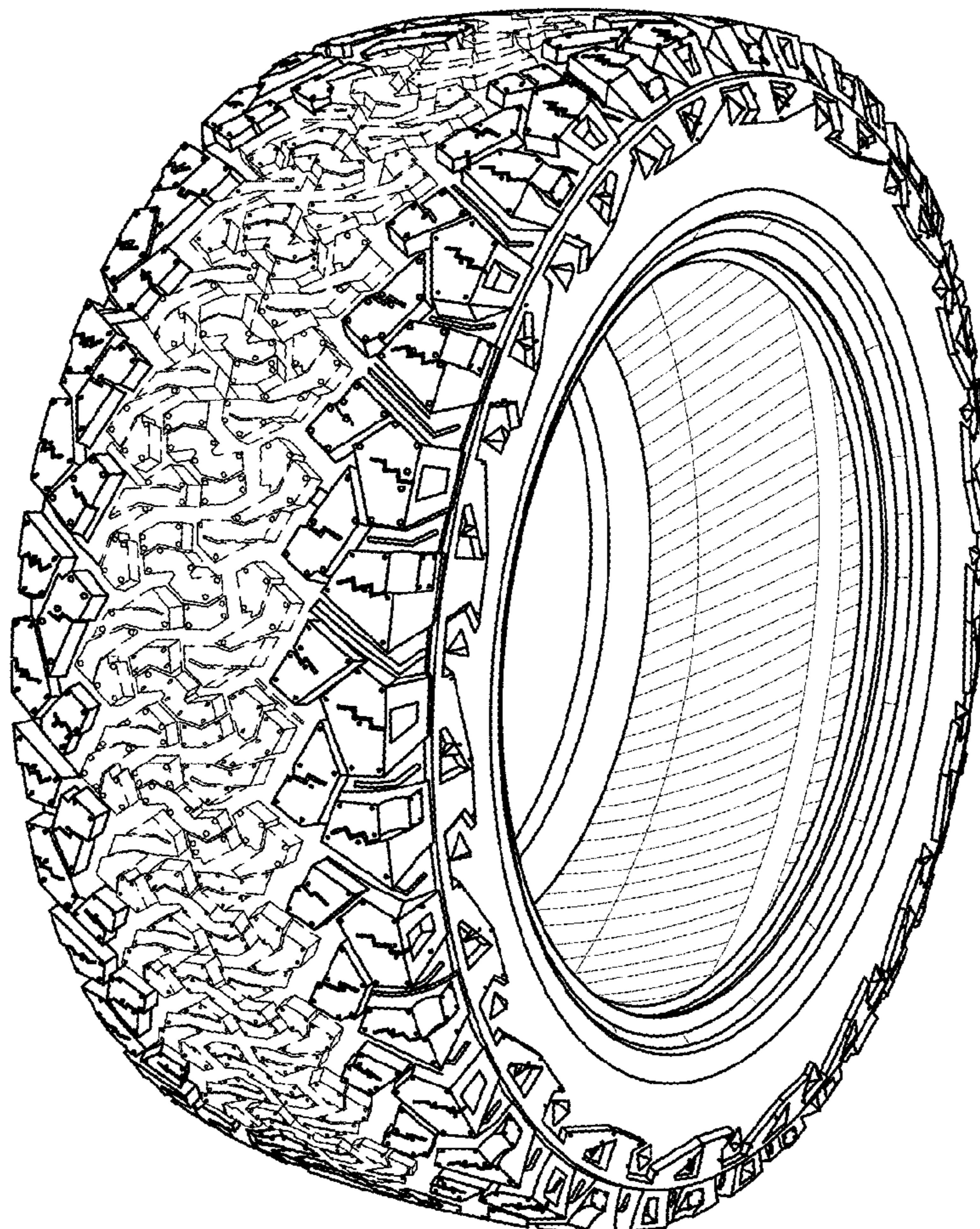
FIG. 1 is a perspective view of a tire showing my new design;
 FIG. 2 is a left-side view of the tire as shown in FIG. 1;
 FIG. 3 is a right-side view of the tire as shown in FIG. 1;
 FIG. 4 is a front view of the tire as shown in FIG. 1;
 FIG. 5 is a back view of the tire as shown in FIG. 1;
 FIG. 6 is a Bottom view of the tire as shown in FIG. 1; and,
 FIG. 7 is a Top view of the tire as shown in FIG. 1.
 The broken lines are only for environmental purposes and form no part of the claimed design.

(56) **References Cited**

U.S. PATENT DOCUMENTS

- D761,193 S * 7/2016 Schimmoeller D12/579
- D762,561 S * 8/2016 Petr D12/579

1 Claim, 6 Drawing Sheets



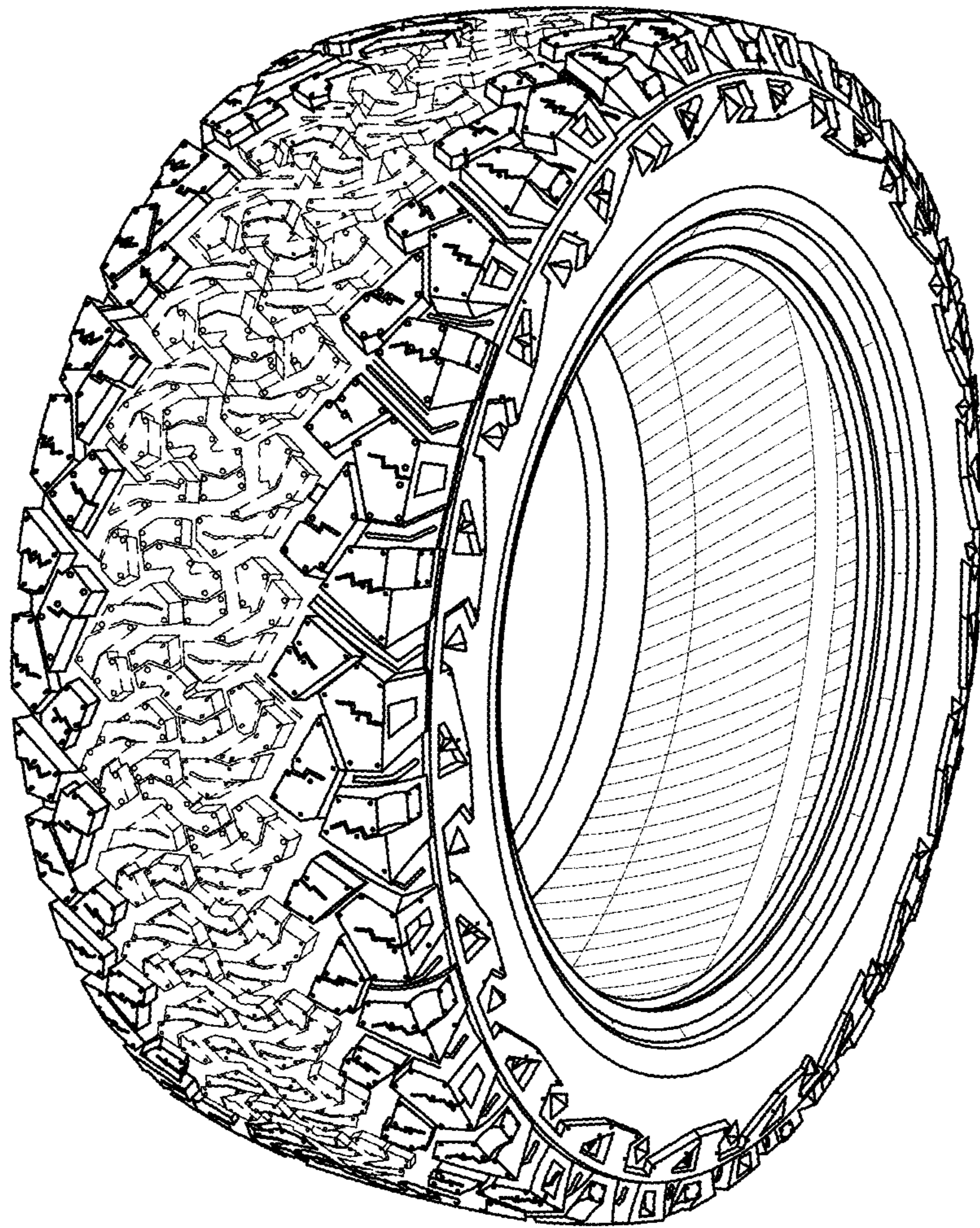


FIG. 1




FIG. 2




FIG. 3

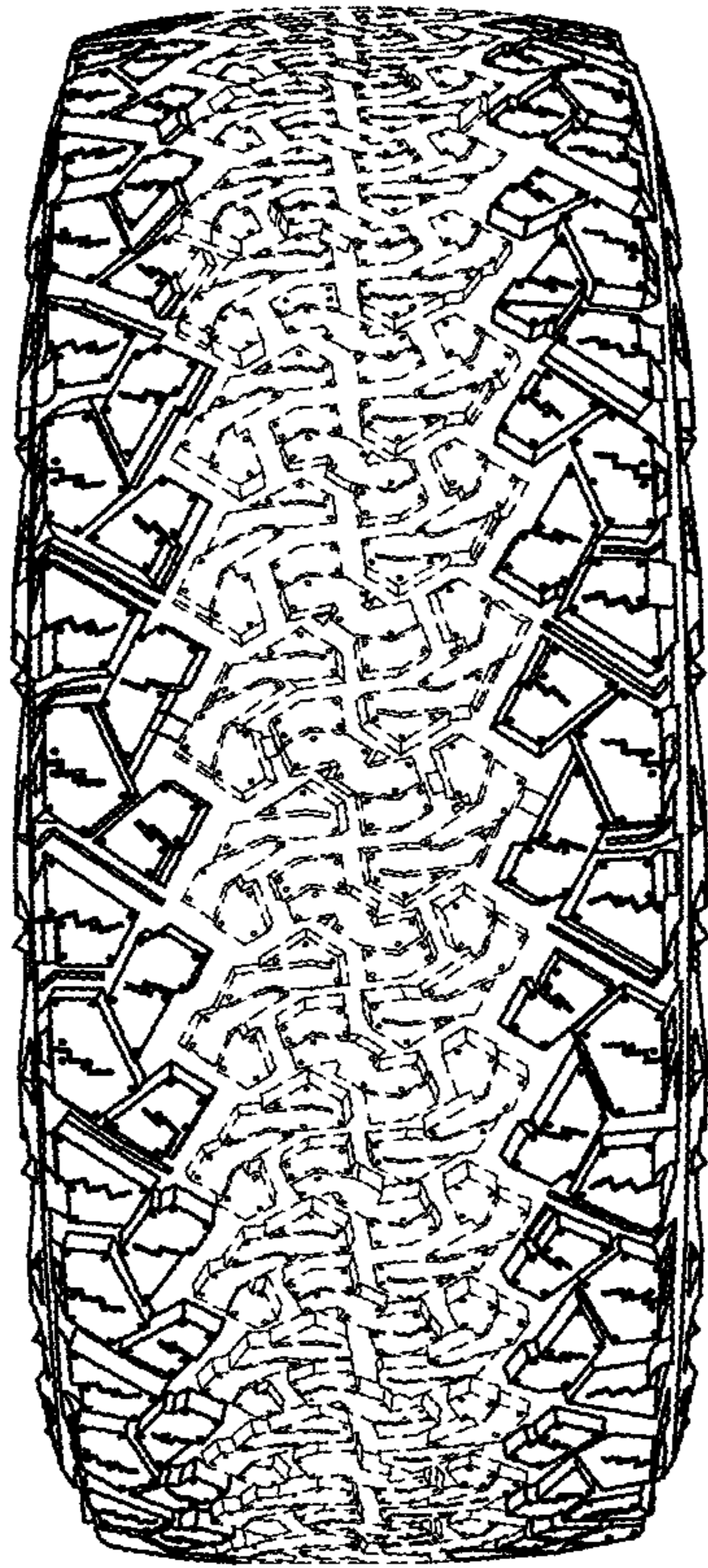


FIG. 4

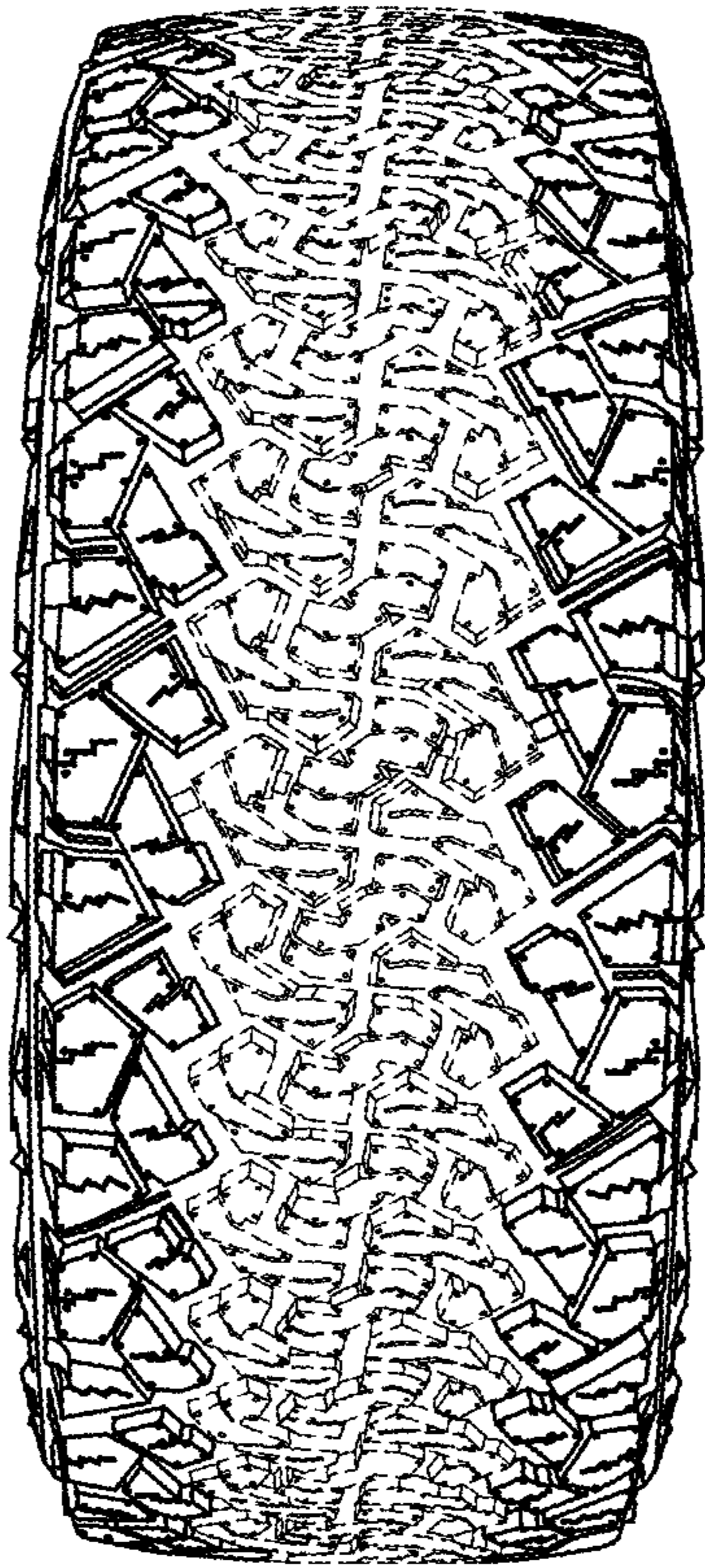


FIG. 5




FIG. 6




FIG. 7