



US00D911236S

(12) **United States Design Patent** (10) **Patent No.:** **US D911,236 S**
Akrapovic et al. (45) **Date of Patent:** **** Feb. 23, 2021**

(54) **TAILPIPE**
(71) Applicant: **Igor Akrapovic**, Ljubljana (SI)
(72) Inventors: **Igor Akrapovic**, Ljubljana (SI); **Matija Zajec**, Videm Dobropolje (SI); **Ermin Kosovel**, Zgornje Gorje (SI); **Matej Bulc**, Ljubljana (SI); **Anton Šifrar**, Grosuplje (SI)
(**) Term: **15 Years**
(21) Appl. No.: **35/508,069**
(22) Filed: **Sep. 3, 2019**
(80) **Hague Agreement Data**
Int. Filing Date: **Sep. 3, 2019**
Int. Reg. No.: **DM/204640**
Int. Reg. Date: **Sep. 3, 2019**
Int. Reg. Pub. Date: **Dec. 13, 2019**

(30) **Foreign Application Priority Data**
May 30, 2019 (EM) 006548111
(51) **LOC (13) Cl.** **12-16**
(52) **U.S. Cl.**
USPC **D12/194**
(58) **Field of Classification Search**
USPC D12/194; D15/5
CPC ... F01N 1/04; F01N 1/24; F01N 13/08; F01N 13/082; F01N 13/085; F01N 13/087
See application file for complete search history.

(56) **References Cited**
U.S. PATENT DOCUMENTS
D384,319 S * 9/1997 Harutiunian D12/194
D397,661 S * 9/1998 Harutiunian D12/194
D423,436 S * 4/2000 Larson D12/194
6,085,863 A * 7/2000 Shuen F01N 13/082
181/227

D467,210 S * 12/2002 Yu D12/194
D488,114 S * 4/2004 Kulla D12/194
D534,469 S * 1/2007 Murkett D12/194
D539,715 S * 4/2007 Lai D12/194
D540,231 S * 4/2007 Braun D12/194
D558,111 S * 12/2007 Banks, III D12/194
D574,309 S * 8/2008 Unfried D12/194
D579,392 S * 10/2008 Saracoglu D12/194
D597,915 S * 8/2009 Bhambra D12/194
D600,186 S * 9/2009 Bhambra D12/194
D633,021 S * 2/2011 Lemon D12/194
D636,942 S * 4/2011 Meritt D30/121
8,201,520 B2 * 6/2012 Meritt A01K 5/0107
119/53
D684,909 S * 6/2013 Lemon D12/194
D737,745 S * 9/2015 Kamiura D12/194
D758,937 S * 6/2016 Lemon D12/194
D787,400 S * 5/2017 Wolff D12/194
D808,319 S * 1/2018 Curic D12/194
D836,515 S * 12/2018 Akrapovic D12/194


(Continued)

Primary Examiner — Darlington Ly
(74) *Attorney, Agent, or Firm* — Olson & Cepuritis, Ltd.;
Shawn E. Duckworth

(57) **CLAIM**
The ornamental design for a tailpipe, as shown and described.

DESCRIPTION
1. Tailpipe
1.1 is a top, rear, and right side perspective view of a tailpipe embodying our new design;
1.2 is a right side elevation view thereof;
1.3 is a rear elevation view thereof;
1.4 is a top plan view thereof;
1.5 is a top, rear, and left side perspective view thereof;
1.6 is a bottom plan view thereof;
1.7 is a front elevation view thereof;
1.8 is a top, front, and left side perspective view thereof; and
1.9 is a left side elevation view thereof.

1 Claim, 9 Drawing Sheets



(56)


References Cited

U.S. PATENT DOCUMENTS


10,227,050 B2 * 3/2019 Hodges F01N 13/082
D882,476 S * 4/2020 Zagar D12/194
2007/0291470 A1 * 12/2007 Thomson B60Q 1/2688
362/96

* cited by examiner


1.1




1.2




1.3



1.4




1.5




1.6



1.7



1.8



1.9

