



US00D911215S

(12) **United States Design Patent** (10) **Patent No.:** **US D911,215 S**
Wang (45) **Date of Patent:** **** Feb. 23, 2021**

(54) **FLOWER POT**
(71) Applicant: **Dongguan Sunland Technology Co., Ltd., Dongguan (CN)**
(72) Inventor: **Yi Wang, Dongguan (CN)**
(**) Term: **15 Years**
(21) Appl. No.: **29/687,679**
(22) Filed: **Apr. 15, 2019**
(30) **Foreign Application Priority Data**
Jan. 29, 2019 (CN) 201930049586.4
(51) **LOC (13) Cl.** **11-02**
(52) **U.S. Cl.**
USPC **D11/155**
(58) **Field of Classification Search**
USPC D11/143-156, 164; D3/304, 313, 314;
D6/403, 404, 405, 556, 557, 558;
D7/316, 598; D9/428, 432, 456; D99/5,
D99/19
CPC . A01G 5/04; A01G 9/02; A01G 9/021; A01G
9/022; A01G 9/026; A01G 9/027; A01G
9/029; A01G 9/0295; A01G 9/033; A47G
7/00; A47G 7/02; A47G 7/04; A47G
7/041; A47G 7/044; A47G 7/047; A47G
7/06; A47G 7/063; A47G 7/08
See application file for complete search history.

(56) **References Cited**
U.S. PATENT DOCUMENTS
D44,563 S * 8/1913 Haase D11/155
1,627,282 A * 5/1927 Gran B65F 1/02
220/4.33
1,915,045 A * 6/1933 Bales A47G 29/06
220/4.33
D150,258 S * 7/1948 Rosenberg D11/155

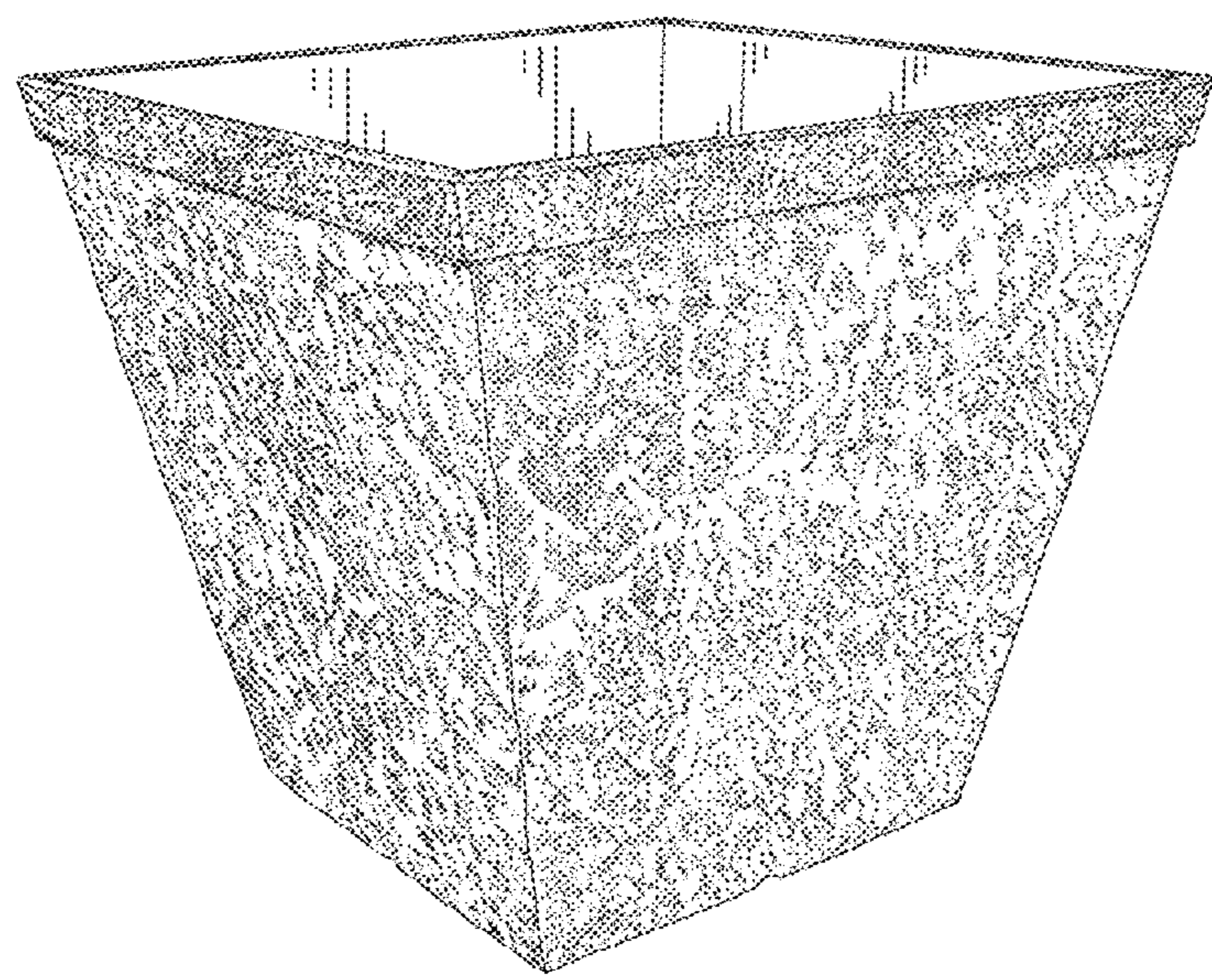
2,792,142 A * 5/1957 Sandkuhle B65D 9/12
217/12 R
4,219,967 A * 9/1980 Hickerson A01G 27/04
47/72
D267,850 S * 2/1983 Groenewold D7/509
D383,707 S * 9/1997 Waszkiewicz, III D11/155
D394,827 S * 6/1998 Ruthenberg D11/155
D444,735 S * 7/2001 Ratnayake D11/153
D453,124 S * 1/2002 Ratnaayake D11/153
6,419,103 B1 * 7/2002 Wang B65D 9/10
220/4.33
D480,326 S * 10/2003 Carlson D11/155
D552,319 S * 10/2007 Gusdorf D11/143
D574,118 S * 7/2008 Gusdorf D34/1
D578,929 S * 10/2008 White D11/155
D578,930 S * 10/2008 White D11/155
D579,375 S * 10/2008 White D11/155
7,565,766 B2 * 7/2009 Boylan A01G 9/02
47/39
D605,553 S * 12/2009 White D11/155

(Continued)
Primary Examiner — Elizabeth A. Albert
(74) *Attorney, Agent, or Firm* — Tsz Lung Yeung

(57) **CLAIM**
The ornamental design for a flower pot, as shown and described.

DESCRIPTION
FIG. 1 is a perspective view of a flower pot showing my new design;
FIG. 2 is a front view thereof;
FIG. 3 is a rear view thereof;
FIG. 4 is a right side view thereof;
FIG. 5 is a left side view thereof;
FIG. 6 is a top view thereof;
FIG. 7 is a bottom view thereof; and,
FIG. 8 is another perspective view thereof.
The broken lines in FIGS. 6 and 7 are included to show portions of the flower pot that form no part of the claimed design.

1 Claim, 8 Drawing Sheets



(56)

References Cited

U.S. PATENT DOCUMENTS

D630,548	S *	1/2011	Kaltman	D11/164
D631,782	S *	2/2011	White	D11/155
D631,783	S *	2/2011	White	D11/155
D649,728	S *	11/2011	Campbell	D34/1
D665,300	S *	8/2012	Pedersen	D11/155
D720,252	S *	12/2014	Burt	D11/144
9,003,700	B2 *	4/2015	Kumar	A47B 85/06 47/39
D735,602	S *	8/2015	Anderson	D11/155
D750,997	S *	3/2016	Pettigrew	D11/155
D765,890	S *	9/2016	Persaud	D26/9
D772,516	S *	11/2016	Burt	D11/144
9,510,518	B2 *	12/2016	Shein	A01G 9/02
D817,222	S *	5/2018	Thuma	D11/155
D820,151	S *	6/2018	Itzhak-Sigron	D11/155
D830,893	S *	10/2018	Thuma	D11/155
D870,593	S *	12/2019	Keeble	D11/155
D873,706	S *	1/2020	Couvillion	D11/155
D875,598	S *	2/2020	Pettigrew	D11/143
D875,599	S *	2/2020	Keeble	D11/155
D875,600	S *	2/2020	Saporiti	D11/155
D877,649	S *	3/2020	Pettigrew	D11/143
2005/0268548	A1 *	12/2005	Lovette	G09F 3/04 47/67
2010/0252557	A1 *	10/2010	Clements	B65F 1/06 220/495.06

* cited by examiner

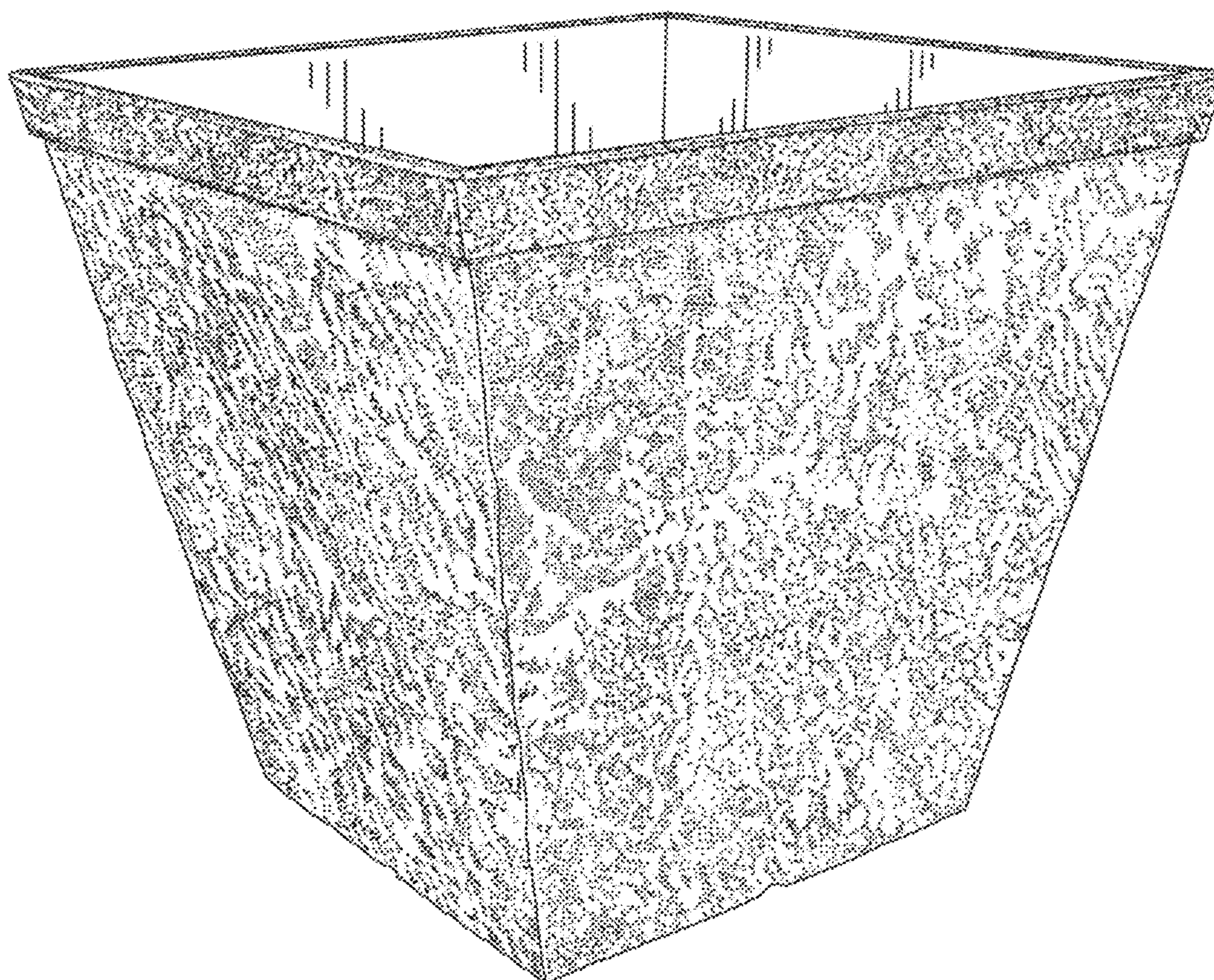


FIG. 1




FIG. 2




FIG. 3




FIG. 4




FIG. 5

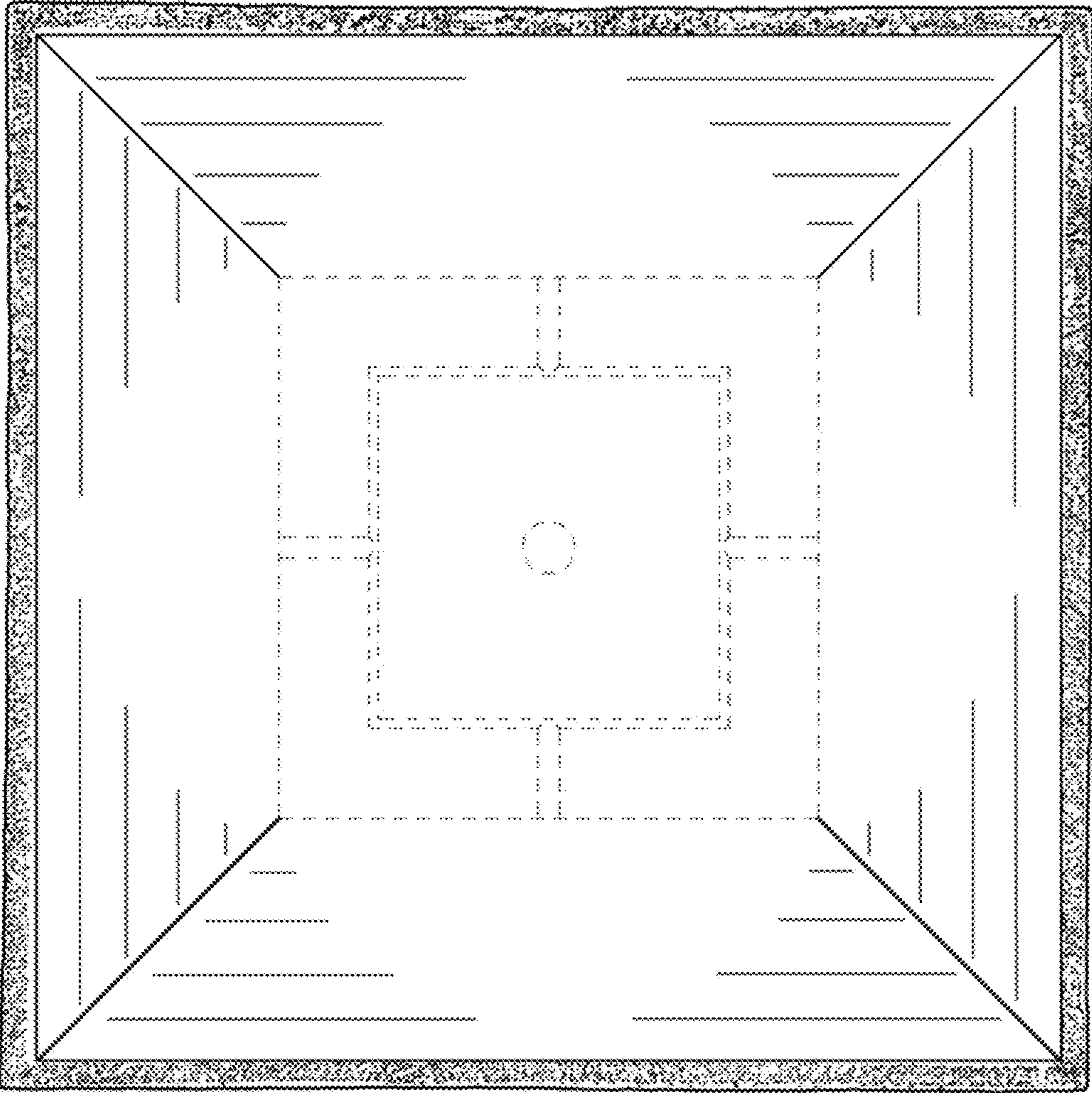


FIG. 6

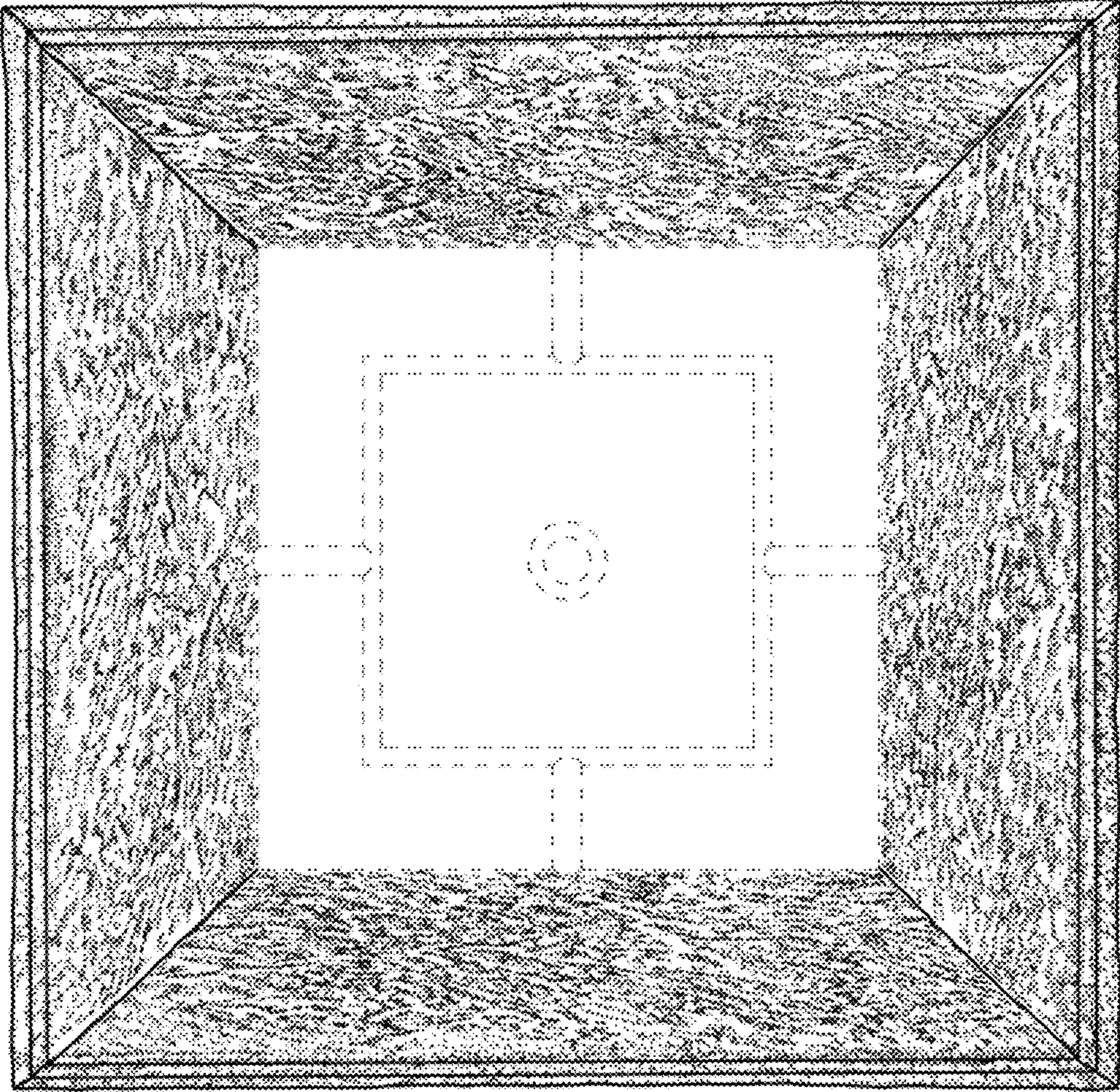


FIG. 7

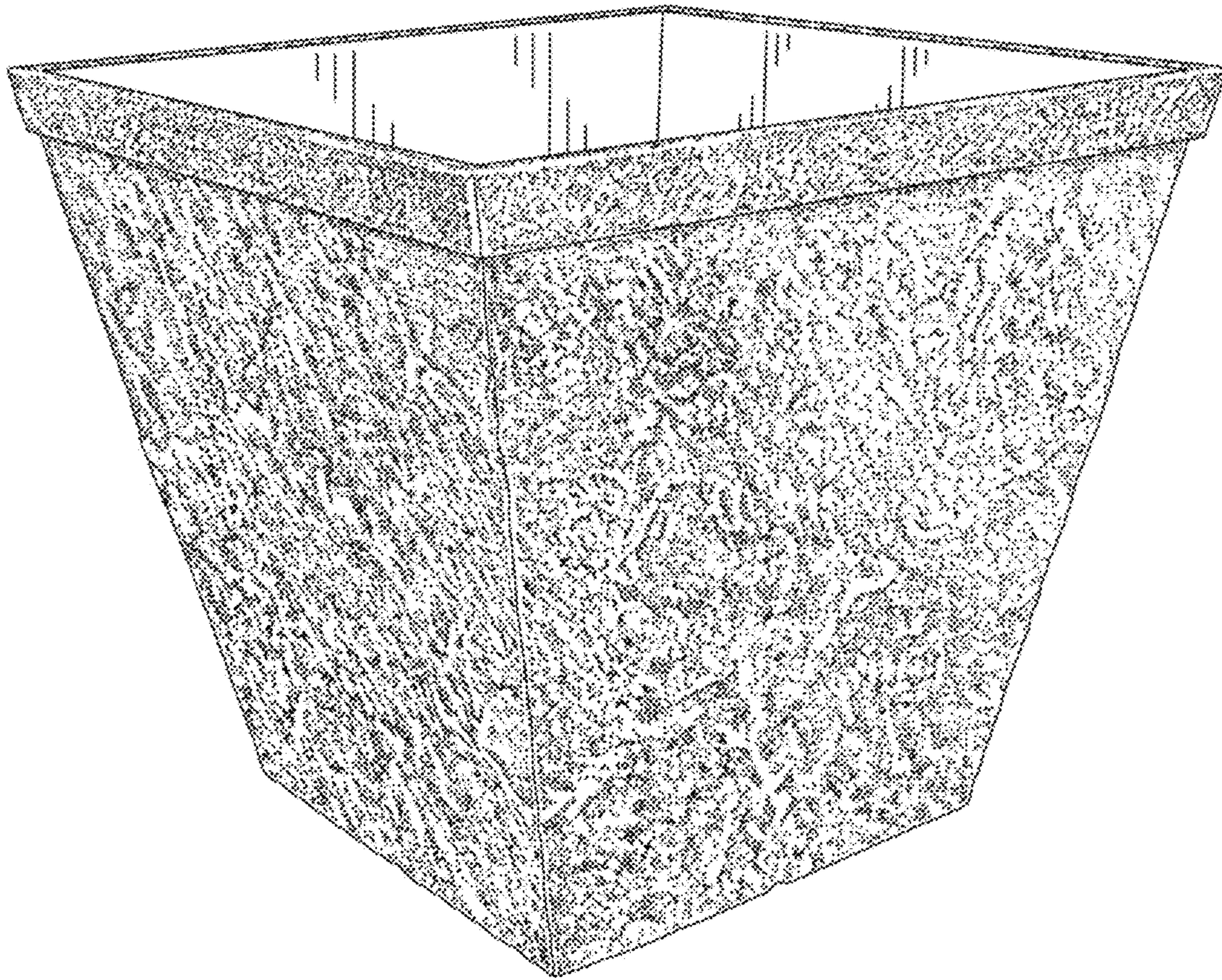


FIG. 8