



US00D911212S

(12) **United States Design Patent** (10) **Patent No.:** **US D911,212 S**
Tang (45) **Date of Patent:** **** Feb. 23, 2021**

(54) **FLOWER ORNAMENT**
(71) Applicant: **Susan Tang**, Mill Valley, CA (US)
(72) Inventor: **Susan Tang**, Mill Valley, CA (US)
(73) Assignee: **Susan Tang**, Mill Valley, CA (US)
(**) Term: **15 Years**
(21) Appl. No.: **29/696,448**
(22) Filed: **Jun. 27, 2019**
(51) **LOC (13) Cl.** **11-04**
(52) **U.S. Cl.**
USPC **D11/117; D11/121**
(58) **Field of Classification Search**
USPC D11/117, 121, 124, 125, 131, 132, 133,
D11/141, 142, 143, 144, 149, 157;
428/7, 8, 9, 11, 12, 15, 24
CPC A47G 33/00; A47G 33/08; A47G
2033/0827; B44C 5/00; B44C 5/02; B44C
5/04; B44C 5/06; B44C 7/00; A41G 1/00;
A41G 1/004
See application file for complete search history.

(56) **References Cited**
U.S. PATENT DOCUMENTS
D16,903 S * 9/1886 Bach D26/127
D39,902 S * 3/1909 Marlow D99/37
2,499,535 A * 3/1950 Spreen A47G 1/14
40/729
2,800,187 A * 7/1957 Lehder A47G 33/10
169/26
D225,921 S * 1/1973 William D2/608
3,728,201 A 4/1973 Stroehmer
3,760,460 A * 9/1973 Myers A45F 5/08
24/5
D230,288 S * 2/1974 Coffin D21/479
3,802,104 A * 4/1974 Wiley A47G 1/12
40/729
D232,236 S * 7/1974 La Borde D23/209

D232,237 S * 7/1974 La Borde D23/209
D232,238 S * 7/1974 La Borde D23/209
D232,571 S * 8/1974 Coffin D21/479
4,842,920 A * 6/1989 Banai B01J 19/30
428/184
5,458,930 A * 10/1995 Brown A47G 33/08
156/293
D367,437 S * 2/1996 Silvestri D11/117
D407,661 S * 4/1999 Dotterman D11/121
D407,662 S * 4/1999 Dotterman D11/121
D407,663 S * 4/1999 MacDonald D11/121
D407,664 S * 4/1999 Dotterman D11/121
D416,826 S * 11/1999 Newsome D11/121
D425,442 S * 5/2000 Sims D11/121
D427,936 S * 7/2000 Reif D11/121
D435,803 S * 1/2001 Viele D11/121
(Continued)

OTHER PUBLICATIONS


Martha Stewart, Holiday Card Ornaments, Holiday Handmade Gifts, 2007, p. 94.
Primary Examiner — Elizabeth J Oswecki
(74) *Attorney, Agent, or Firm* — Ballard Spahr, LLP

(57) **CLAIM**
The ornamental design for a flower ornament, as shown and described.

DESCRIPTION

FIG. 1 is a perspective view of a flower ornament showing my new design;
FIG. 2 is a top plan view thereof, the bottom plan view being identical; and,
FIG. 3 is a front elevation view thereof, the rear elevation view, left side elevation view and right side elevation view being identical.
The broken line images shown in FIGS. 1-3 are superimposed on the surface of the flower ornament and form no part of the claimed design.

1 Claim, 3 Drawing Sheets



(56)

References Cited

U.S. PATENT DOCUMENTS

6,399,167 B1 * 6/2002 Lewis, Jr. A47G 33/08
428/11
6,439,723 B1 * 8/2002 Tano G03B 21/00
353/15
D491,484 S * 6/2004 Tyler D11/121
6,792,709 B1 * 9/2004 Fine A47G 1/0616
40/720
6,854,871 B1 * 2/2005 Morton A47G 33/08
362/238
D538,029 S * 3/2007 Knoepke D11/121
D549,889 S * 8/2007 Winkler D30/160
D585,783 S * 2/2009 Chen D11/117
D614,989 S * 5/2010 Nakamura D11/121
D698,690 S * 2/2014 McHenry D11/121
D725,205 S * 3/2015 Rub D21/707
D867,196 S * 11/2019 Beyrich D11/1

* cited by examiner

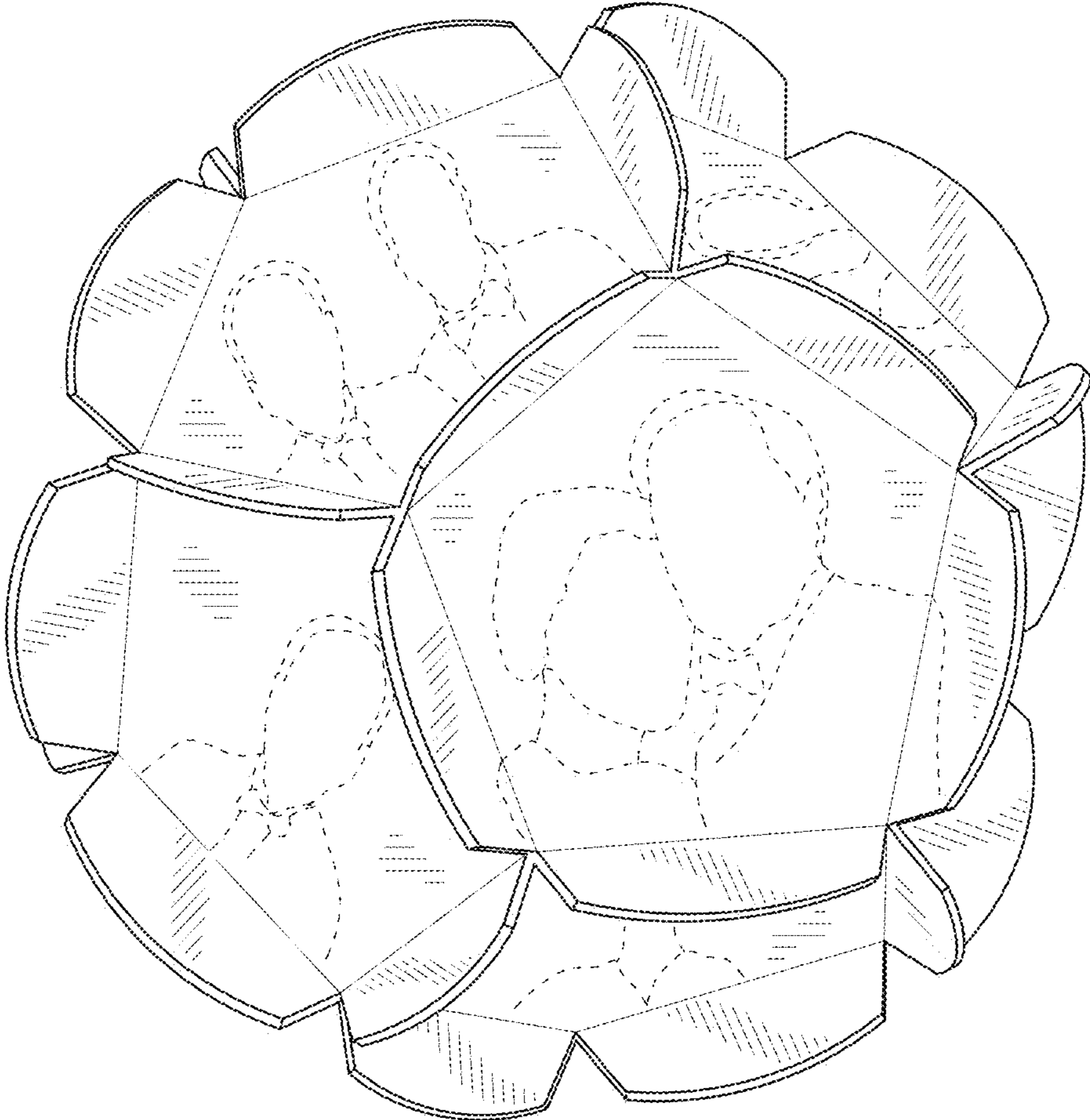


FIG. 1




FIG. 2

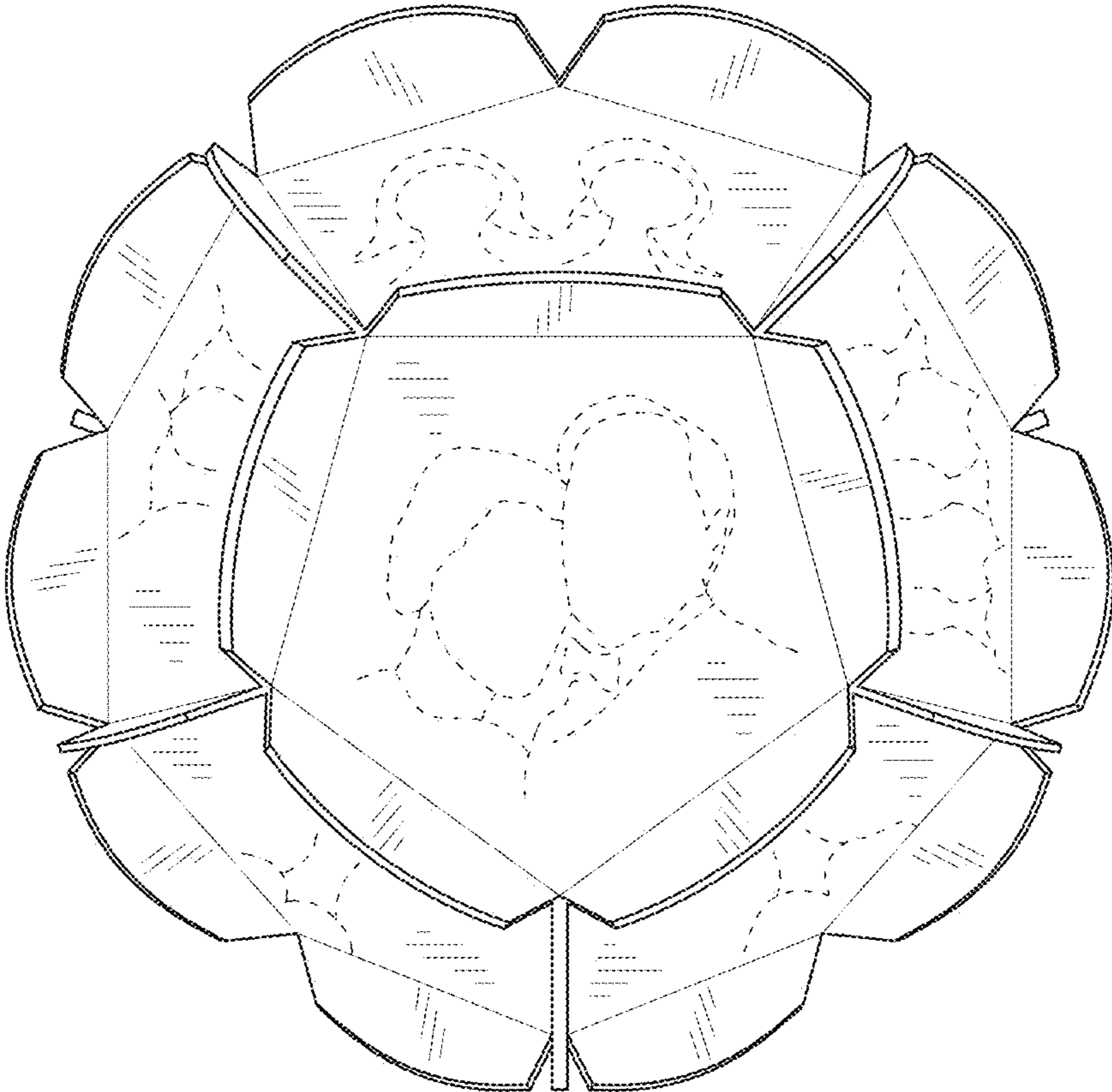


FIG. 3