



US00D911201S

(12) **United States Design Patent** (10) **Patent No.:** **US D911,201 S**
Lasserre (45) **Date of Patent:** **** Feb. 23, 2021**

(54) **DIAL**
(71) Applicant: **Harry Winston SA**, Plan-les-Ouates (CH)
(72) Inventor: **Christophe Lasserre**, Plan-les-Ouates (CH)

D342,214 S * 12/1993 Tsukada D10/125
D527,286 S * 8/2006 Calvani D10/39
D756,394 S * 5/2016 Kim D14/486
D795,117 S * 8/2017 Monachon D10/126
D797,592 S * 9/2017 Abdourahim D10/123
D821,243 S * 6/2018 Usadel D10/126
D829,587 S * 10/2018 Lasserre D10/125

(73) Assignee: **Harry Winston SA**, Plan-les-Ouates (CH)

FOREIGN PATENT DOCUMENTS

(**) Term: **15 Years**

CN 201730402222 * 8/2017
JP D2014-19922 * 9/2014

(21) Appl. No.: **29/699,243**

* cited by examiner

(22) Filed: **Jul. 24, 2019**

Primary Examiner — Sheryl Lane

Assistant Examiner — Samantha N Wood

(30) **Foreign Application Priority Data**

(74) *Attorney, Agent, or Firm* — Blank Rome LLP

Jan. 30, 2019 (WO) DM/200690

(51) **LOC (13) Cl.** **10-07**

(57) **CLAIM**

(52) **U.S. Cl.**

USPC **D10/125**

The ornamental design for a dial, as shown and described.

(58) **Field of Classification Search**

USPC D10/30, 31, 32, 33, 34, 35, 36, 37, 38,
D10/39, 122, 123, 124, 125, 126, 128

CPC G04B 19/00; G04B 19/06; G04B 19/065;
G04B 19/08; G04B 19/106; G04B 19/16;
G04B 19/12; G04B 19/18; G04B 19/025;
G04B 19/103; G04B 19/166; G04B
19/20; G04B 19/223

See application file for complete search history.

DESCRIPTION

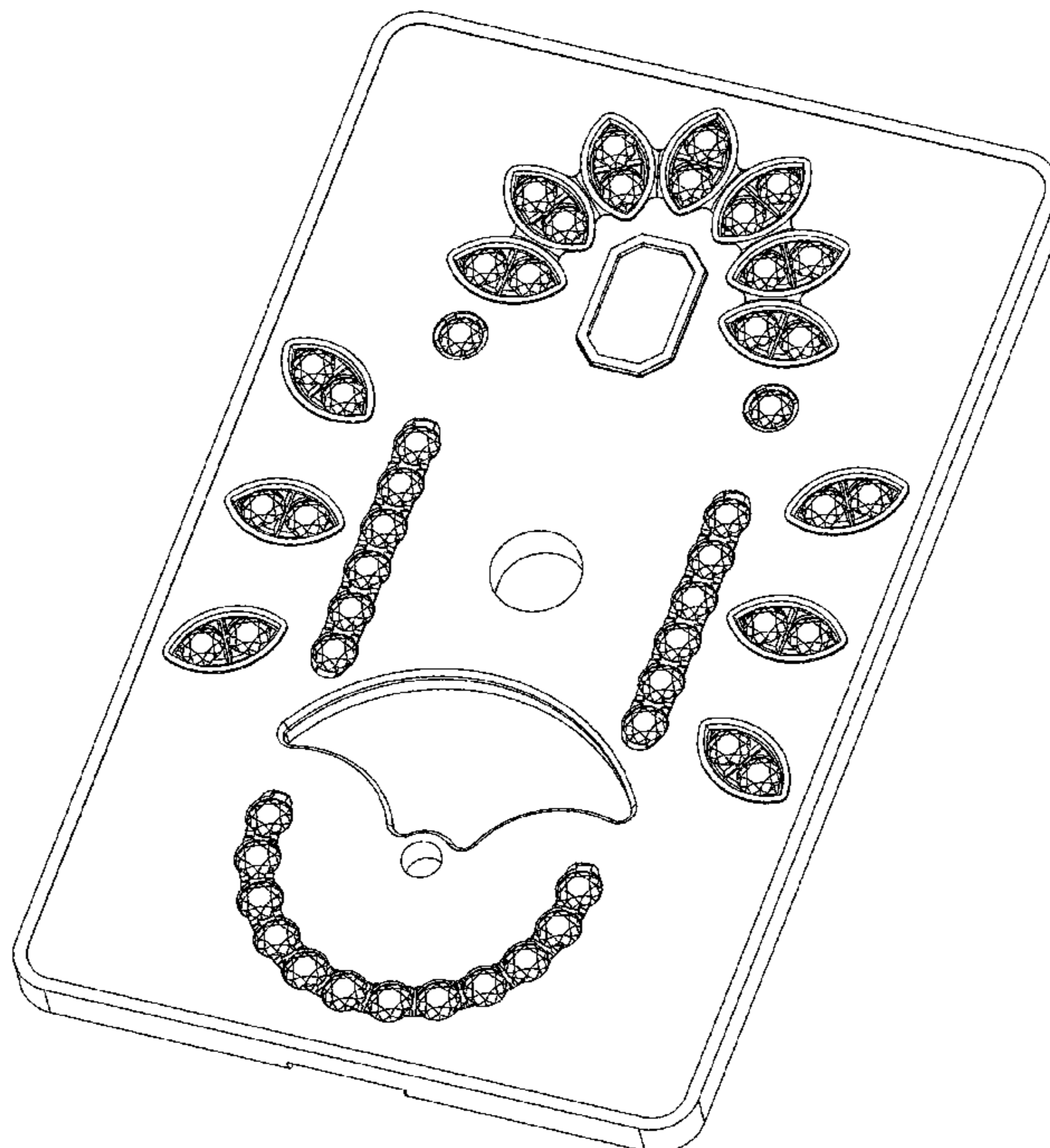
FIG. 1 is a front view of a dial of the present design;
FIG. 2 is a rear view thereof;
FIG. 3 is a left side view thereof;
FIG. 4 is a right side view thereof;
FIG. 5 is a top view thereof;
FIG. 6 is a bottom view thereof; and
FIG. 7 is a front perspective view thereof; and,
FIG. 8 is a rear perspective view thereof.

(56) **References Cited**

U.S. PATENT DOCUMENTS

D250,750 S * 1/1979 Perrin D10/39
D258,725 S * 3/1981 Hocq D10/22

1 Claim, 8 Drawing Sheets



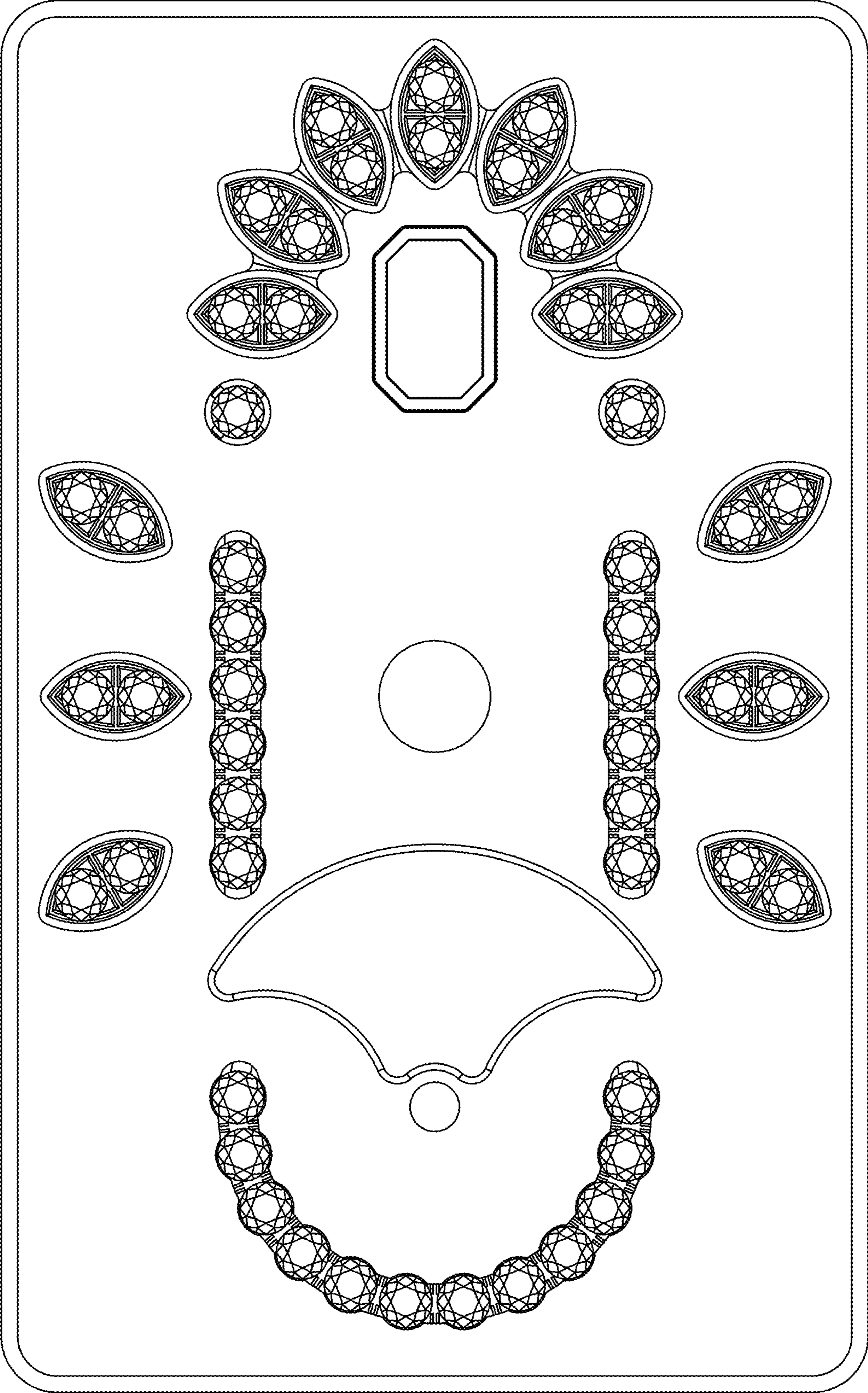


FIG. 1

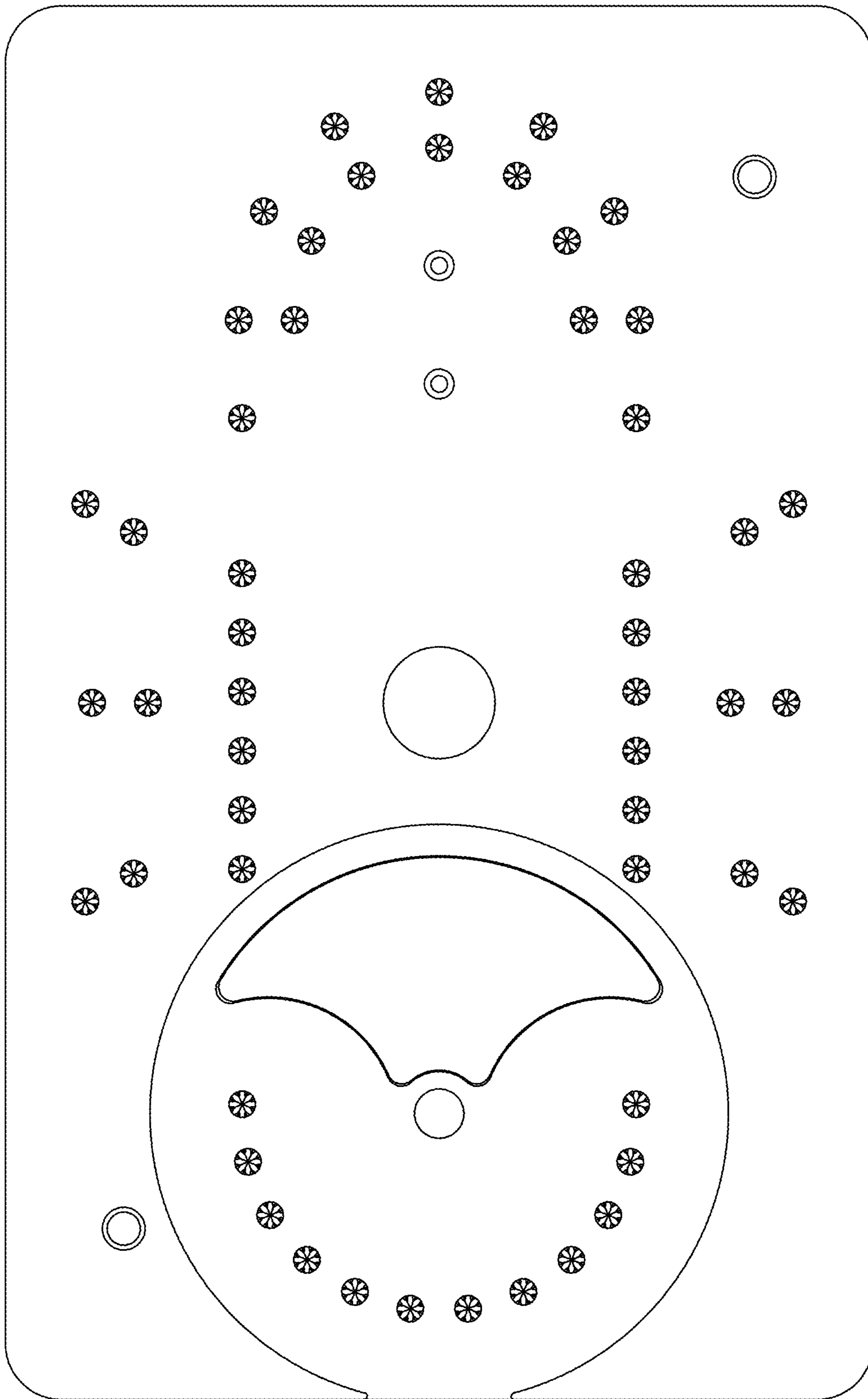


FIG. 2




FIG. 3




FIG. 4



FIG. 5

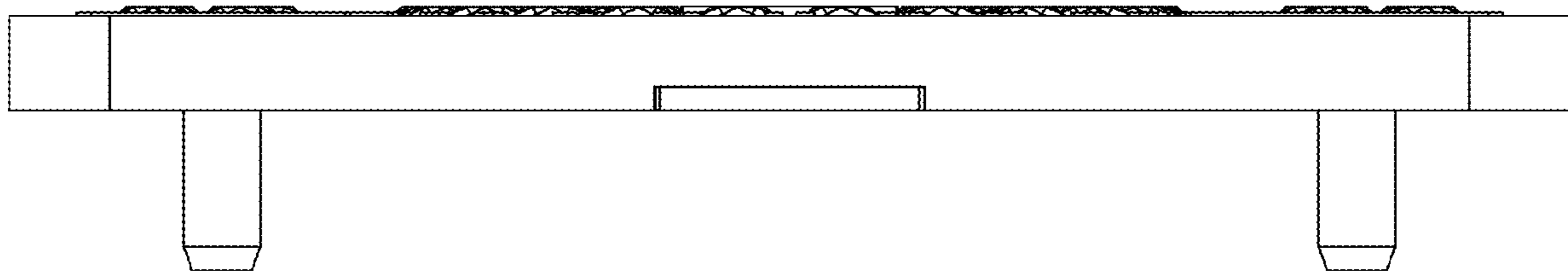


FIG. 6

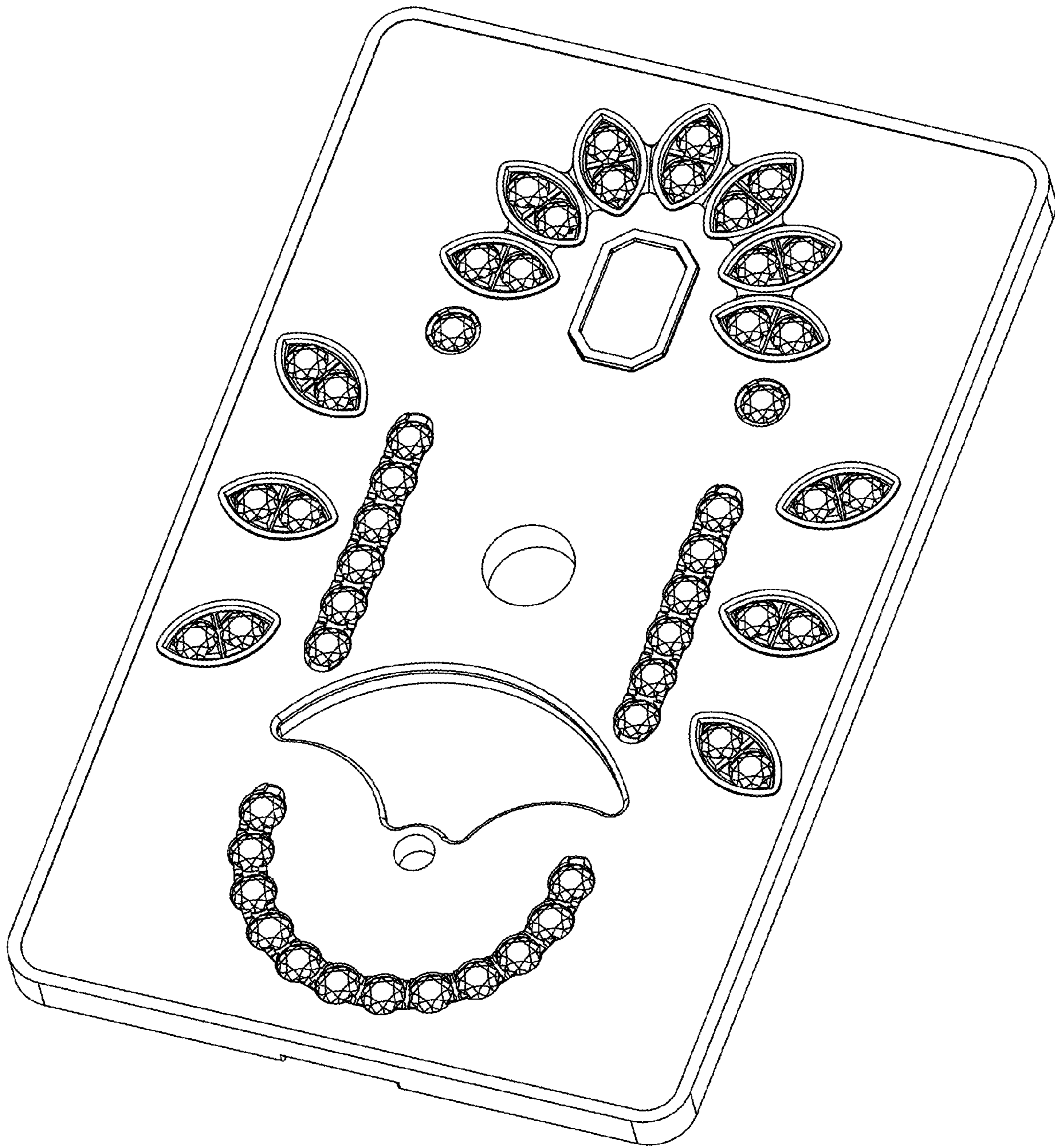


FIG. 7

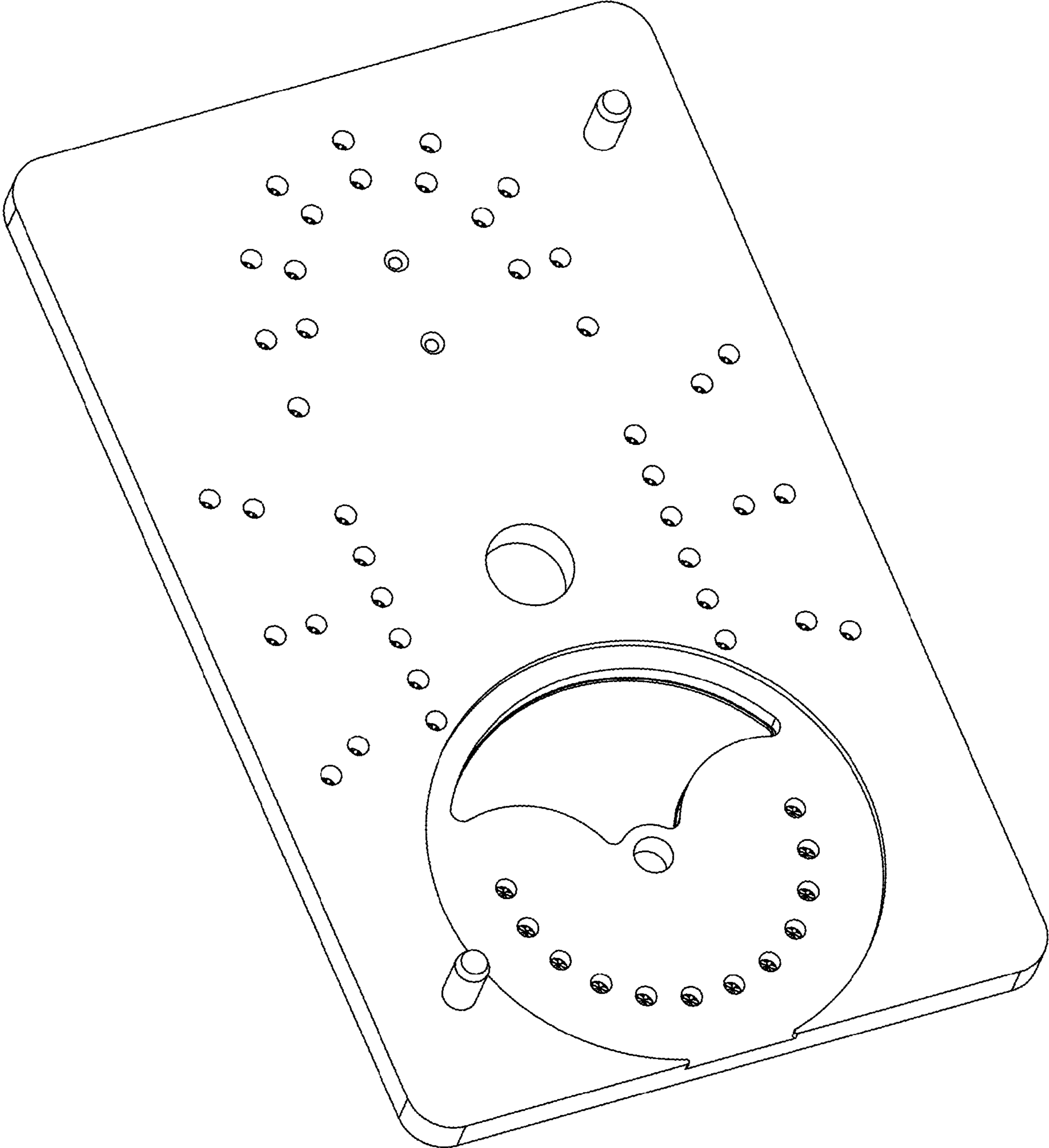


FIG. 8