



US00D911186S

(12) **United States Design Patent** (10) **Patent No.:** **US D911,186 S**
Rana (45) **Date of Patent:** **** Feb. 23, 2021**

- (54) **PACK FOR PASTA**
- (71) Applicant: **PASTIFICIO RANA S.P.A.**, San Giovanni Lupatoto (IT)
- (72) Inventor: **Giovanni Rana**, San Giovanni Lupatoto (IT)
- (73) Assignee: **PASTIFICIO RANA S.P.A.**, San Giovanni Lupatoto (IT)
- (**) Term: **15 Years**
- (21) Appl. No.: **29/708,000**
- (22) Filed: **Oct. 2, 2019**

- D468,196 S 1/2003 Graham
- D470,405 S 2/2003 Knoerzer et al.
- D496,263 S 9/2004 Chen
- D507,754 S 7/2005 Lucas et al.
- D509,751 S 9/2005 Risgalla
- D545,688 S 7/2007 Donovan
- 7,371,008 B2 5/2008 Bonenfant
- D580,779 S 11/2008 Hartwell et al.
- D602,376 S 10/2009 Coulson
- D617,654 S 6/2010 Tawinsook
- D626,861 S 11/2010 Hofman
- D630,522 S 1/2011 Harvey et al.
- D640,566 S 6/2011 Norlin et al.
- D643,745 S 8/2011 Hartley
- D658,505 S 5/2012 Garneau
- D668,550 S 10/2012 Roumell
- D673,460 S 1/2013 Lee
- D680,874 S 4/2013 Kim et al.
- D686,084 S 7/2013 Rana
- D688,565 S 8/2013 Bohmke et al.
- D692,315 S 10/2013 Bohmke et al.

Related U.S. Application Data

- (63) Continuation of application No. 29/612,030, filed on Jul. 27, 2017, now Pat. No. Des. 867,157.
- (51) **LOC (13) Cl.** **09-05**
- (52) **U.S. Cl.**
USPC **D9/707**
- (58) **Field of Classification Search**
USPC D3/270, 271.1–271.4; D7/510, 514–520, D7/599, 604, 613, 619.2, 623, 628; D9/600, 643–647, 702, 705–710, 756; 206/457, 459.5, 527; 215/381–384, 400
CPC B65D 5/42; B65D 5/4258; B65D 81/60; B65D 81/365; B65D 81/366; B65D 81/368; B65D 2203/00; B65D 2203/02; B65D 37/00; B65D 77/00; B65D 97/00; B65D 31/10; A63H 33/16
See application file for complete search history.

(56) **References Cited**

U.S. PATENT DOCUMENTS

- 4,795,271 A 1/1989 Lane, Jr. et al.
- 4,810,844 A 3/1989 Anderson
- D414,407 S 9/1999 Simburger et al.

Primary Examiner — Sandra L Morris
(74) *Attorney, Agent, or Firm* — Pearne & Gordon LLP

(57) **CLAIM**

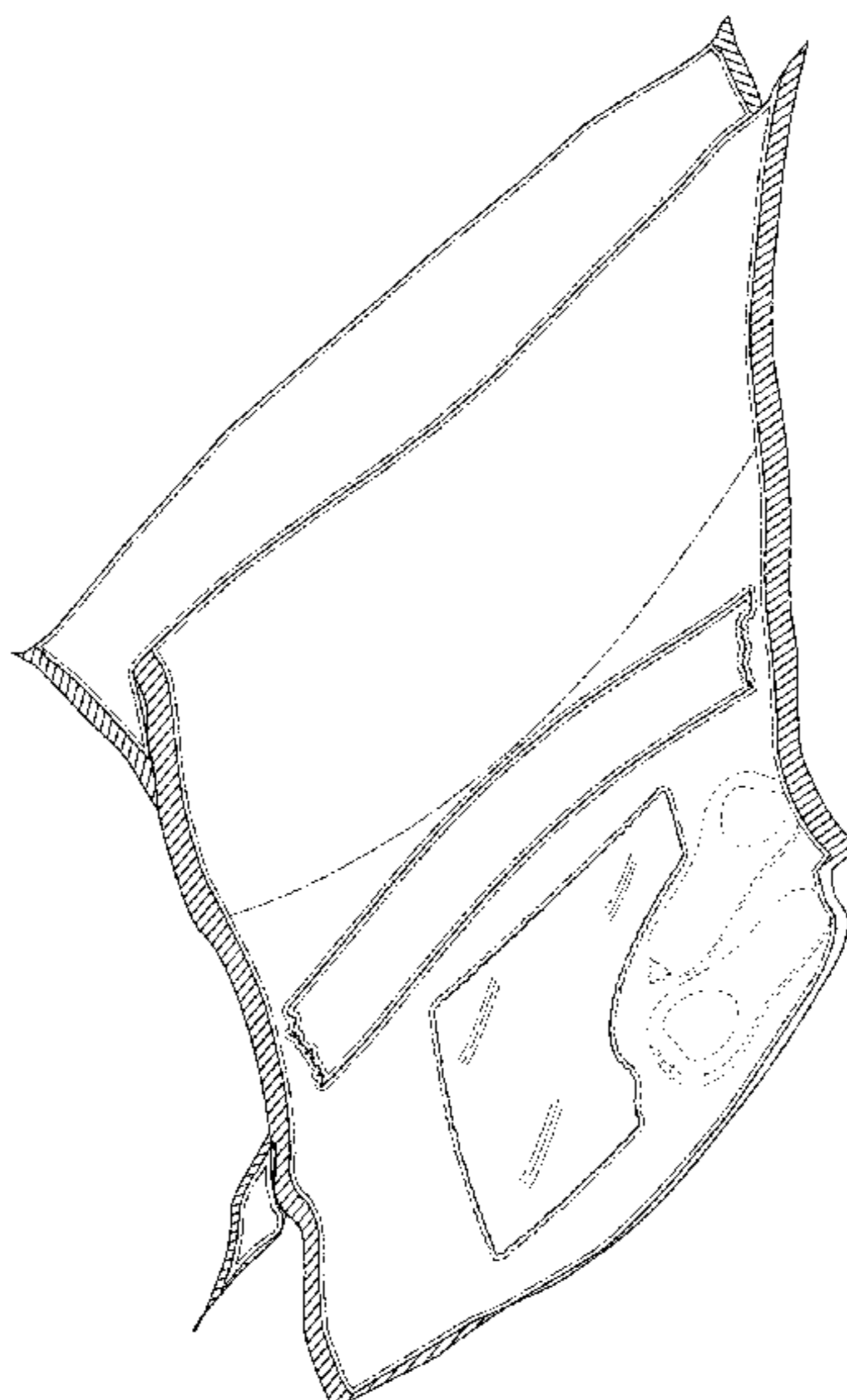
The ornamental design for a pack for pasta, as shown and described.

DESCRIPTION

FIG. 1 is a perspective view of a pack for pasta, showing my new design;
 FIG. 2 is a top view thereof;
 FIG. 3 is a bottom view thereof;
 FIG. 4 is a front view thereof;
 FIG. 5 is a back view thereof;
 FIG. 6 is a left side view thereof; and,
 FIG. 7 is a right side view thereof.

The uneven length broken lines illustrate boundaries of unclaimed subject matter and form no part of the claimed design. The even length broken lines illustrate portions of the pack for pasta that form no part of the claimed design.

1 Claim, 7 Drawing Sheets



(56)

References Cited

U.S. PATENT DOCUMENTS

D692,318 S	10/2013	Brewster et al.
8,858,077 B2	10/2014	Shepard
D732,973 S	6/2015	Rana
D739,191 S	9/2015	Rana
D741,196 S	10/2015	Rana
D767,406 S	9/2016	Kennedy et al.
D799,983 S	10/2017	Haughton et al.
2012/0070106 A1	3/2012	Camargo-Parodi et al.

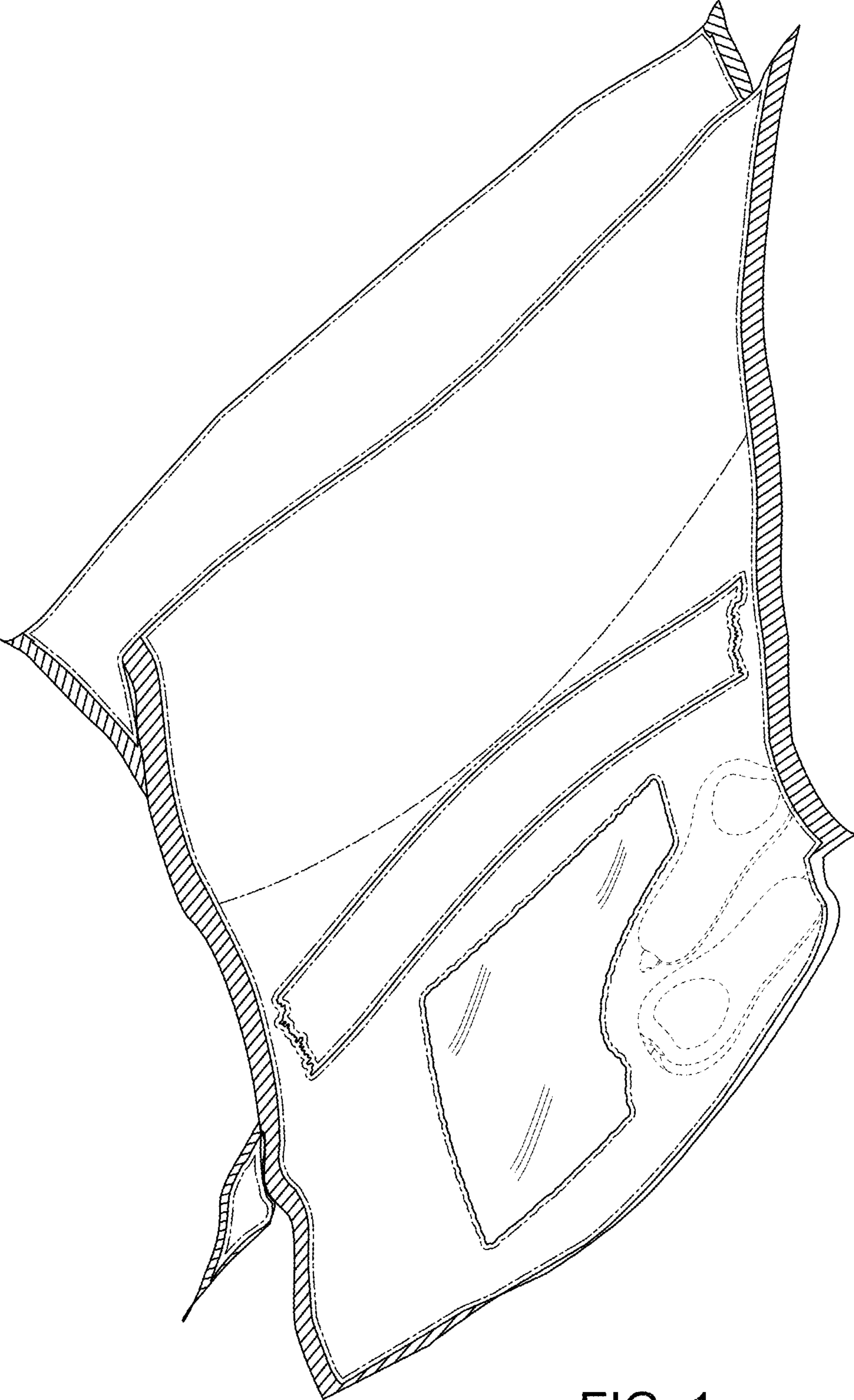


FIG. 1

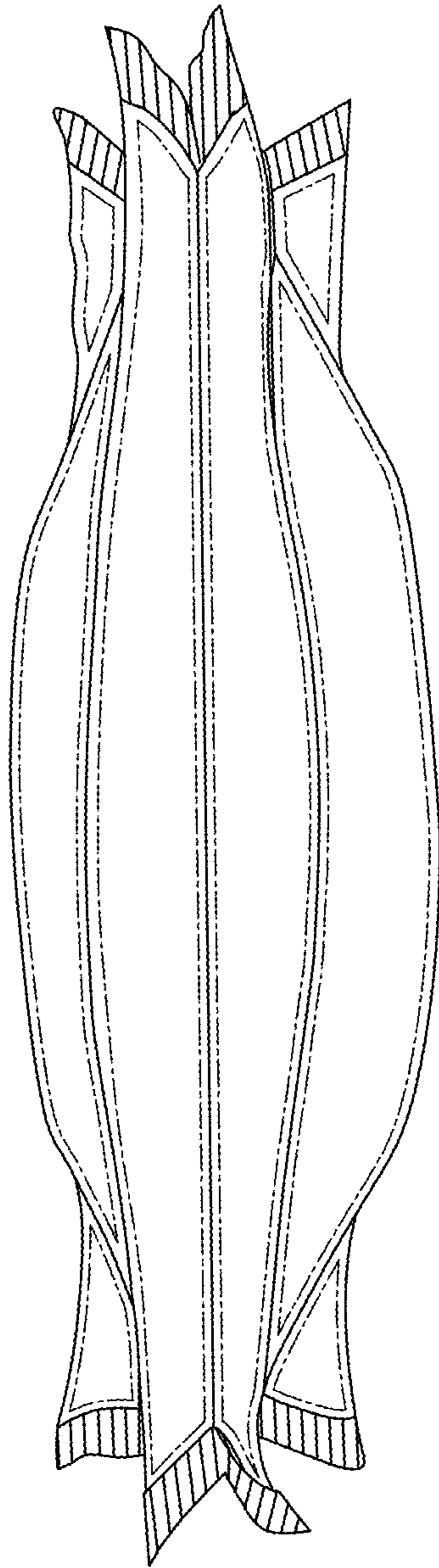


FIG. 2

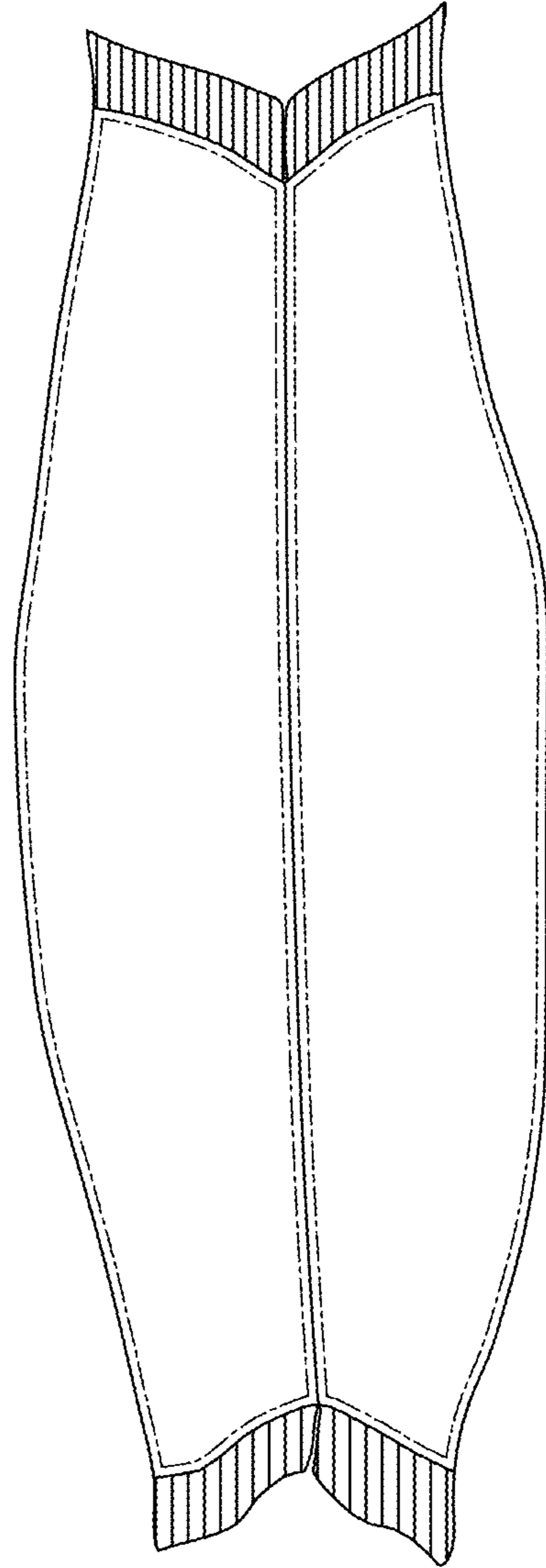


FIG. 3

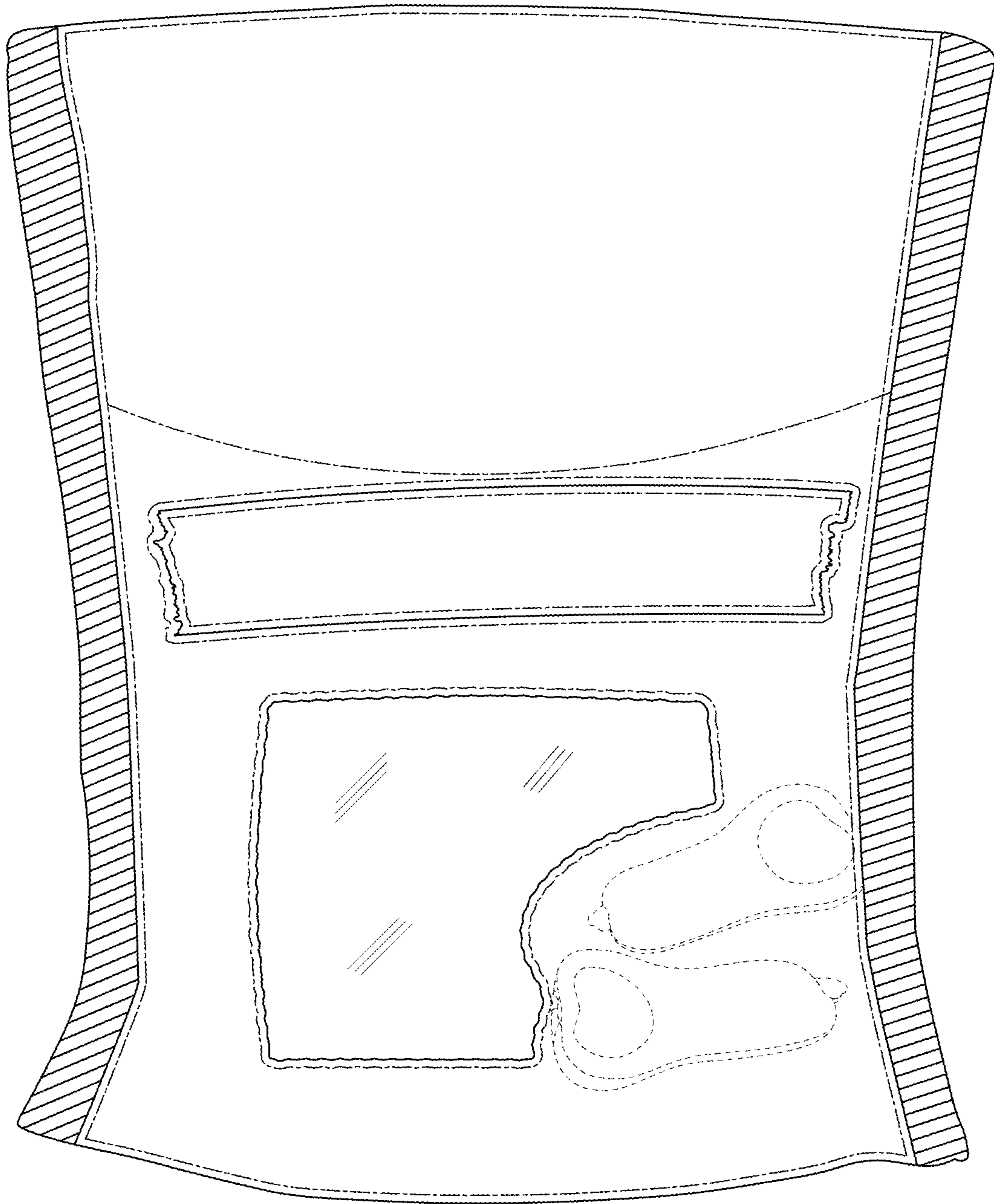


FIG. 4

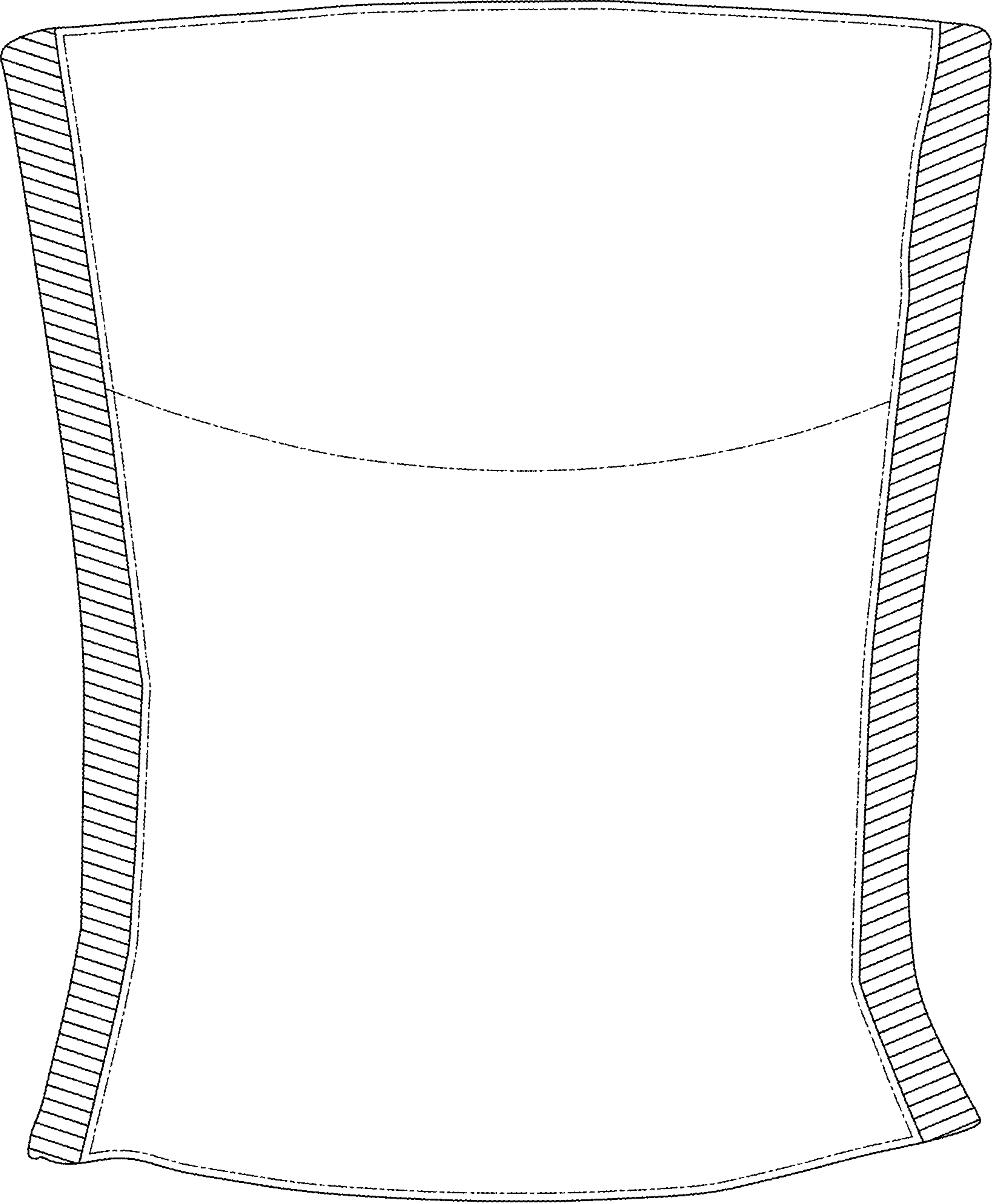


FIG. 5

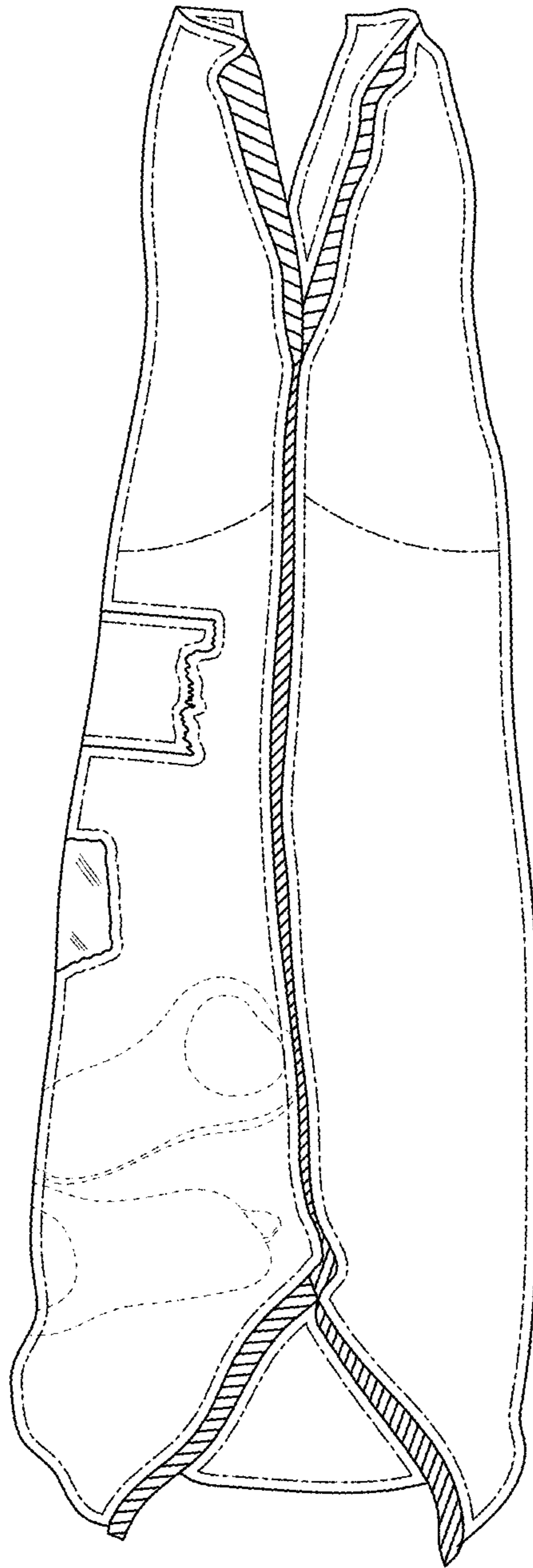


FIG. 6

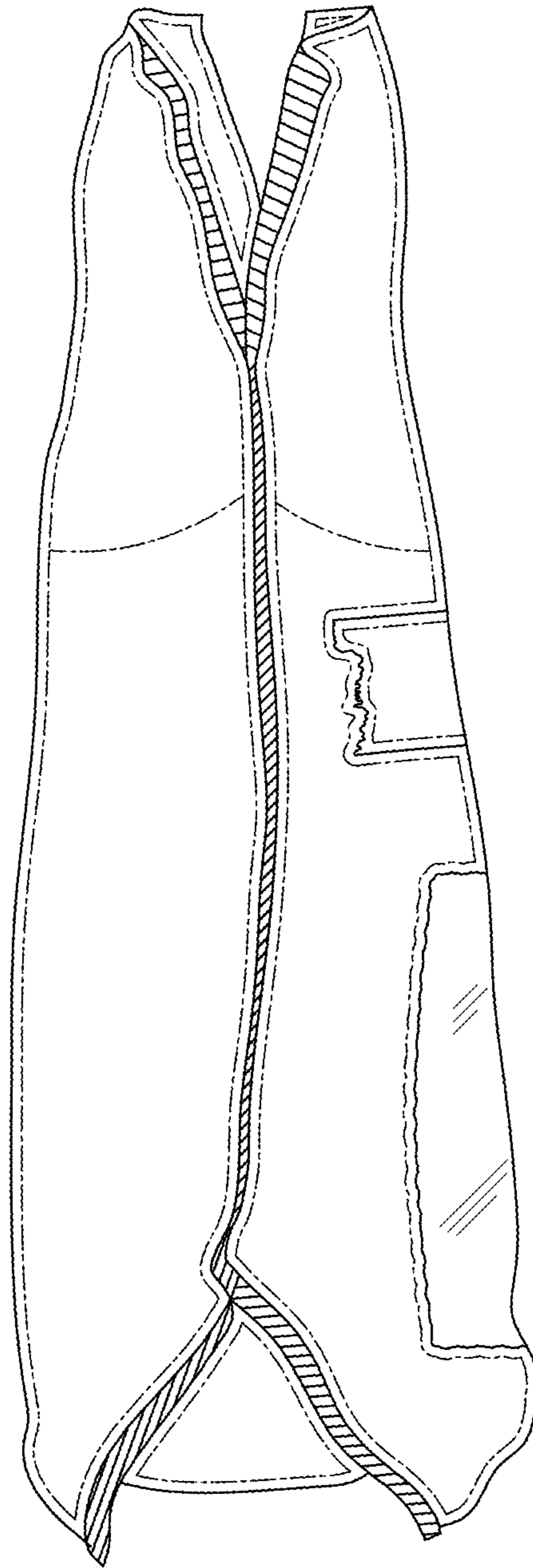


FIG. 7