



US00D911175S

(12) **United States Design Patent**
Lauret

(10) **Patent No.:** **US D911,175 S**
(45) **Date of Patent:** **** Feb. 23, 2021**

- (54) **BOTTLE**
- (71) Applicant: **Saverglass**, Feuquieres (FR)
- (72) Inventor: **Richard Lauret**, Viennes-en-Arthies (FR)
- (73) Assignee: **Saverglass**, Feuquieres (FR)
- (**) Term: **15 Years**
- (21) Appl. No.: **29/670,176**
- (22) Filed: **Nov. 14, 2018**

D548,085 S *	8/2007	Paalma	D9/500
7,287,656 B2 *	10/2007	Guilford, III	A61J 9/00
				215/11.1
D564,883 S *	3/2008	Rica	D9/500
D602,358 S *	10/2009	Eisen	D9/500
D602,360 S *	10/2009	Eisen	D9/500
D675,098 S *	1/2013	Gonzalez Rodriguez	D9/500
D678,068 S *	3/2013	Huang	D9/500
D691,475 S *	10/2013	Potts	D9/500
D826,051 S *	8/2018	Lauret	D9/500
D856,808 S *	8/2019	Rowell	D9/500
D871,909 S *	1/2020	Lauret	D9/500
D871,910 S *	1/2020	Lauret	D9/500
2016/0158712 A1 *	6/2016	Smith	B01F 3/04751
				426/115

(30) **Foreign Application Priority Data**

- Jul. 3, 2018 (EM) 005384518
- (51) **LOC (13) Cl.** **09-01**
- (52) **U.S. Cl.**
USPC **D9/500; D9/520**
- (58) **Field of Classification Search**
USPC D9/434, 500, 502-505, 516, 520, 530,
D9/537, 539, 544-545, 549, 558, 715,
D9/719; D7/300, 300.1, 598
CPC B65D 1/00; B65D 1/02; B65D 1/0223;
B65D 1/023; B65D 23/00; B65D
2501/00; B65D 2501/0009
See application file for complete search history.

(56) **References Cited**

U.S. PATENT DOCUMENTS

- 59,687 A * 11/1866 Waldstein et al. F25D 3/00
215/6
- D215,701 S * 10/1969 Vignelli D9/520
- D326,811 S * 6/1992 Messer D9/500
- D449,531 S * 10/2001 Cooley D9/500

* cited by examiner

Primary Examiner — Dana Meyrow

(74) *Attorney, Agent, or Firm* — Banner & Witcoff, Ltd.

(57) **CLAIM**

The ornamental design for a bottle, as shown and described.

DESCRIPTION

FIG. 1 is a front view of a bottle showing my new design; the rear, right side, and left side views being identical thereto;

FIG. 2 is a top view thereof with details of the bottom portion omitted for clarity purposes;

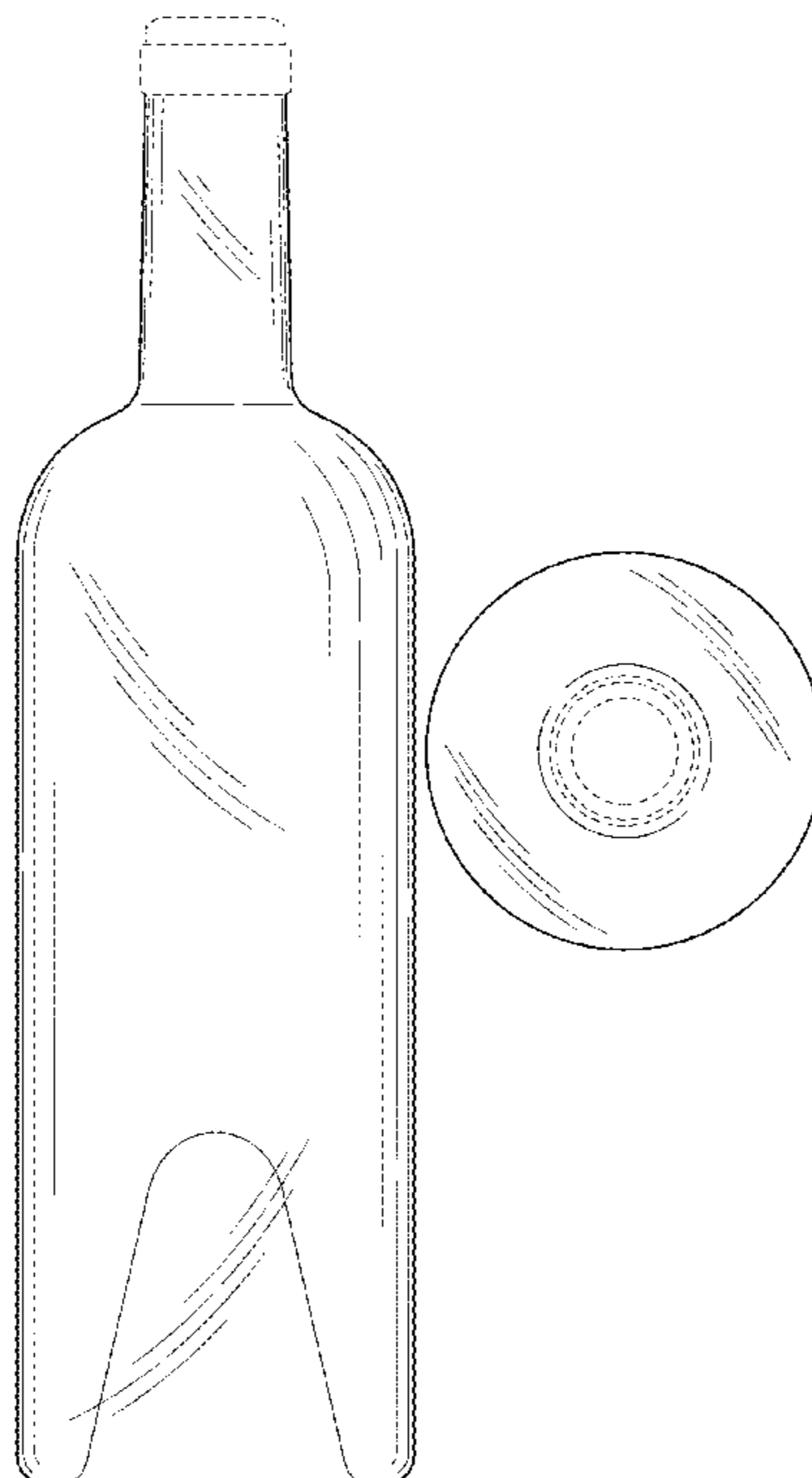
FIG. 3 is a bottom view thereof with details of the spout omitted for clarity purposes; and,

FIG. 4 is a perspective view thereof.

The broken lines depicting the lip of the bottle show form no part of the claimed design.

The inner surfaces of the bottle form no part of the claimed design.

1 Claim, 2 Drawing Sheets



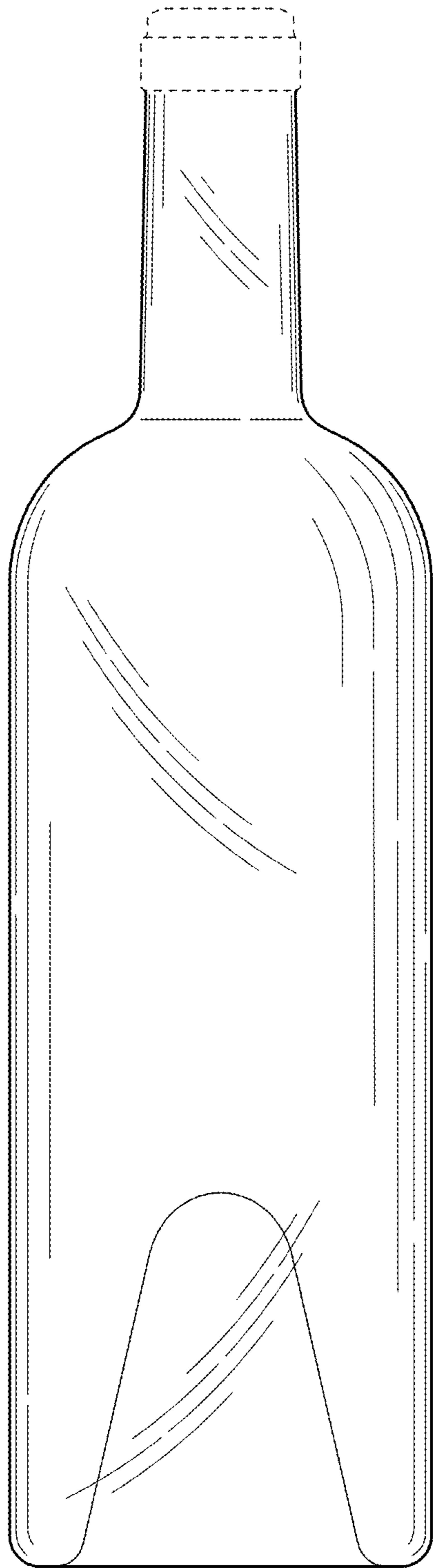


FIG. 1

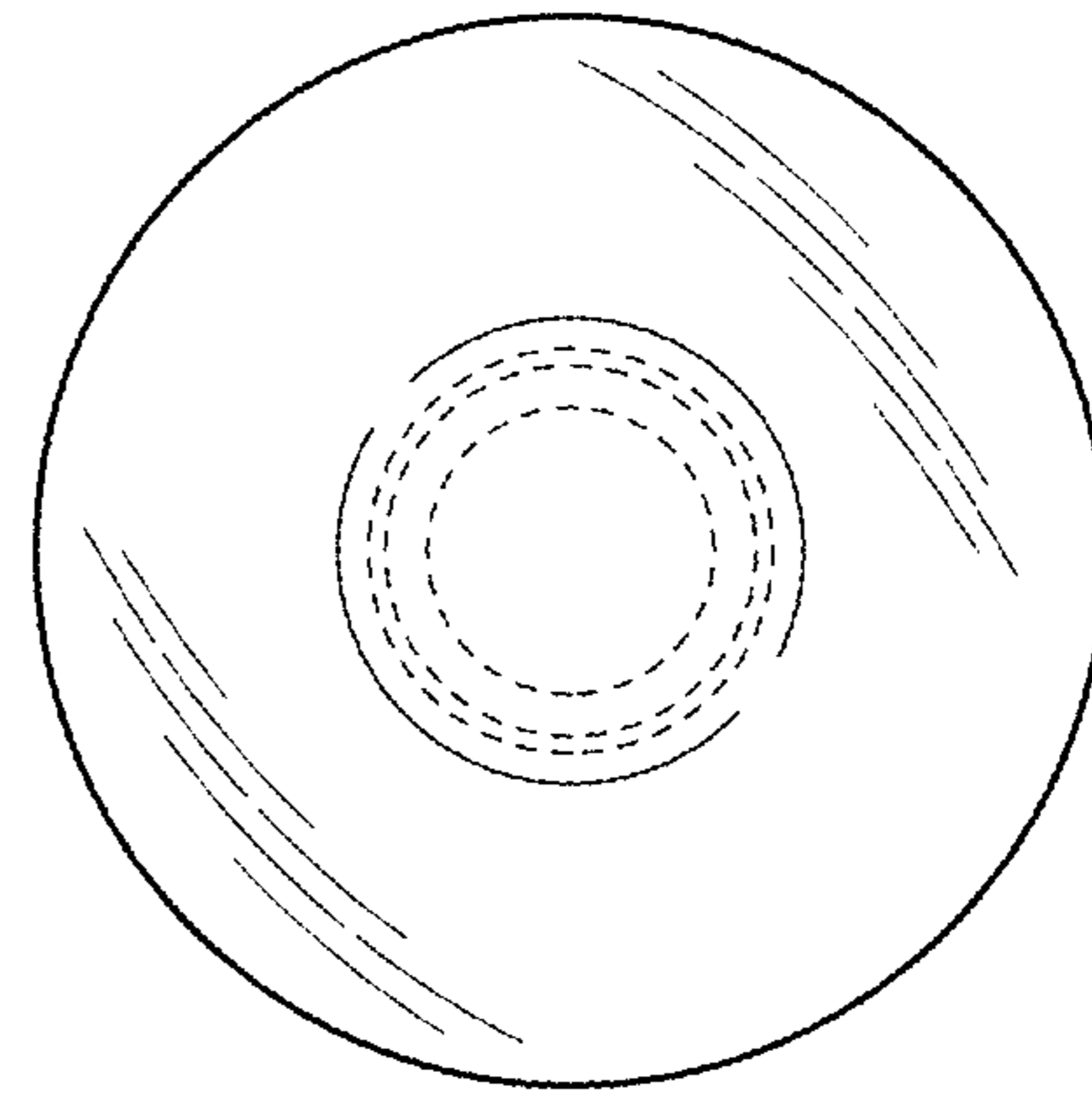


FIG. 2

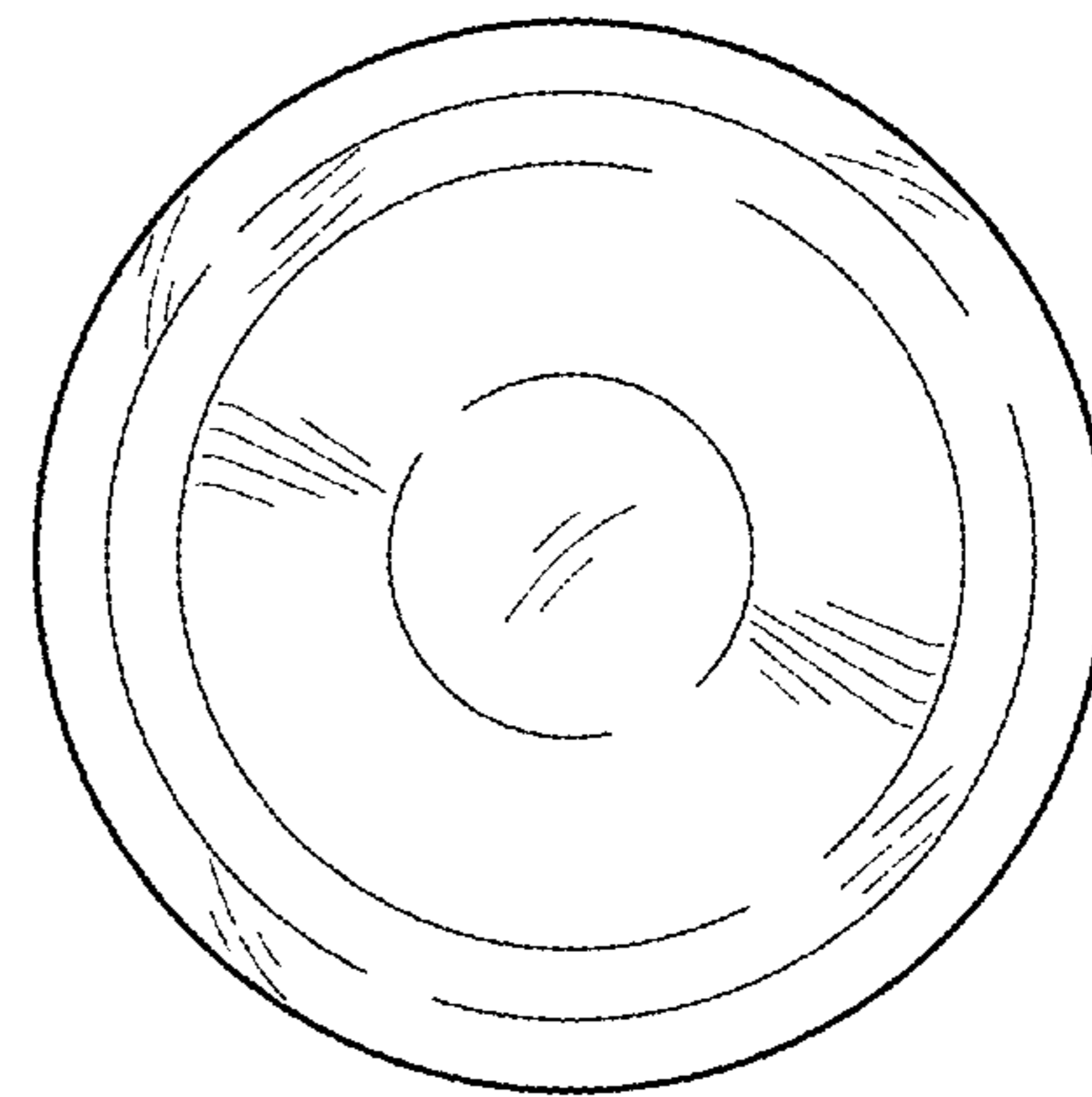


FIG. 3

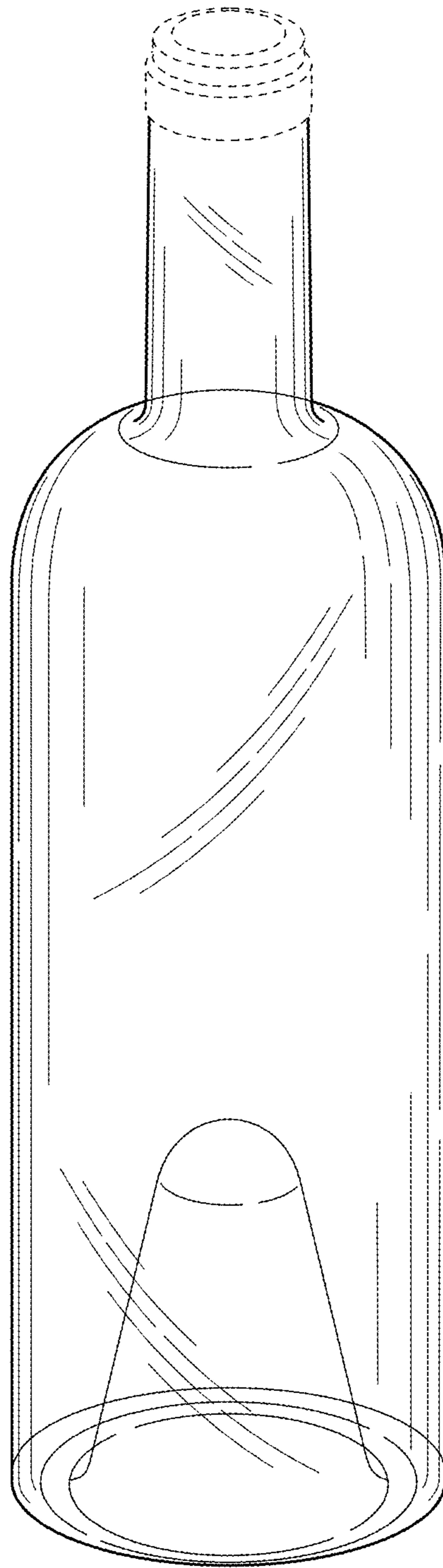


FIG. 4