



US00D911152S

(12) **United States Design Patent**
Power, II et al.

(10) **Patent No.:** **US D911,152 S**

(45) **Date of Patent:** **** Feb. 23, 2021**

(54) **TREE MOUNTABLE STRAP AND GEAR HOLDER**

(71) Applicant: **Tethrd LLC**, Carver, MN (US)

(72) Inventors: **Walter Ernest Power, II**, Jordan, MN (US); **Gregory Alan Godfrey**, Richmond Hill, GA (US); **Carl Eugene Kossuth, III**, Jordan, MN (US)

(**) Term: **15 Years**

(21) Appl. No.: **29/707,939**

(22) Filed: **Oct. 2, 2019**

(51) **LOC (13) Cl.** **09-06**

(52) **U.S. Cl.**
USPC **D8/356**

(58) **Field of Classification Search**
USPC D8/354, 356, 349; 211/119.02
CPC ... F16B 2/00; F16B 2/08; A63B 27/00; F16M 13/022; A01M 31/02
See application file for complete search history.

(56) **References Cited**

U.S. PATENT DOCUMENTS

- 2,985,480 A * 5/1961 Otley B66C 1/18
294/74
- 3,999,752 A * 12/1976 Kupperman A63B 21/154
482/131
- 4,025,100 A * 5/1977 Bridgehouse B66C 1/18
294/74
- 5,688,011 A * 11/1997 Gulley B66C 1/105
294/74
- D454,235 S * 3/2002 Kaplan D30/153
- 6,353,946 B1 * 3/2002 Steiner A45B 3/00
5/120
- 6,357,551 B1 * 3/2002 Bogardus E06C 1/56
182/190
- D573,381 S * 7/2008 Pinholster, Jr. D6/387

- D654,231 S * 2/2012 Clayton D30/153
- D661,175 S * 6/2012 Dahl D8/349
- D695,470 S * 12/2013 Reed D30/153
- 8,628,488 B2 * 1/2014 Serola A61F 5/34
602/75
- D712,555 S * 9/2014 Berg D24/190
- 9,003,579 B1 * 4/2015 Pinholster, Jr. A45F 3/22
5/120
- 9,022,908 B2 * 5/2015 Crowell A63B 21/0555
482/121
- D733,525 S * 7/2015 Petzl D8/349
- D741,145 S * 10/2015 Petzl D8/349
- D747,176 S * 1/2016 Petzl D8/349
- D753,470 S * 4/2016 Paladino D8/367
- D760,503 S * 7/2016 Arguelles D6/315
- 9,630,043 B2 * 4/2017 Foster A63B 21/0023
- 9,907,389 B2 * 3/2018 Conlin A45F 3/24

(Continued)

Primary Examiner — Cynthia R Underwood

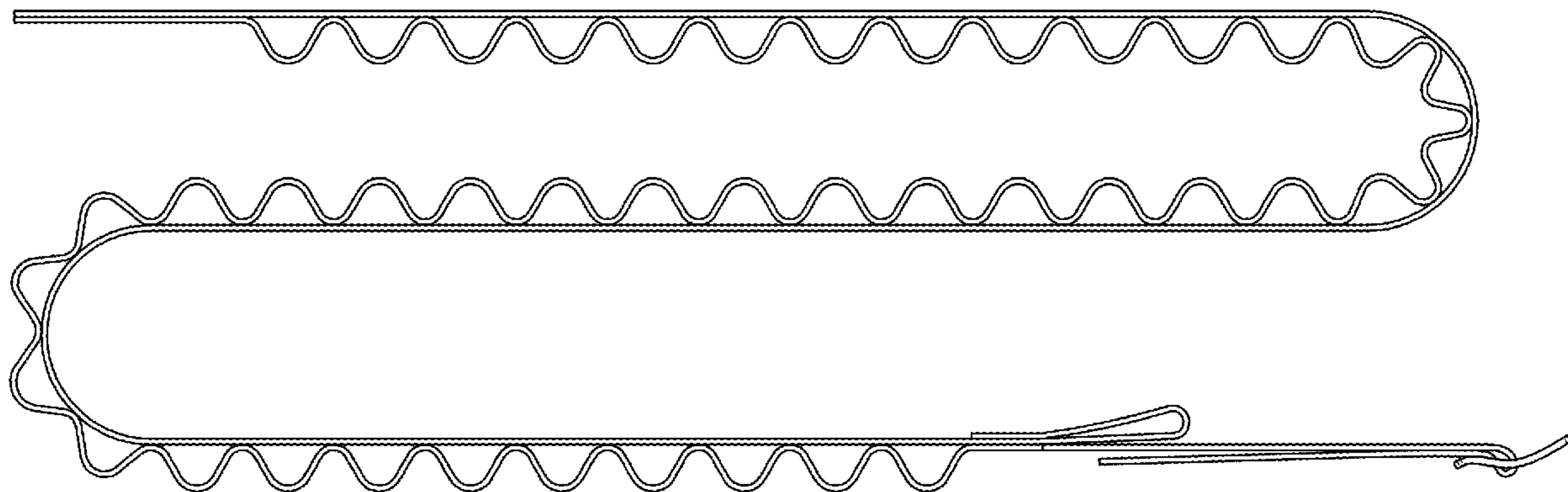
(57) **CLAIM**

The ornamental design for a tree mountable strap and gear holder, as shown and described.

DESCRIPTION

FIG. 1 is a top view of a tree mountable strap and gear holder showing our new design placed in a serpentine pattern;
 FIG. 2 is a bottom view of the tree mountable strap and gear holder;
 FIG. 3 is a front view of the tree mountable strap and gear holder;
 FIG. 4 is a rear view of the tree mountable strap and gear holder;
 FIG. 5 is a top isometric view of the tree mountable strap and gear holder; and,
 FIG. 6 is a front isometric in-use view of the tree mountable strap and gear holder.
 The broken lines depict an environment of use and form no part of the claim.

1 Claim, 5 Drawing Sheets



(56)

References Cited

U.S. PATENT DOCUMENTS

D831,764	S *	10/2018	Hetrick	D21/694
10,143,612	B2 *	12/2018	Foster	A61H 1/0274
10,292,485	B2 *	5/2019	Conlin	A45F 3/24
D850,546	S *	6/2019	Reese	D21/694
10,537,758	B2 *	1/2020	Comet	F16F 7/08
D876,206	S *	2/2020	Pinholster	D8/356
10,767,791	B2 *	9/2020	May	F16L 3/137
10,793,216	B2 *	10/2020	Avolio	F16B 1/00
10,814,149	B2 *	10/2020	Liggett	A62B 35/0075
2002/0104202	A1 *	8/2002	Henry	B62B 3/1456
					24/306
2011/0094011	A1 *	4/2011	Klekamp	A63B 21/4021
					2/170
2013/0061429	A1 *	3/2013	Hede	A63B 29/02
					24/302

* cited by examiner




FIG. 1




FIG. 2

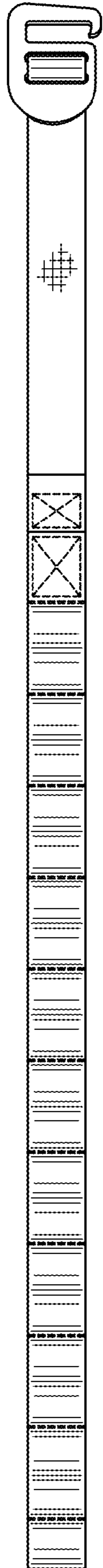


FIG. 3

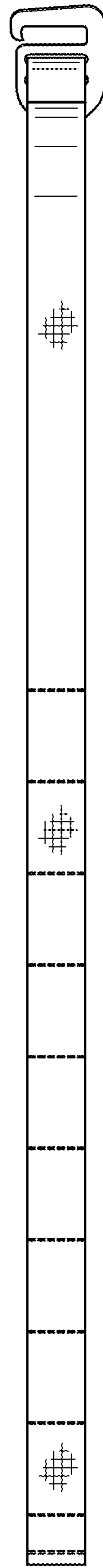


FIG. 4

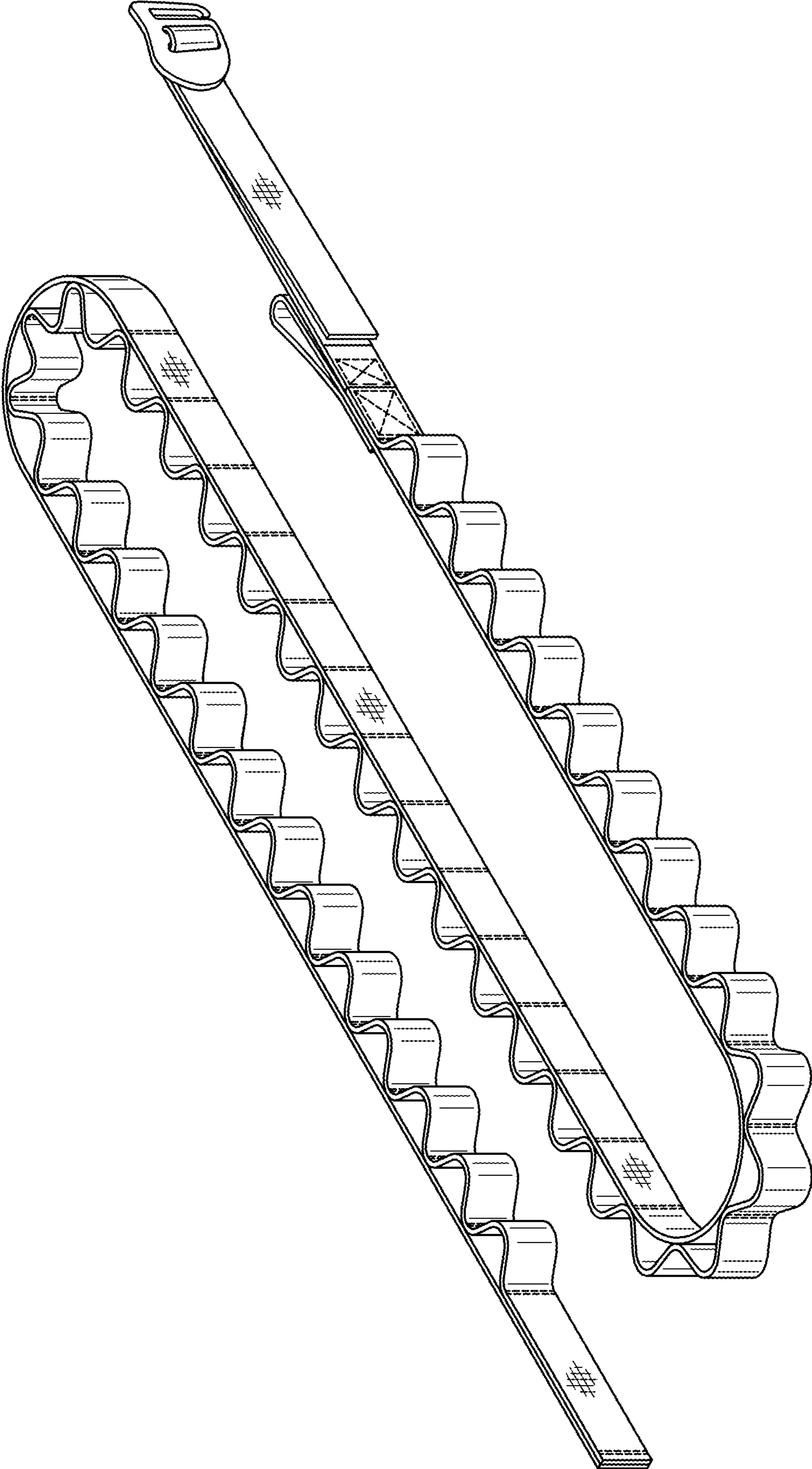


FIG. 5

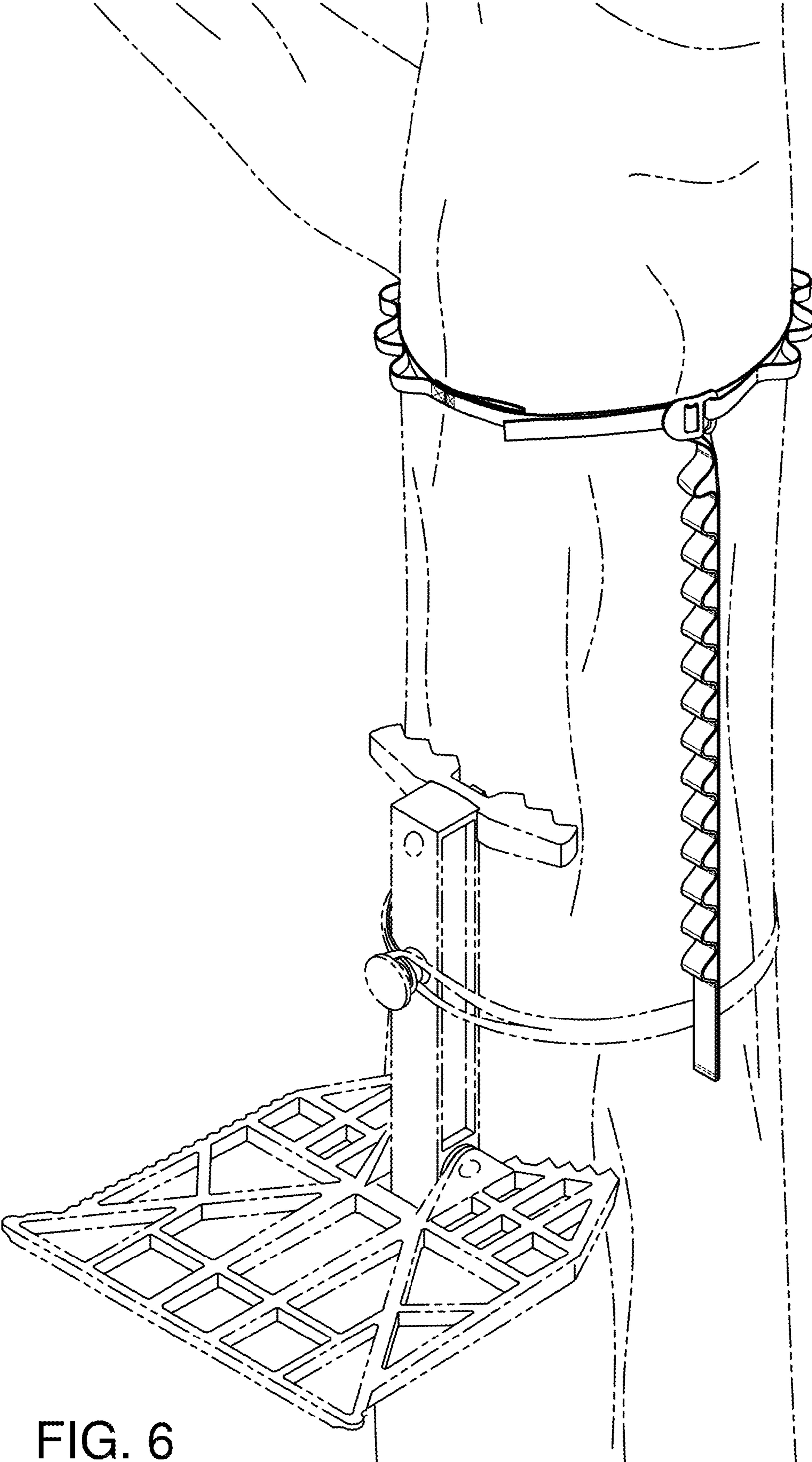


FIG. 6