



US00D911143S

(12) **United States Design Patent** (10) **Patent No.:** **US D911,143 S**
Su (45) **Date of Patent:** **** Feb. 23, 2021**

(54) **TOOL HANDLE**
(71) Applicant: **Hong Ann Tool Industries Co., Ltd.,**
Taichung (TW)
(72) Inventor: **Cheng-Wei Su,** Taichung (TW)
(73) Assignee: **Hong Ann Tool Industries Co., Ltd.,**
Taichung (TW)
(**) Term: **15 Years**
(21) Appl. No.: **29/670,495**
(22) Filed: **Nov. 16, 2018**
(51) **LOC (13) Cl.** **08-05**
(52) **U.S. Cl.**
USPC **D8/107**
(58) **Field of Classification Search**
USPC ... D8/14, 51, 82, 83, 84, 85, 105, 107, 300;
D32/49, 52; D7/395
CPC B25G 1/005; B25G 1/046; B25G 1/085;
B25G 1/063; B25B 15/02; B25B 15/04;
B25B 15/001; B25B 15/008
See application file for complete search history.

D642,887 S * 8/2011 Good D8/83
D671,813 S * 12/2012 Lin D8/83
D727,130 S * 4/2015 Robinson D8/83
D740,640 S * 10/2015 Lai D8/83
D810,538 S * 2/2018 Ou D8/83
D811,190 S * 2/2018 Ou D8/83
D819,417 S * 6/2018 Graykowski D8/47

FOREIGN PATENT DOCUMENTS

CN 303718324 S 6/2016

* cited by examiner

Primary Examiner — Philip S Hyder

(74) *Attorney, Agent, or Firm* — Alan D. Kamrath; Karin L. Williams; Mayer & Williams PC

(57) **CLAIM**

The ornamental design for a tool handle, as shown and described.

DESCRIPTION

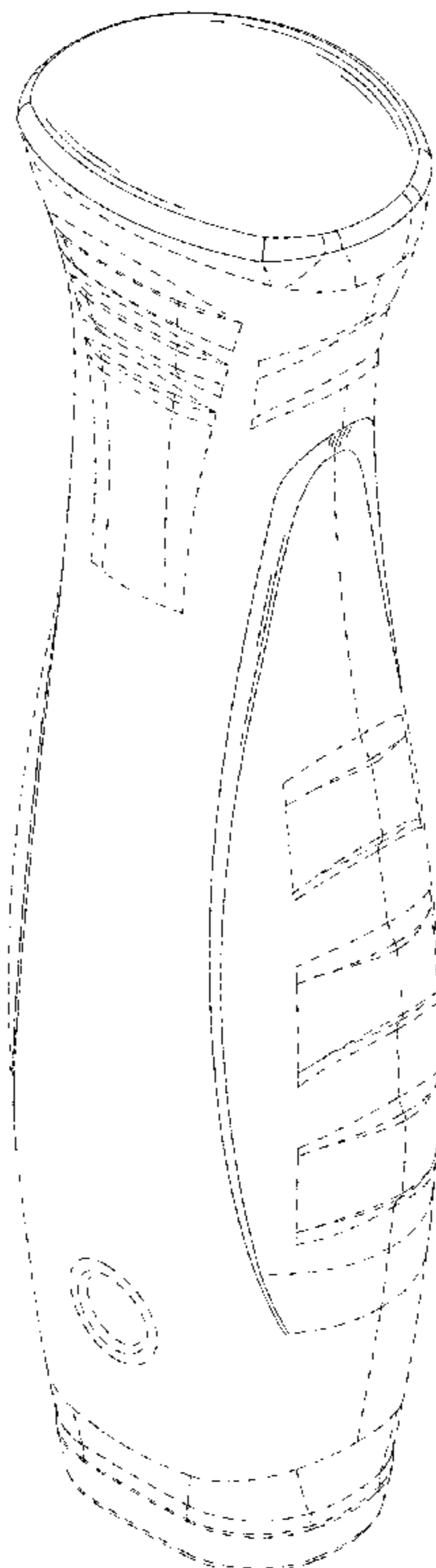
FIG. 1 is a perspective view of a tool handle showing my new design;
FIG. 2 is a front view thereof;
FIG. 3 is a rear view thereof;
FIG. 4 is a left view thereof;
FIG. 5 is a right view thereof;
FIG. 6 is a top view thereof; and,
FIG. 7 is a bottom view thereof.
The broken lines depict portions of the tool handle in which the design is embodied that are not considered part of the claimed design.

1 Claim, 7 Drawing Sheets

(56) **References Cited**

U.S. PATENT DOCUMENTS

D420,887 S 2/2000 Chen
D461,363 S 8/2002 Law
D572,105 S * 7/2008 Brockman D8/83
D572,558 S 7/2008 Demers et al.
D617,170 S * 6/2010 Lai D8/107
D620,338 S * 7/2010 Huang D8/83



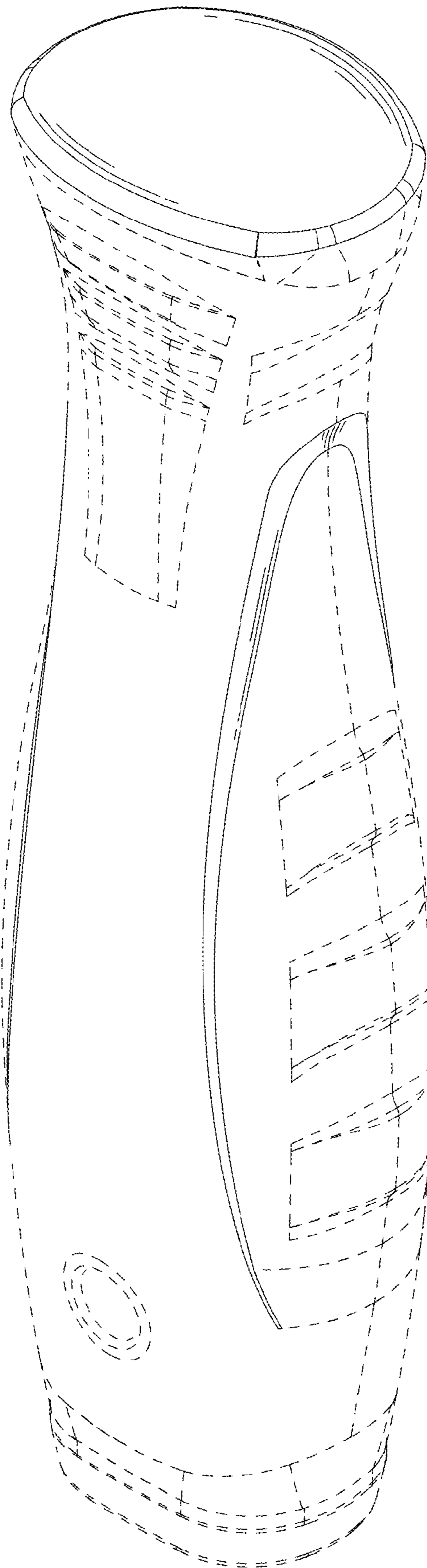


FIG. 1

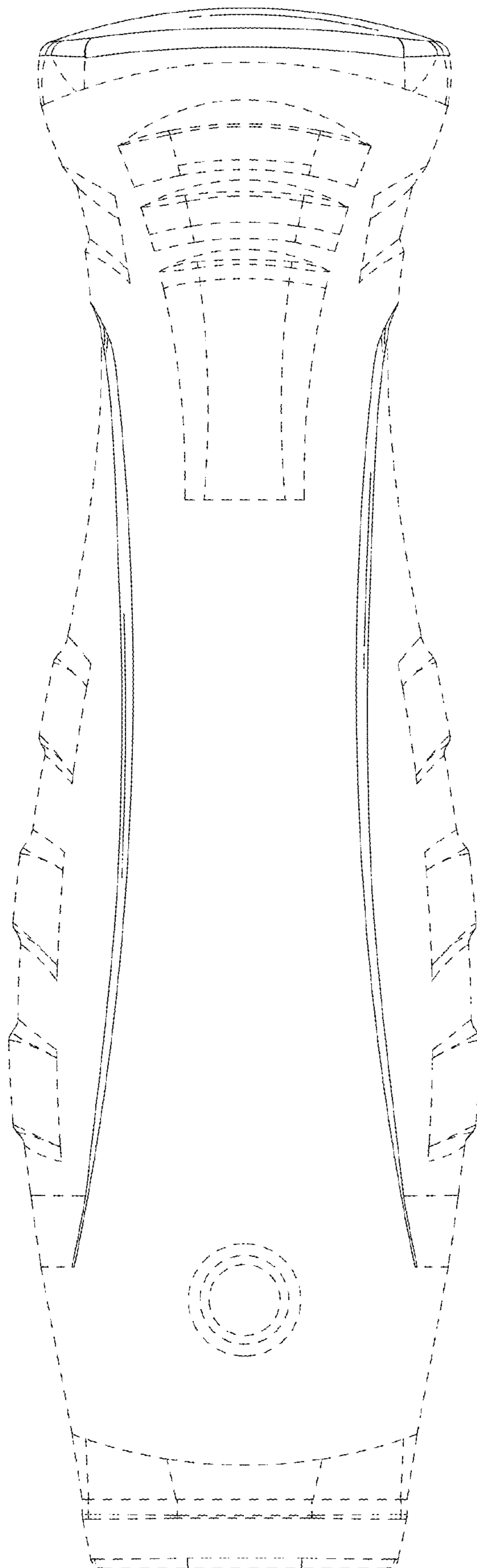


FIG. 2

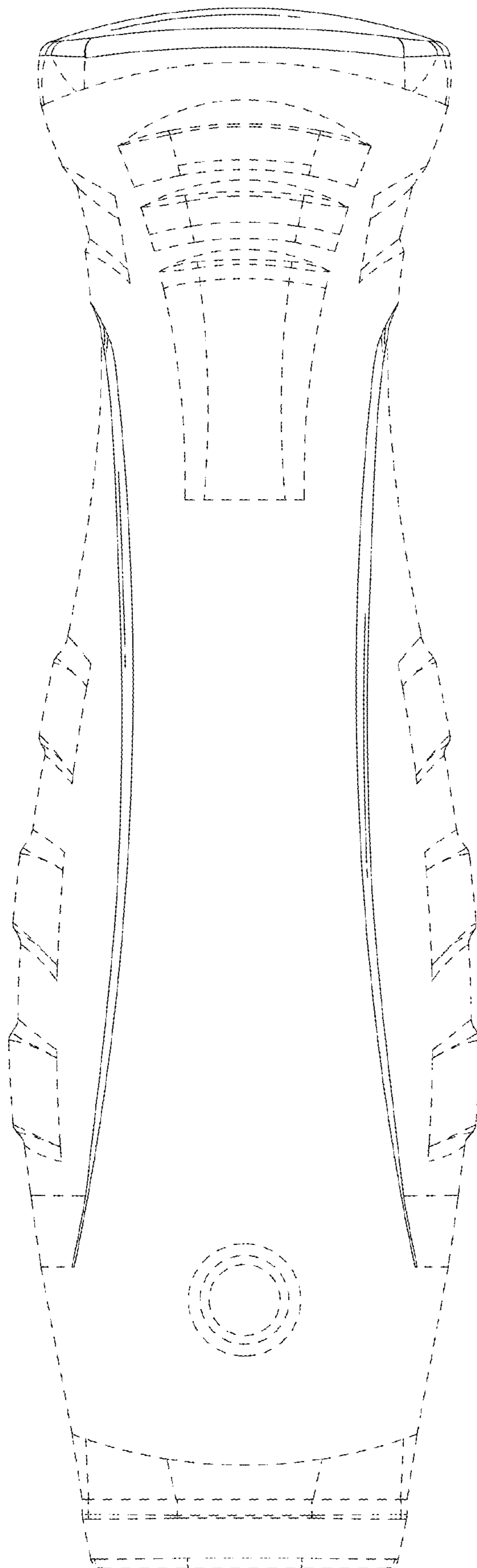


FIG. 3

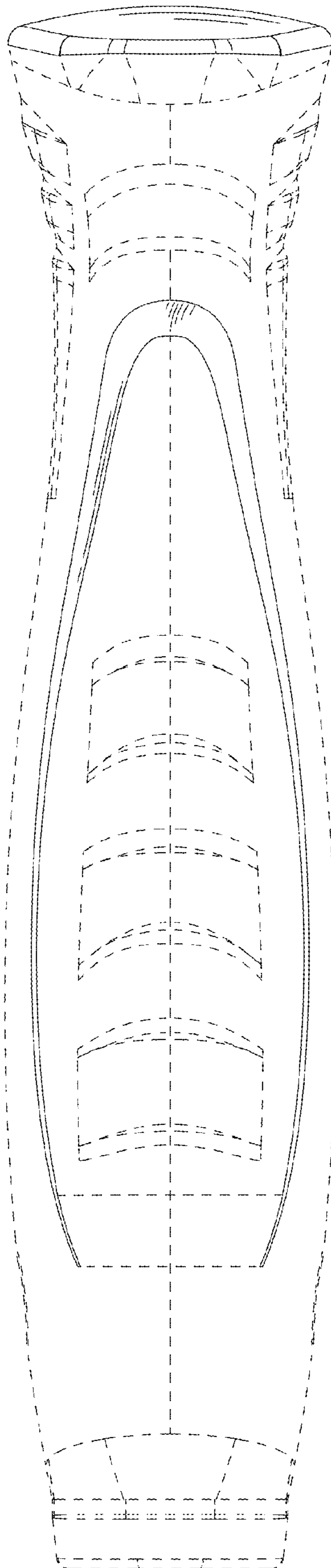


FIG. 4

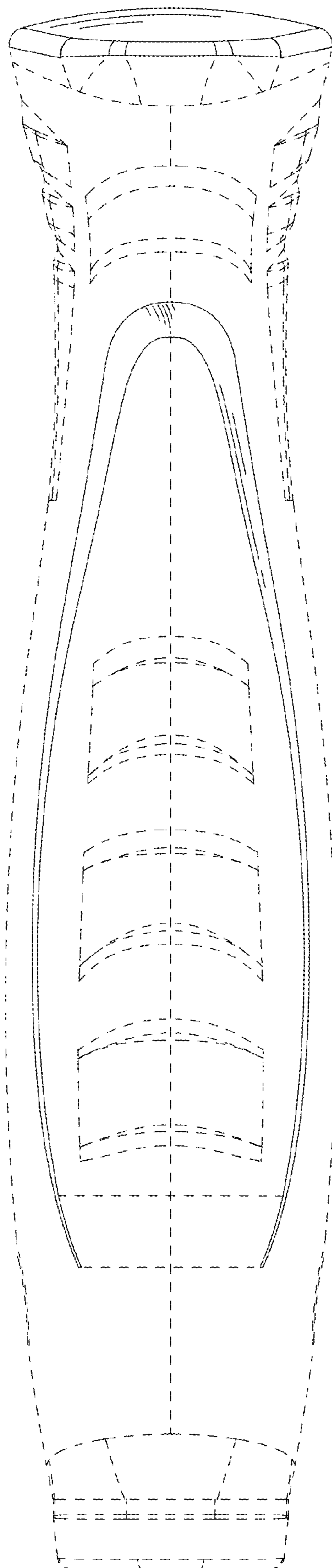


FIG. 5

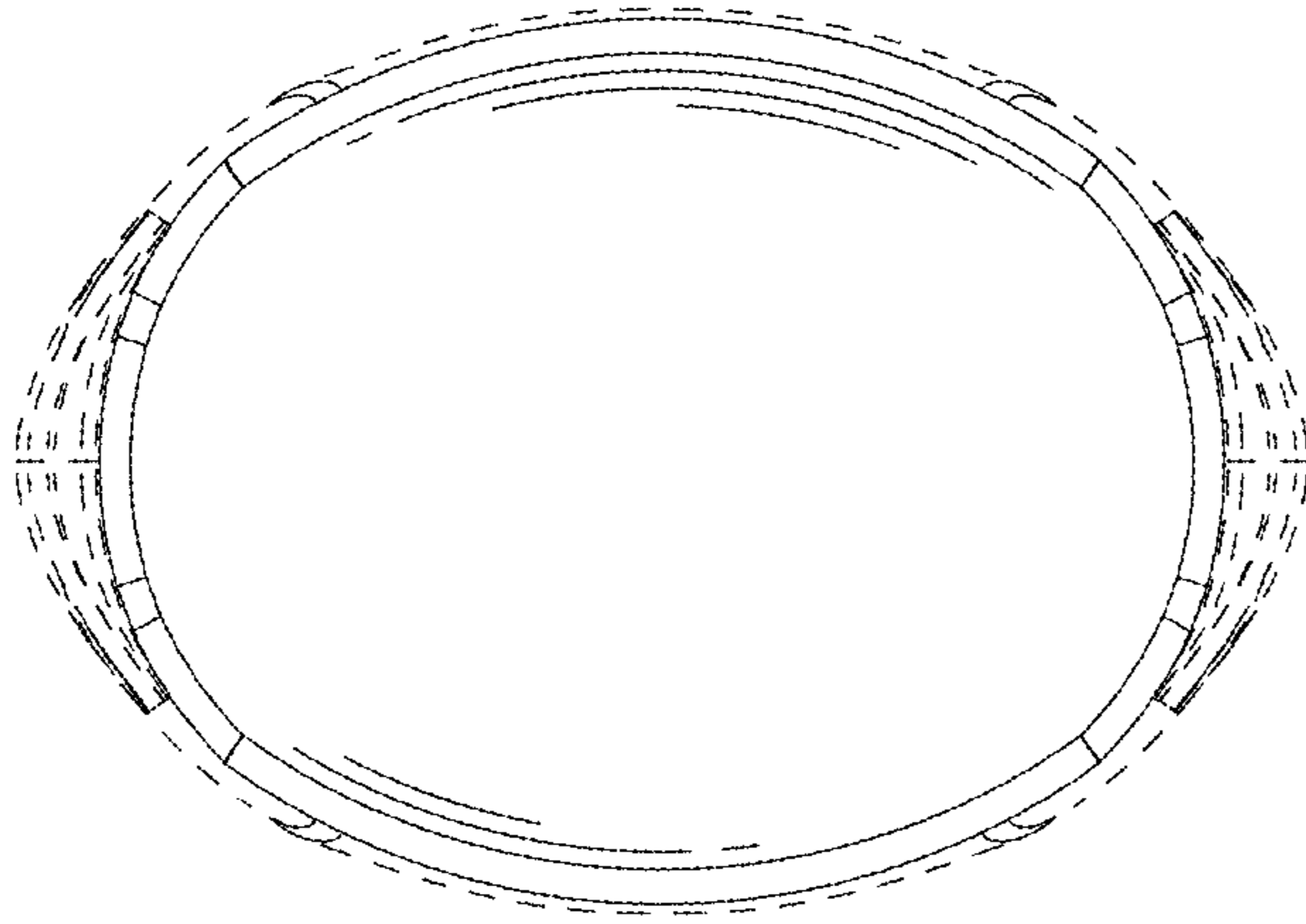


FIG. 6

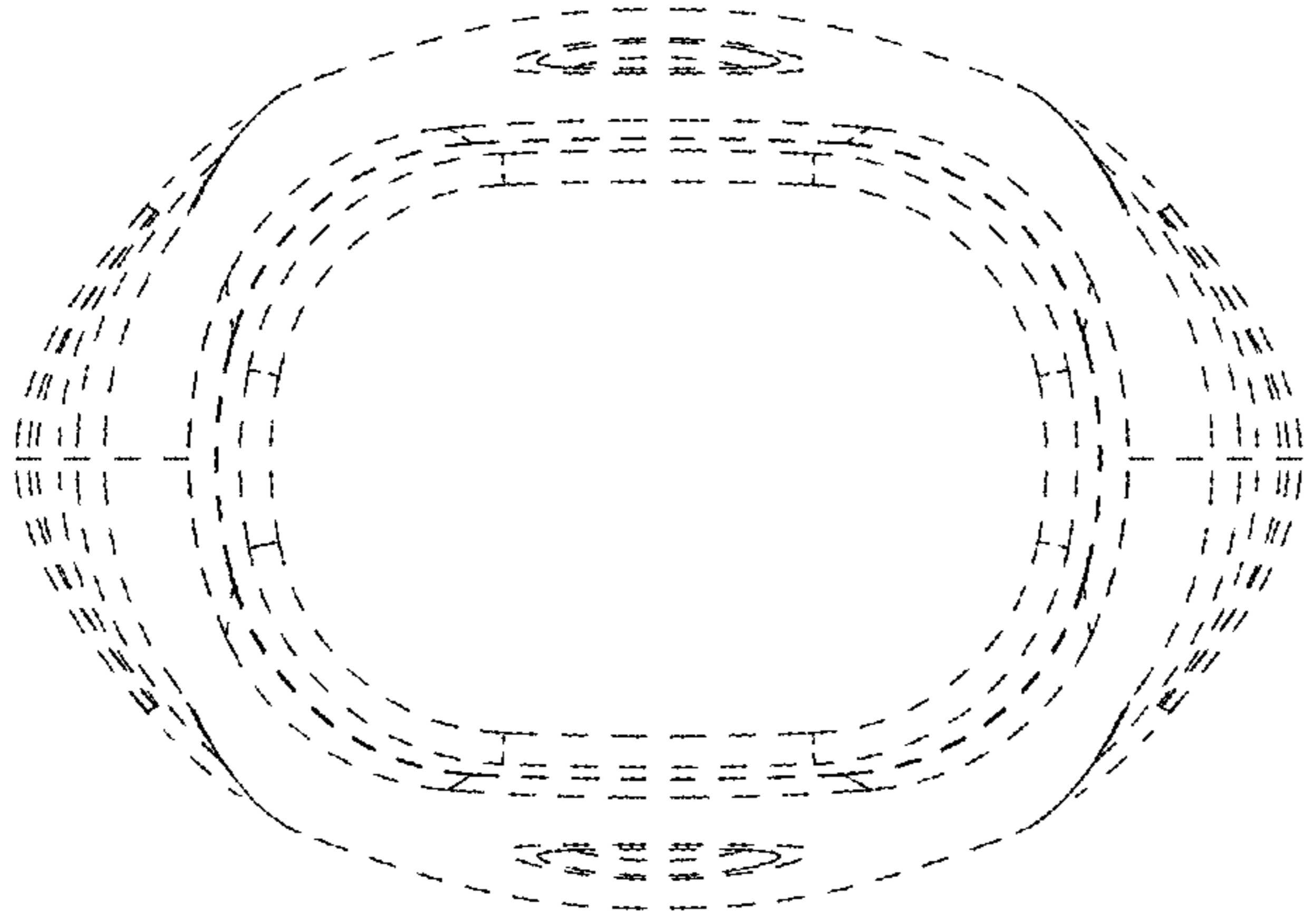


FIG. 7