



US00D911137S

(12) **United States Design Patent**
Ventura et al.

(10) **Patent No.:** **US D911,137 S**

(45) **Date of Patent:** **** Feb. 23, 2021**

- (54) **FINISHING KNIFE**
- (71) Applicant: **Axia Acquisition Corporation**, Stone Mountain, GA (US)
- (72) Inventors: **Michael Ventura**, Palm Beach Gardens, FL (US); **Howard Hutchinson**, Milton, GA (US); **Matthew W. Jungklaus**, Lawrenceville, GA (US)
- (73) Assignee: **AXIA ACQUISITION CORPORATION**, Stone Mountain, GA (US)
- (**) Term: **15 Years**
- (21) Appl. No.: **29/687,852**
- (22) Filed: **Apr. 16, 2019**
- (51) **LOC (13) Cl.** **08-05**
- (52) **U.S. Cl.**
USPC **D8/45**
- (58) **Field of Classification Search**
USPC D8/14, 90, 91, 92, 93, 107, 300, 45;
D6/601
CPC E04F 21/00; E04F 21/163; E04F 2/026;
B08B 1/005; B24B 15/023; B24B 15/04
See application file for complete search history.

- 5,337,523 A * 8/1994 Walsh B24D 15/04
15/245
- D351,696 S * 10/1994 Adolf D28/63
- 5,662,519 A * 9/1997 Arnold B24D 15/04
451/525
- D386,058 S * 11/1997 Schmidt D8/90

(Continued)

OTHER PUBLICATIONS

“7" Premium Wipe Down Knife”, website, TapeTech, on sale in the U.S. at least as early as Feb. 14, 2016, [https:// www.tapetech.com/products/Premium-Finishing-Knives/7-Premium-Wipe-Down-Knife](https://www.tapetech.com/products/Premium-Finishing-Knives/7-Premium-Wipe-Down-Knife), (2 pages).

Primary Examiner — Philip S Hyder

(74) *Attorney, Agent, or Firm* — Michael Best and Friedrich LLP

(57) **CLAIM**

We claim the ornamental design for a finishing knife, as shown and described.

DESCRIPTION

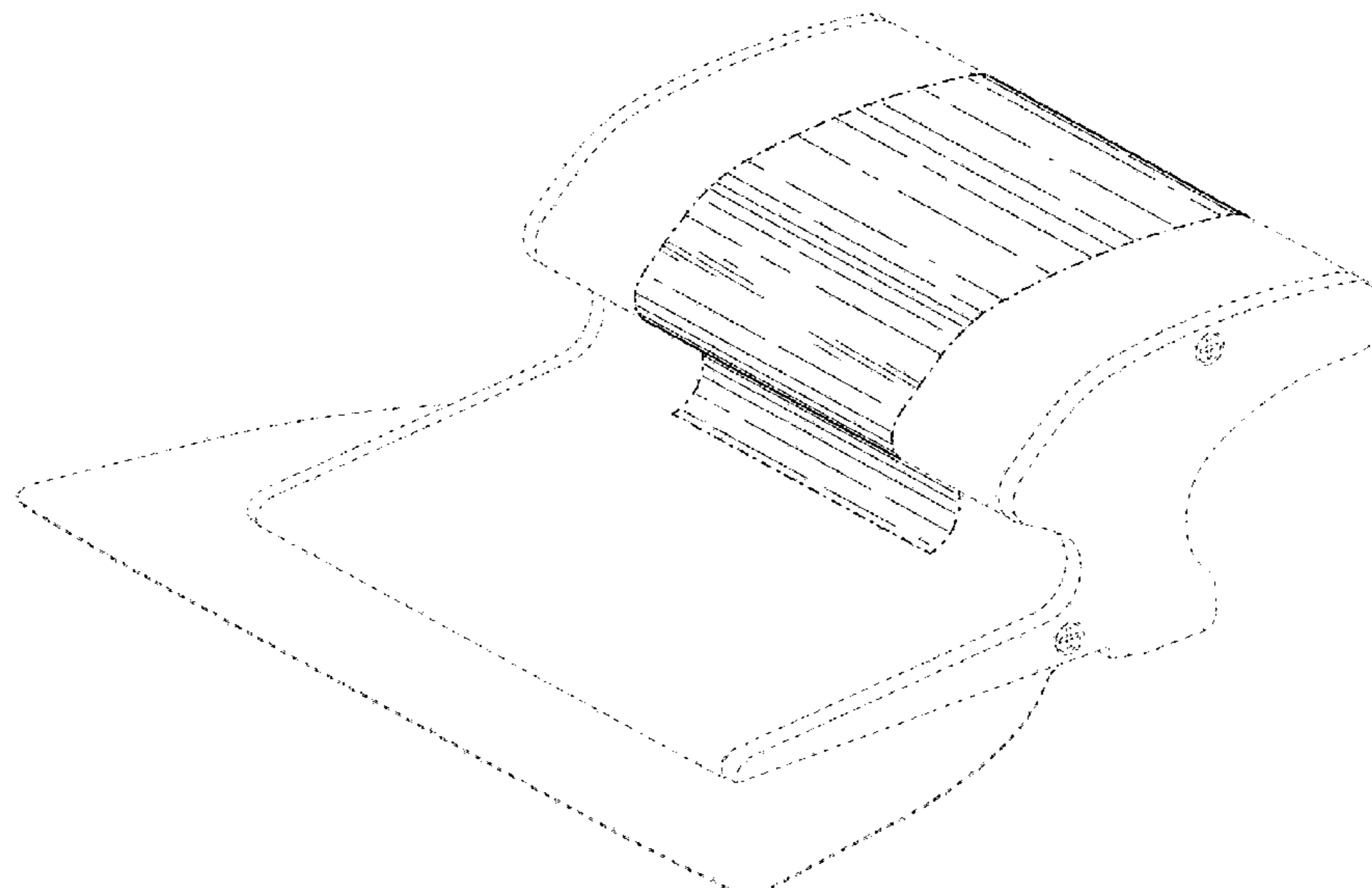
FIG. 1 is a front perspective view of a finishing knife in accordance with an embodiment of the present invention. FIG. 2 is a rear perspective view of the finishing knife of FIG. 1. FIG. 3 is a left side view of the finishing knife of FIG. 1. FIG. 4 is a right side view of the finishing knife of FIG. 1. FIG. 5 is a front view of the finishing knife of FIG. 1. FIG. 6 is a rear view of the finishing knife of FIG. 1. FIG. 7 is a top view of the finishing knife of FIG. 1; and, FIG. 8 is a bottom view of the finishing knife of FIG. 1. The portions of the finishing knife shown in broken lines are included for the purpose of illustrating environment and form no part of the claimed design. The portions of the finishing knife shown in broken lines having unequal length segments illustrate the boundary of the claimed design and form no part of the claimed design.

1 Claim, 7 Drawing Sheets

(56) **References Cited**

U.S. PATENT DOCUMENTS

- 1,927,534 A * 9/1933 Wooler F16C 19/386
384/474
- 2,112,593 A * 3/1938 Campbell B24D 15/023
451/502
- 3,117,334 A * 1/1964 Imhof B05C 17/00
15/210.1
- 5,131,193 A * 7/1992 Demers B24D 15/023
451/490
- 5,268,672 A * 12/1993 Kerr G08B 13/169
340/565



(56)

References Cited

U.S. PATENT DOCUMENTS

D451,778 S * 12/2001 Wheeler D8/90
6,439,988 B1 * 8/2002 Long B24D 3/32
451/495
D462,597 S * 9/2002 Deshler D8/90
6,544,113 B1 * 4/2003 Wheeler B24D 15/04
451/495
D478,351 S * 8/2003 Belton D19/187
D539,111 S * 3/2007 Cardew D8/91
D552,760 S * 10/2007 Seiling D25/122
8,057,286 B2 * 11/2011 Walsh B24D 15/023
451/523
9,234,358 B2 1/2016 Harper et al.
D750,099 S * 2/2016 Seo D14/485
D758,100 S * 6/2016 Pham D6/601
2019/0024391 A1 * 1/2019 Huang E04F 21/026
2020/0189089 A1 * 6/2020 Chin-Chen B05C 17/10

* cited by examiner

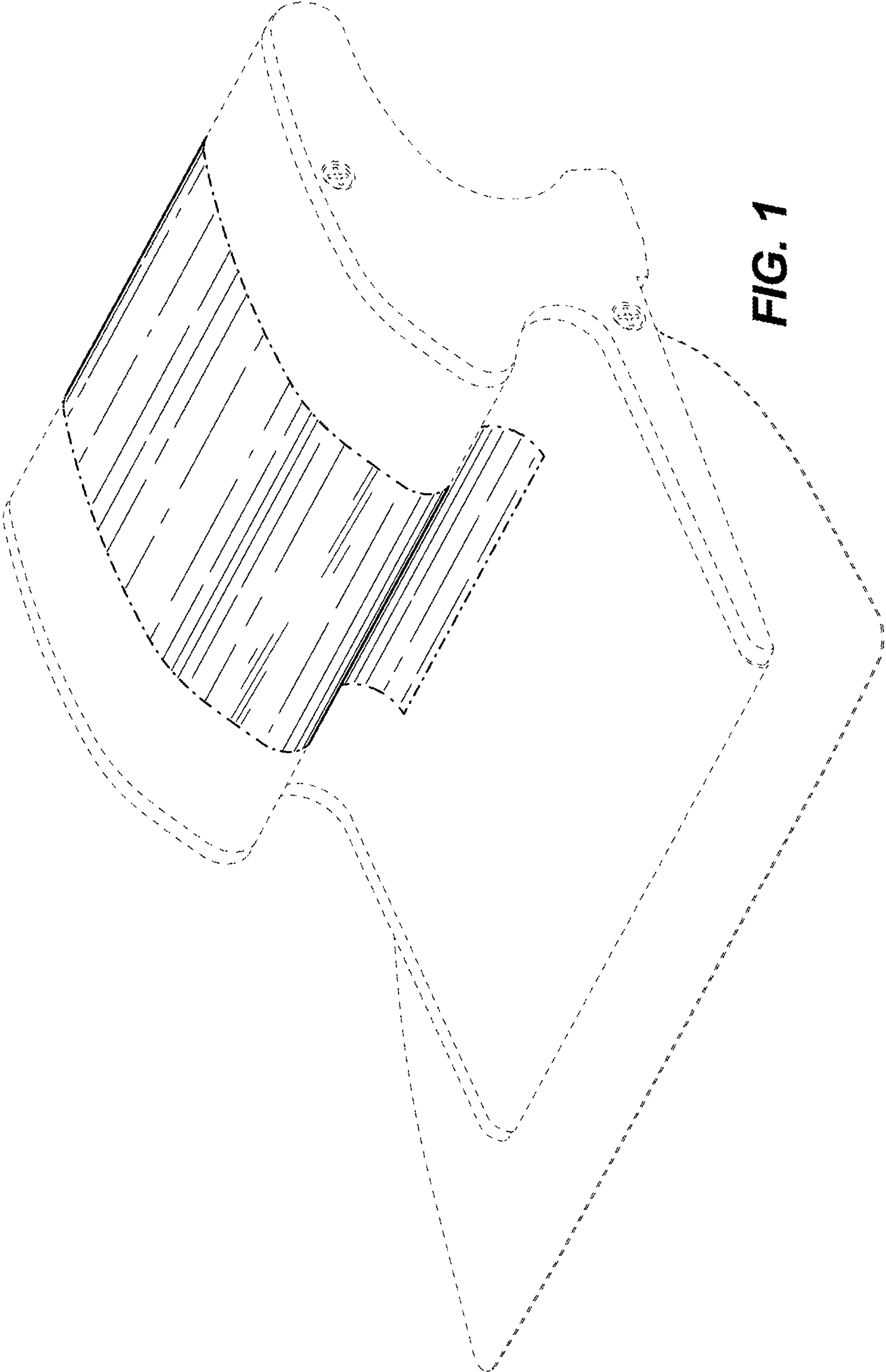


FIG. 1

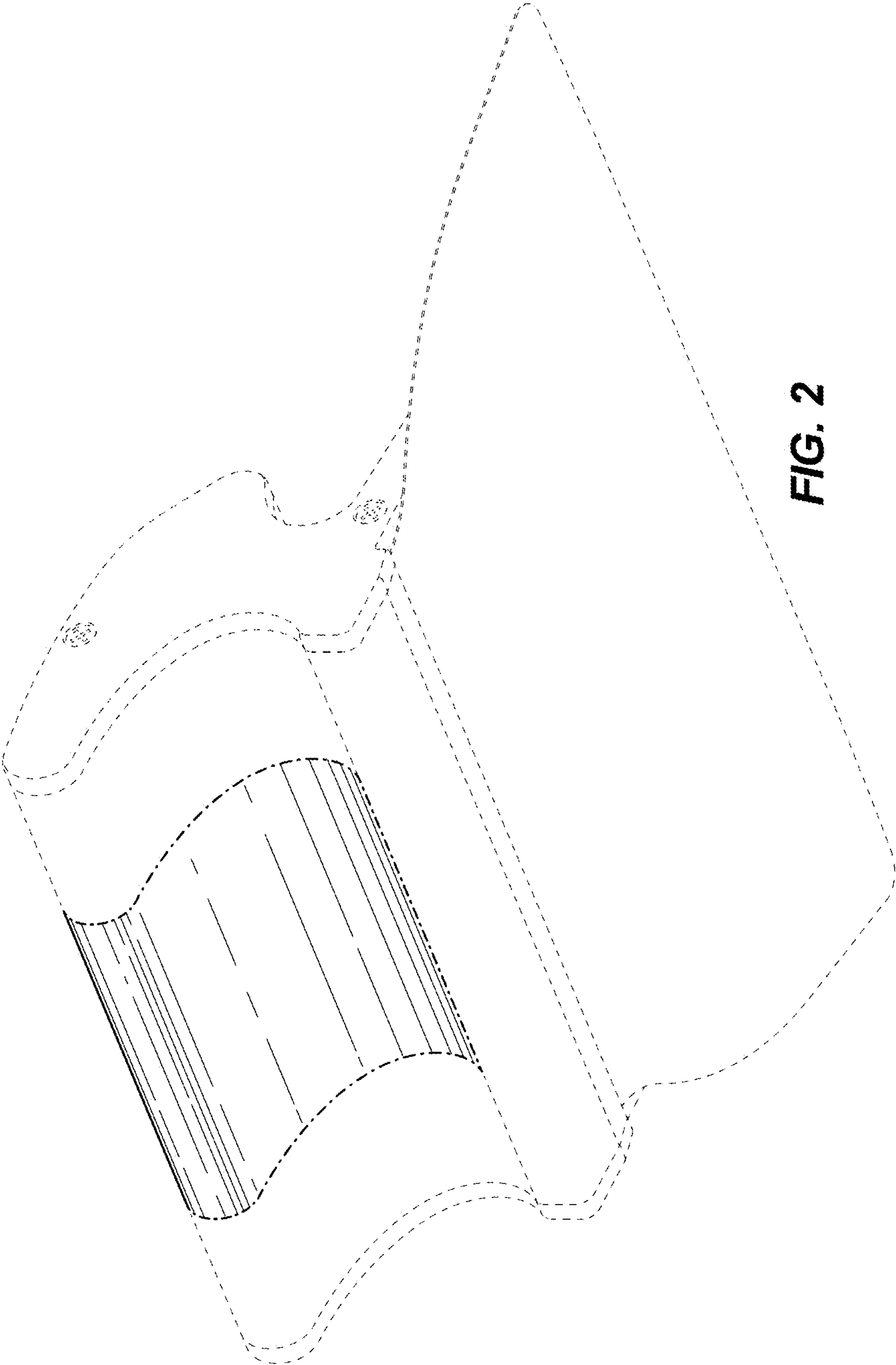


FIG. 2

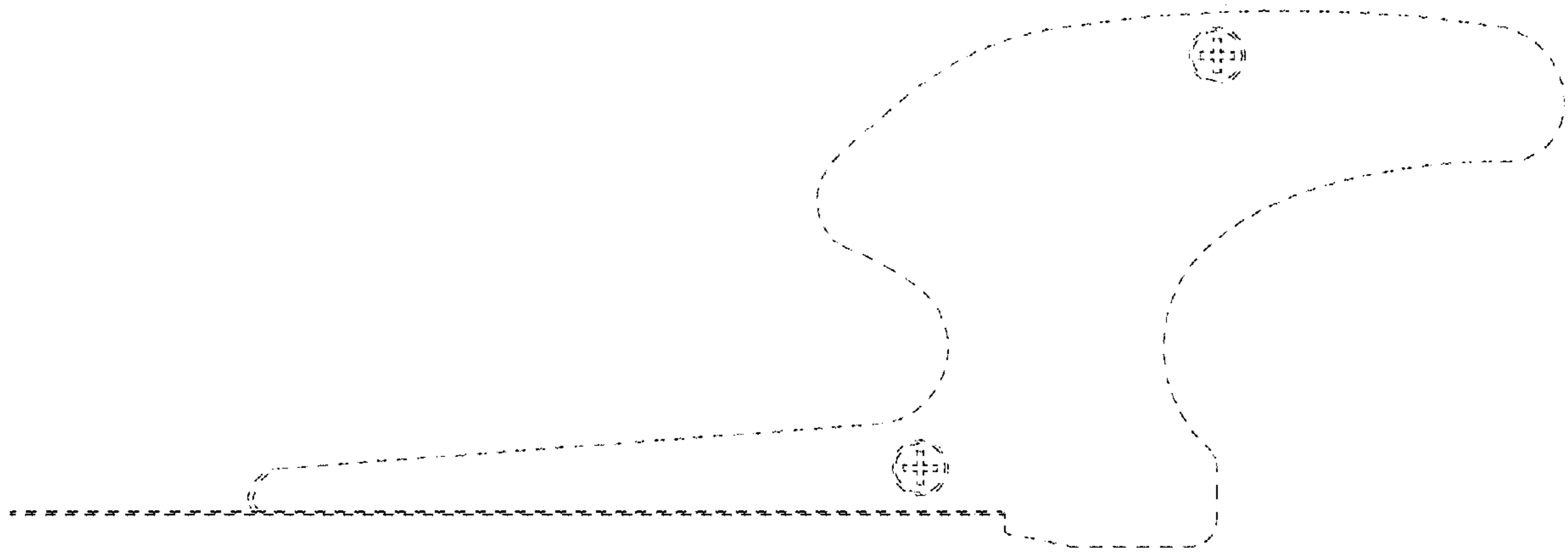


FIG. 3

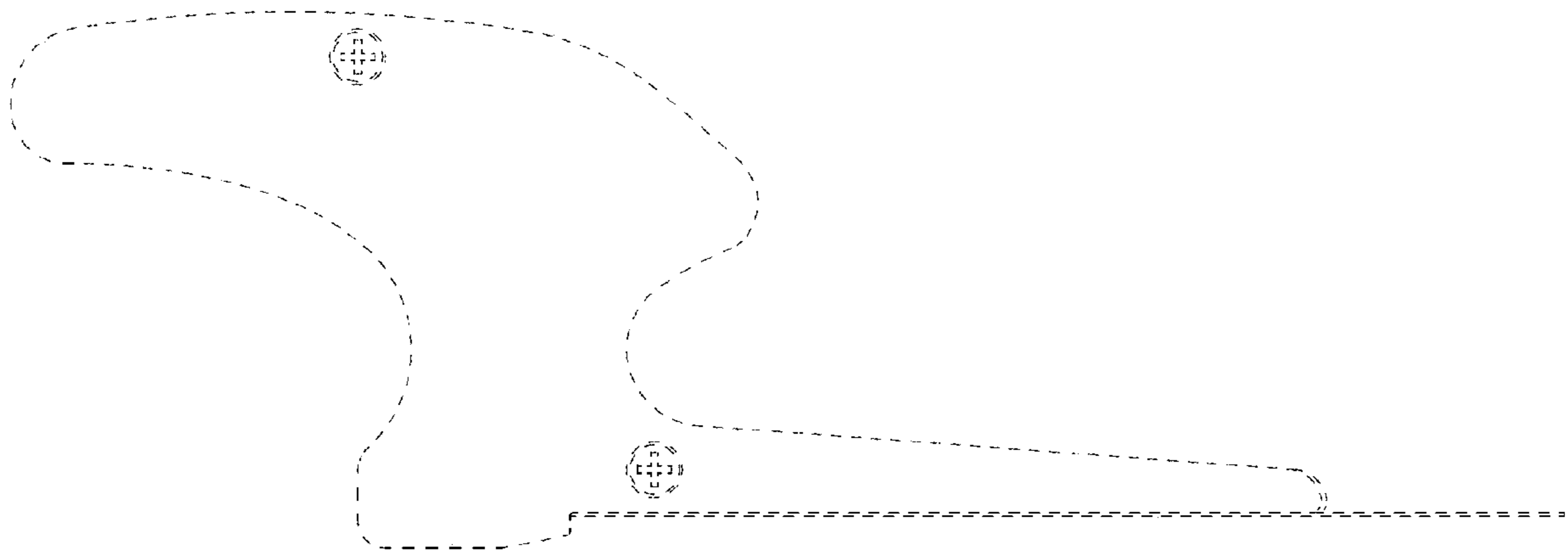


FIG. 4




FIG. 5


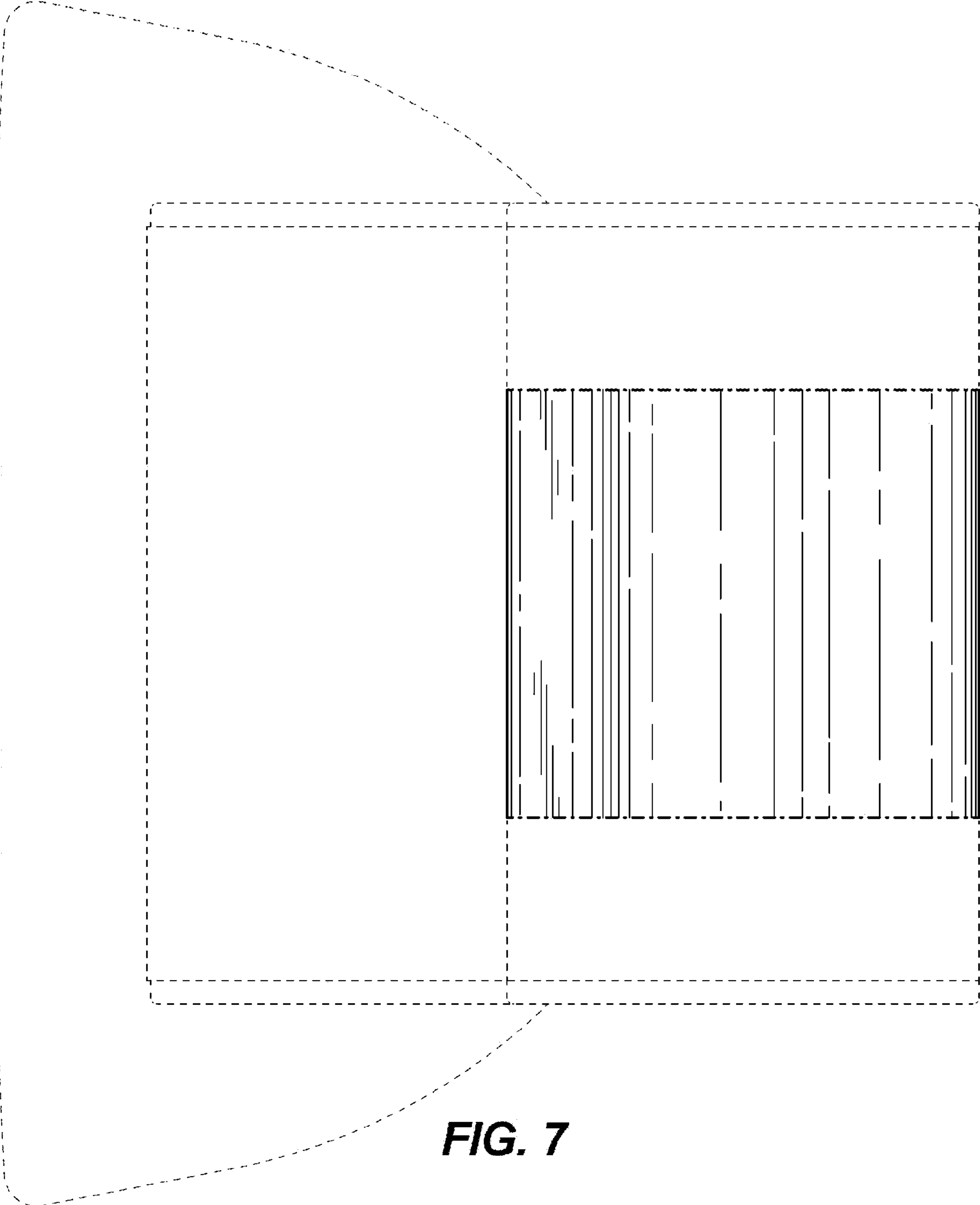


FIG. 6



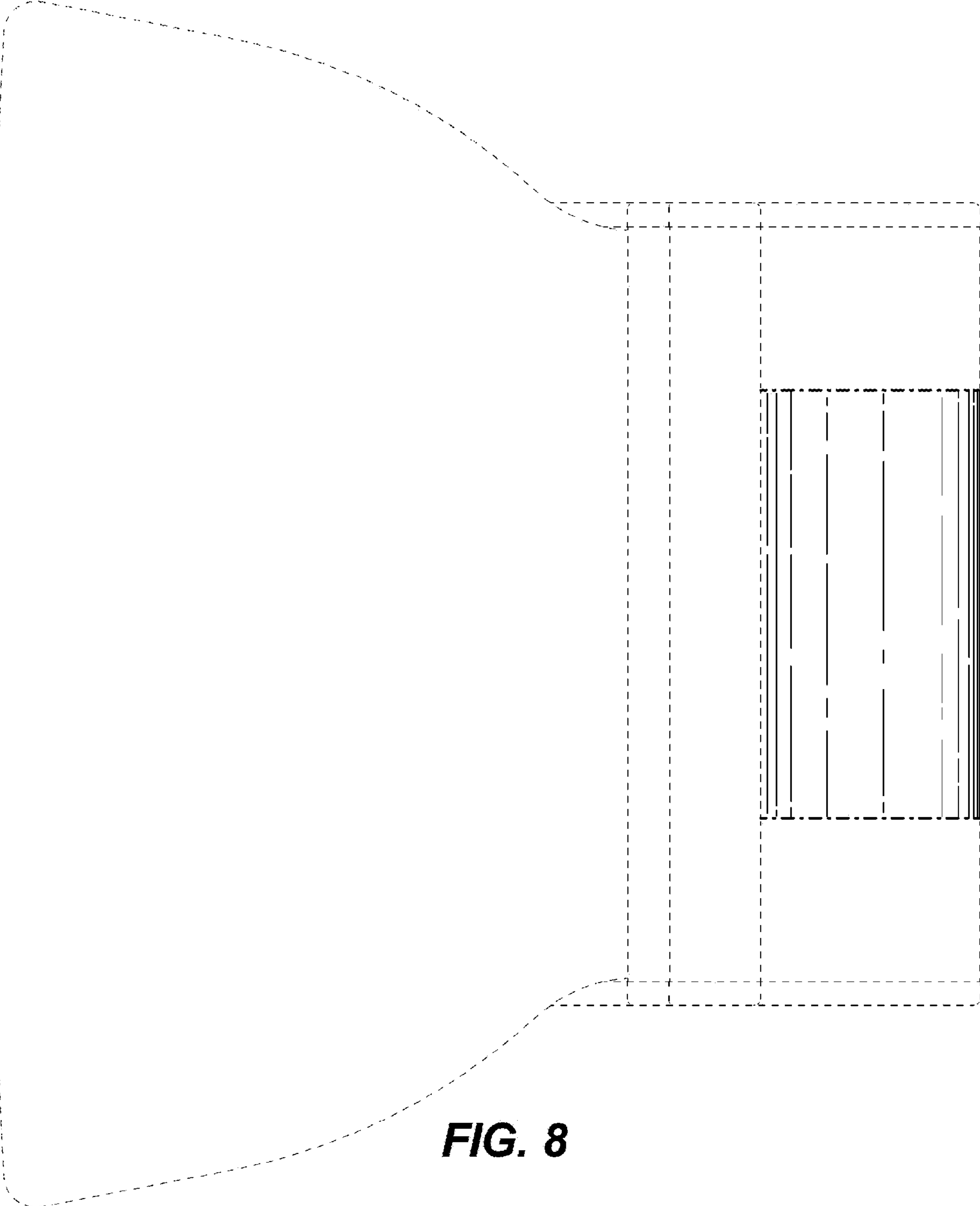


FIG. 8